



US00D417875S

United States Patent [19] Choi

[11] Patent Number: **Des. 417,875**

[45] Date of Patent: **** Dec. 21, 1999**

[54] **REMOTE CONTROLLER FOR VIDEO APPARATUS**

[75] Inventor: **Jin-Hae Choi**, Seoul, Rep. of Korea

[73] Assignee: **LG Electronics, Inc.**, Seoul, Rep. of Korea

[**] Term: **14 Years**

[21] Appl. No.: **29/087,294**

[22] Filed: **Apr. 30, 1998**

[30] **Foreign Application Priority Data**

Oct. 31, 1997 [KR] Rep. of Korea 97-23009

[51] **LOC (6) Cl.** **14-03**

[52] **U.S. Cl.** **D14/218**

[58] **Field of Search** D14/124, 217,
D14/218, 299; D10/104, 106; D13/168;
348/734; 455/151.1, 151.4, 152.1, 352-355;
200/331

[56] **References Cited**

U.S. PATENT DOCUMENTS

D. 342,070 12/1993 Takama D14/218

D. 372,245	7/1996	Brooks	D14/218
D. 379,816	6/1997	Laituri et al.	D14/218
D. 381,634	7/1997	Yanku	D13/168
D. 382,878	8/1997	Erlin	D14/218
D. 383,134	9/1997	Patton	D14/218
D. 386,185	11/1997	Cho	D14/218
D. 395,889	7/1998	Gerba et al.	D14/218
D. 398,009	9/1998	Huppertz et al.	D14/218
D. 401,587	11/1998	Rudolph	D14/218

Primary Examiner—Louis S. Zarfes

Assistant Examiner—G. Andoll

[57] **CLAIM**

The ornamental design for a remote controller for video apparatus, as shown and described.

DESCRIPTION

FIG. 1 is a perspective view of the remote controller for video apparatus;
FIG. 2 is a front view thereof;
FIG. 3 is a rear view thereof;
FIG. 4 is a left side view thereof;
FIG. 5 is a right side view thereof;
FIG. 6 is a top plan view thereof; and,
FIG. 7 is a bottom plan view thereof.

1 Claim, 6 Drawing Sheets




FIG. 1

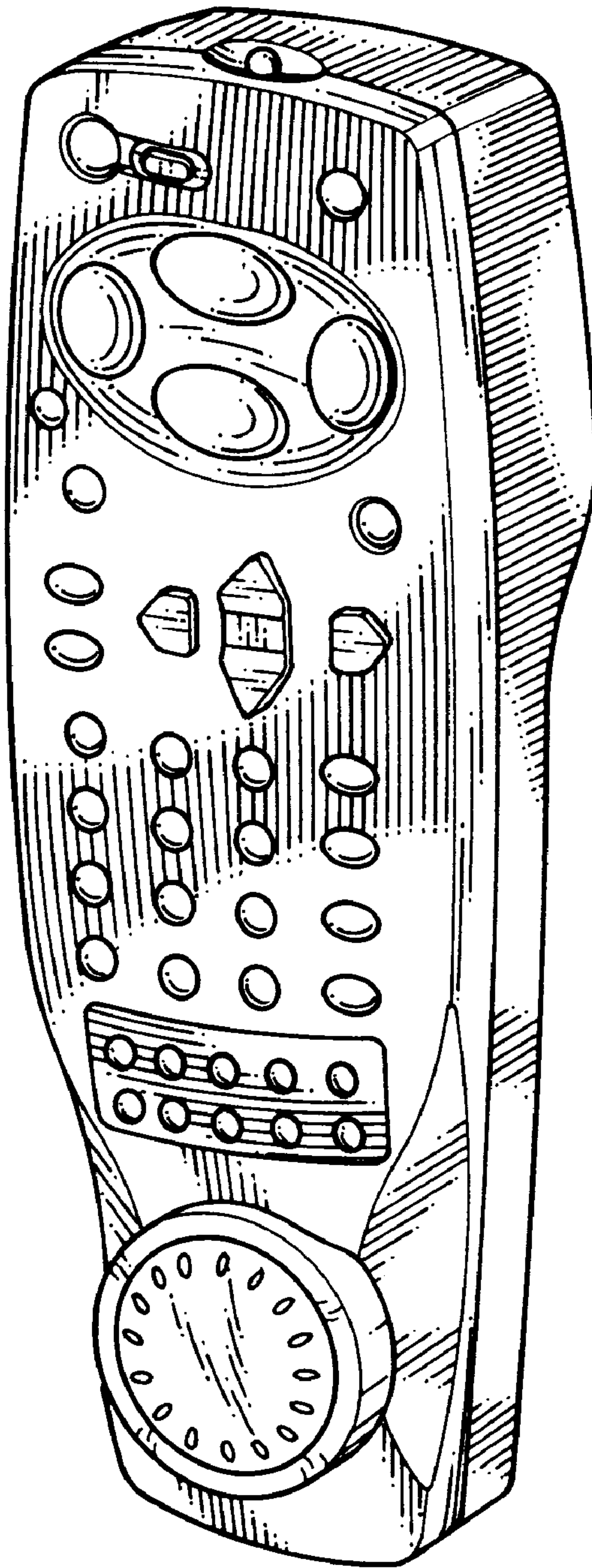


FIG. 2

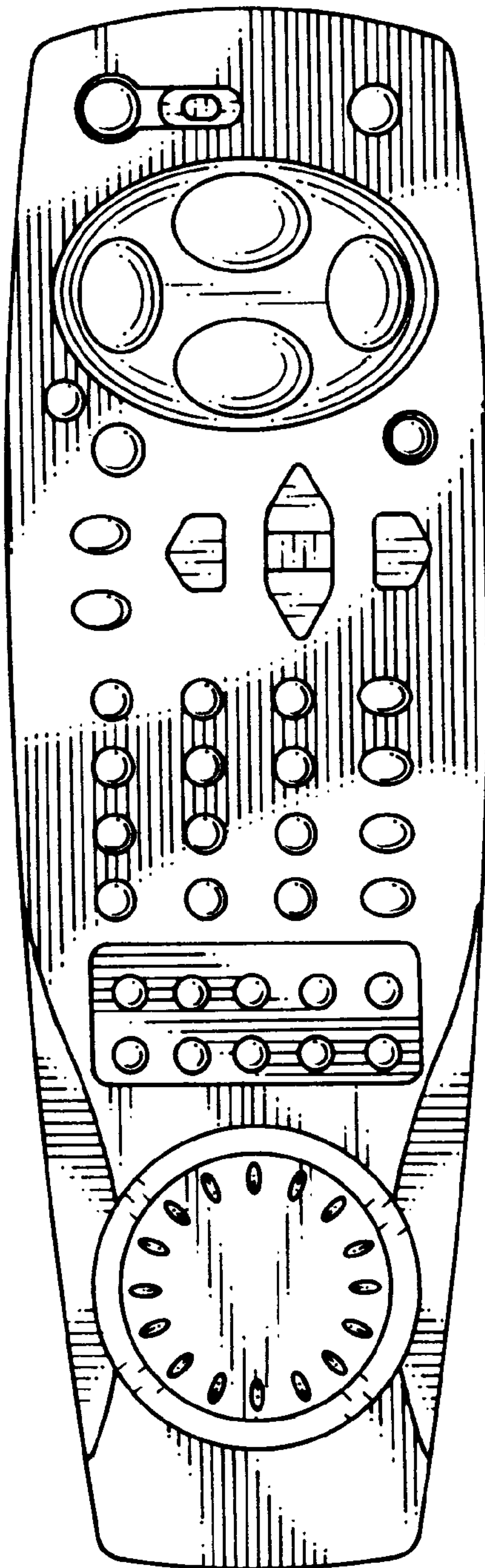


FIG. 3

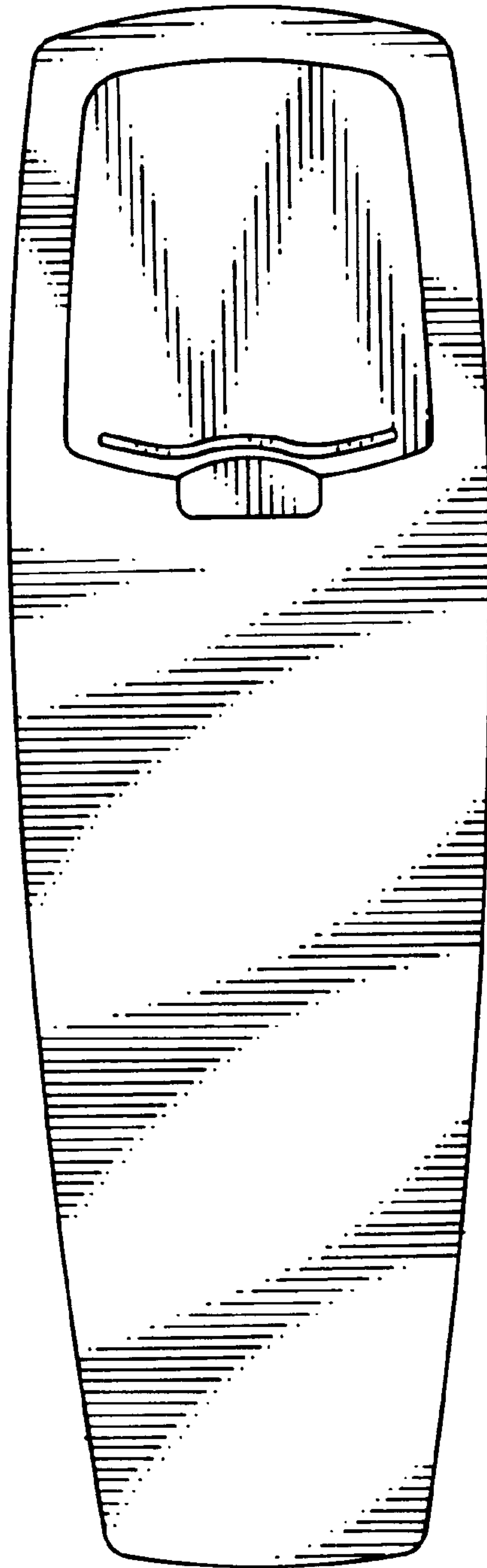


FIG. 4

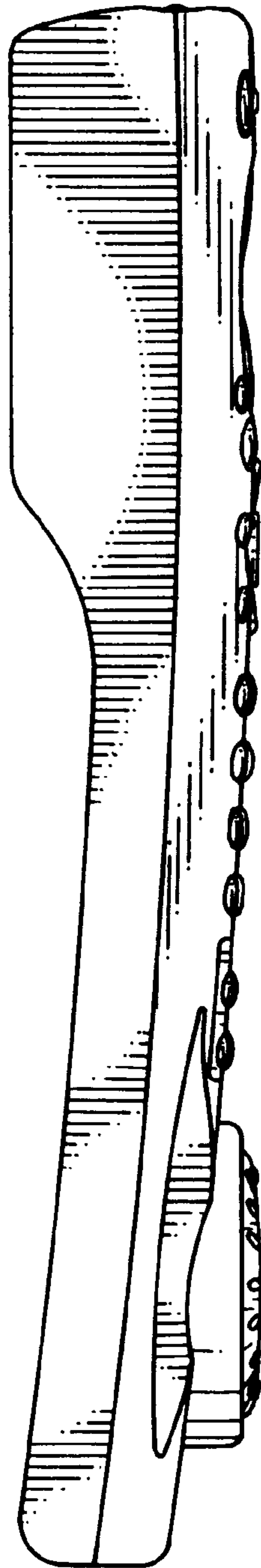


FIG. 5

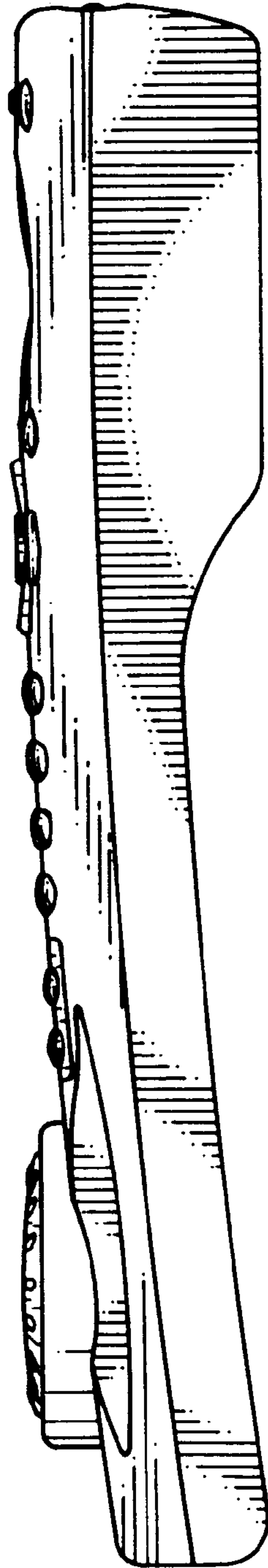


FIG. 6

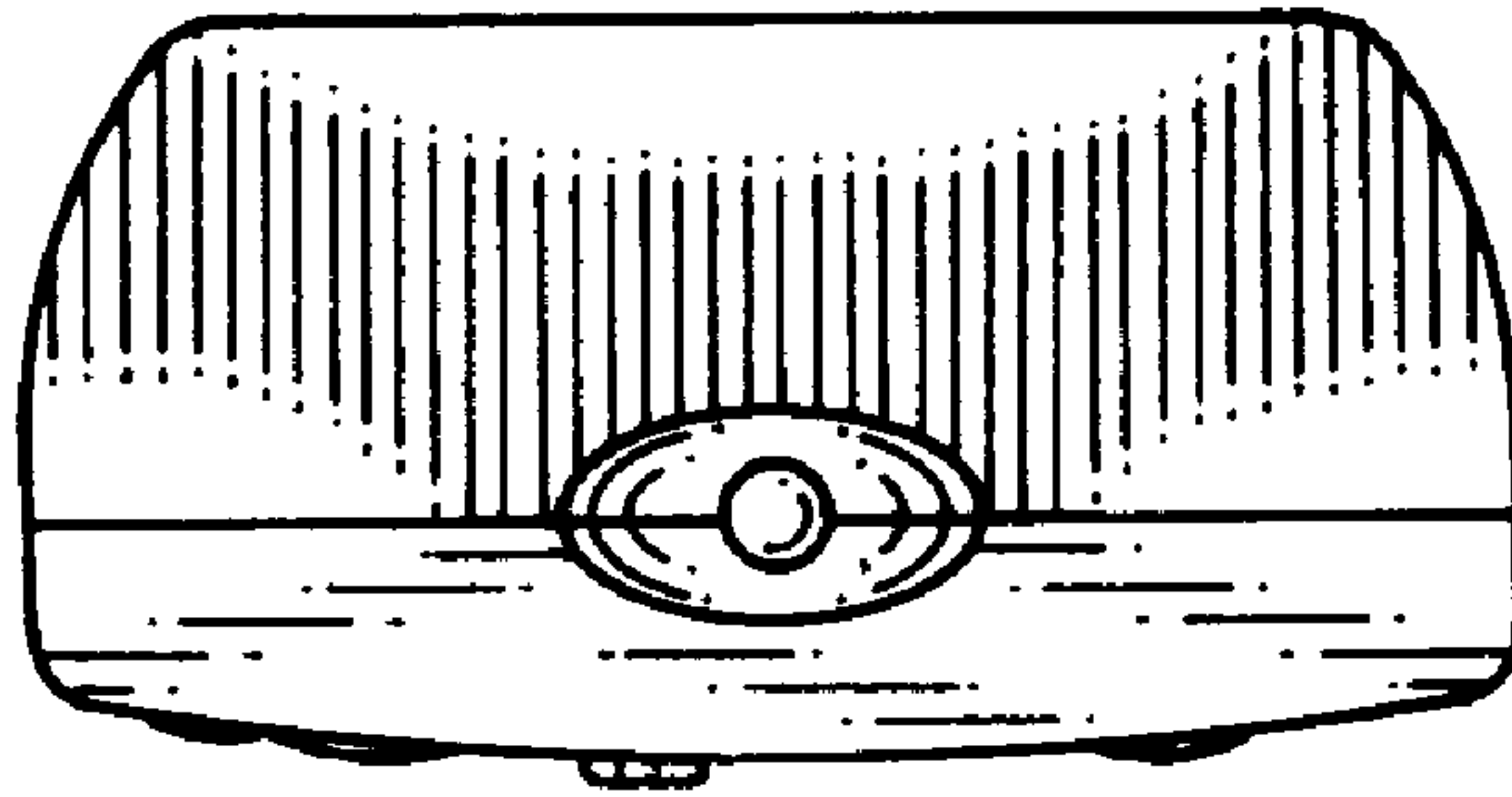


FIG. 7

