



US00D417872S

United States Patent [19] Monson

[11] **Patent Number: Des. 417,872**

[45] **Date of Patent: ** Dec. 21, 1999**

[54] **SPEAKER CABINET ENCLOSURE**

Primary Examiner—Nanda Bondade

[76] **Inventor: Eric H. Monson**, 111 E. 5th St., Pierre, S. Dak. 57501

[57] **CLAIM**

[**] **Term: 14 Years**

The ornamental design for a speaker cabinet enclosure, as shown and described.

[21] **Appl. No.: 29/079,004**

DESCRIPTION

[22] **Filed: Nov. 6, 1997**

FIG. 1 is a perspective view of my speaker cabinet enclosure;

[51] **LOC (6) Cl. 14-01**

FIG. 2 is a front elevational view thereof;

[52] **U.S. Cl. D14/211; D14/215**

FIG. 3 is a top plan view thereof;

[58] **Field of Search** D14/204, 207–216; 181/144–145, 147–148, 153, 157, 198–199; 381/24, 153, 159, 186, 188, 203, 205

FIG. 4 is a right side elevational view thereof;

FIG. 5 is a left side elevational view thereof;

[56] **References Cited**

FIG. 6 is a bottom plan view thereof,

U.S. PATENT DOCUMENTS

FIG. 7 is a rear elevational view thereof; and,

D. 260,390 8/1981 Bertagni D14/211

FIG. 8 is a perspective view of a second embodiment of FIG. 1.

D. 335,497 5/1993 Patterson, Jr. et al. D14/211

D. 353,378 12/1994 Lewis D14/211

OTHER PUBLICATIONS

The remaining views of embodiment 2 are mirror images of FIGS. 2–7.

Stereo Review pge 11, Linn Nexus Speaker, Apr. 1988.
Stereo Review pge 13, Paragon Acoustics Speaker, Aug. 1993.

1 Claim, 3 Drawing Sheets

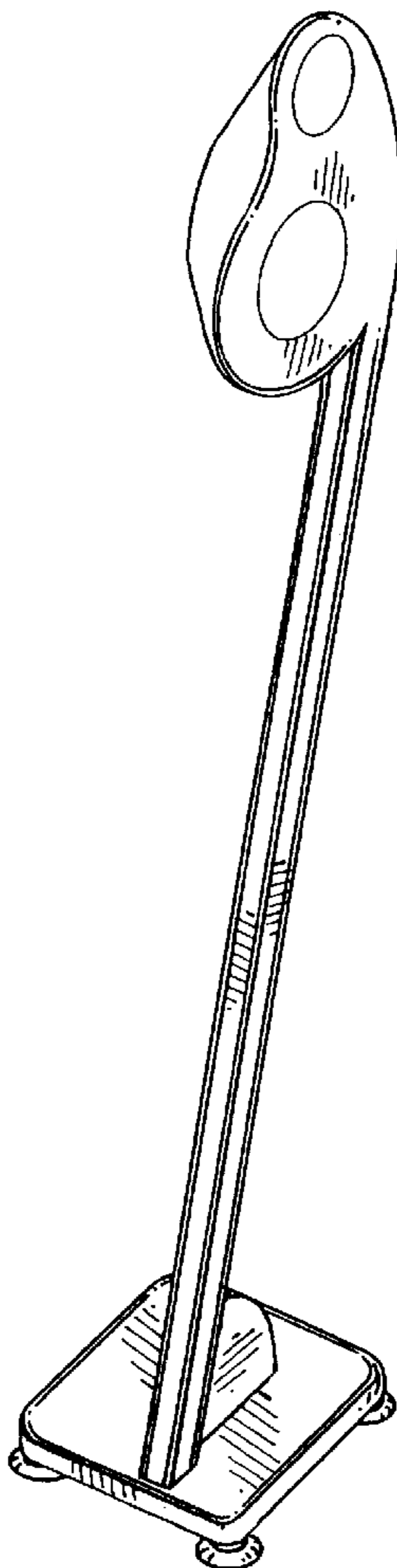


Fig. 1

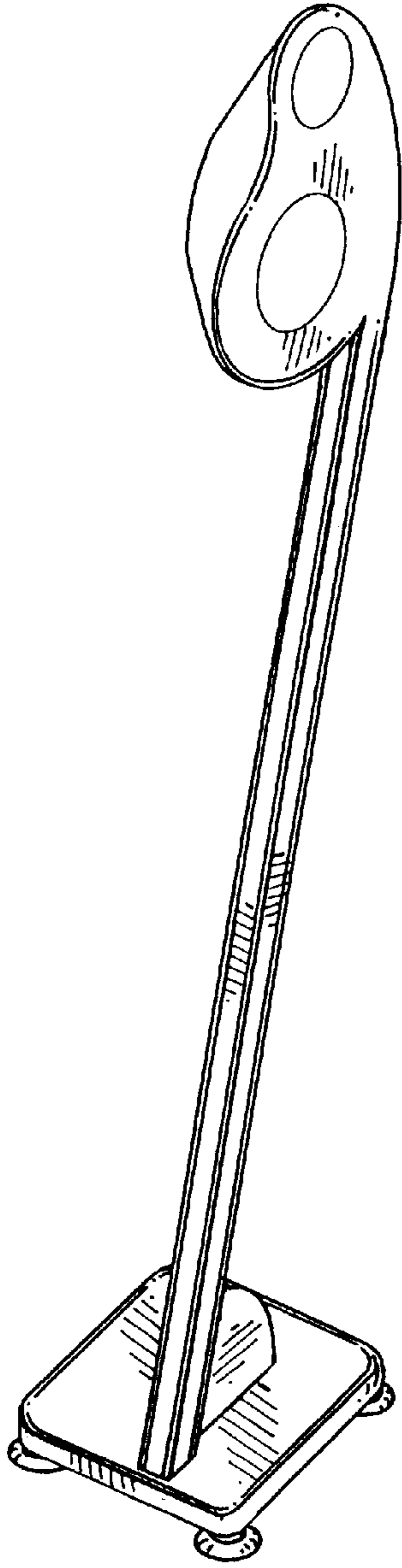


Fig. 8

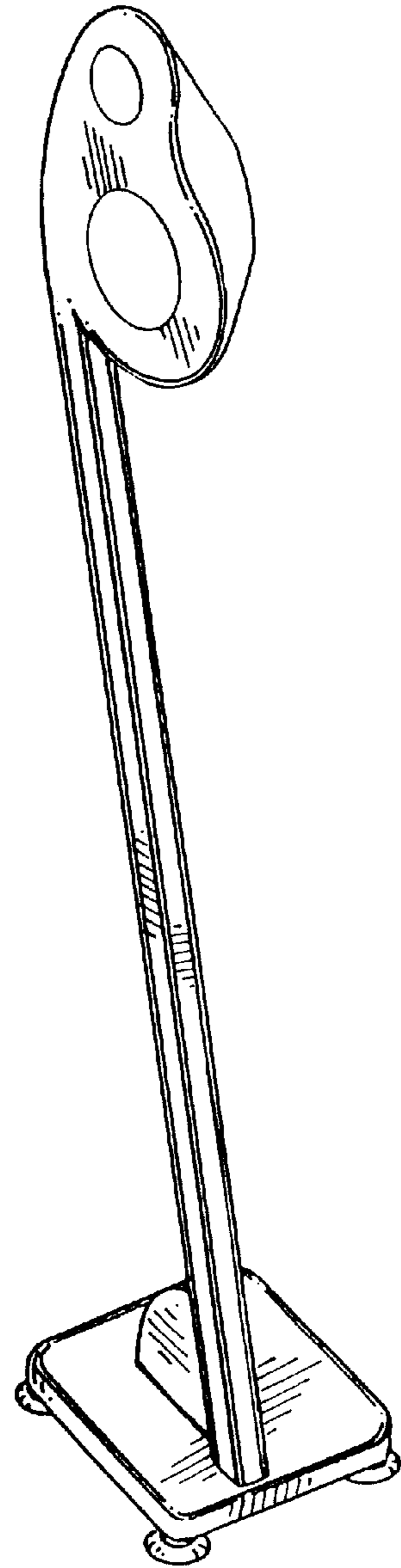


Fig. 2

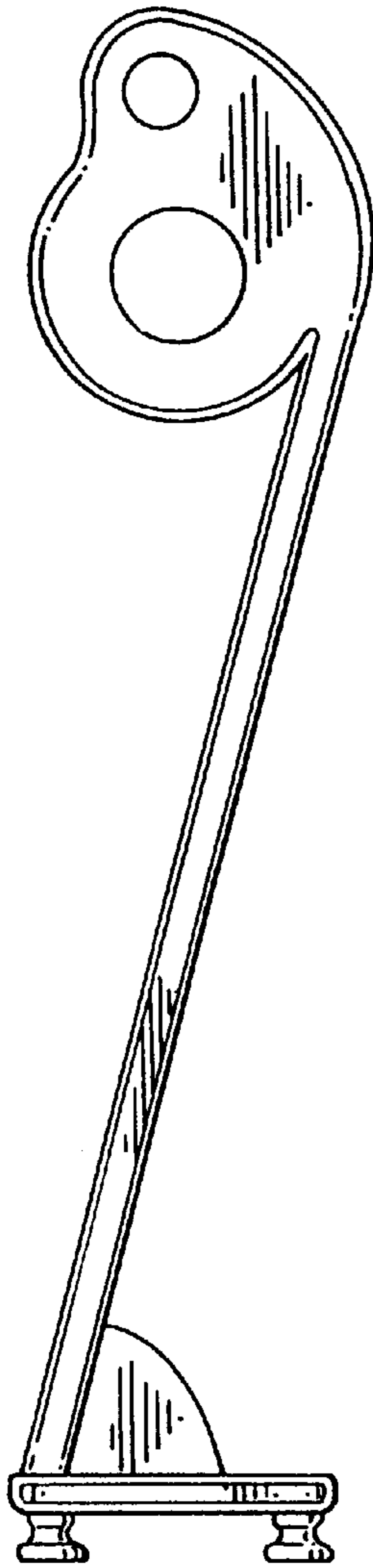


Fig. 3

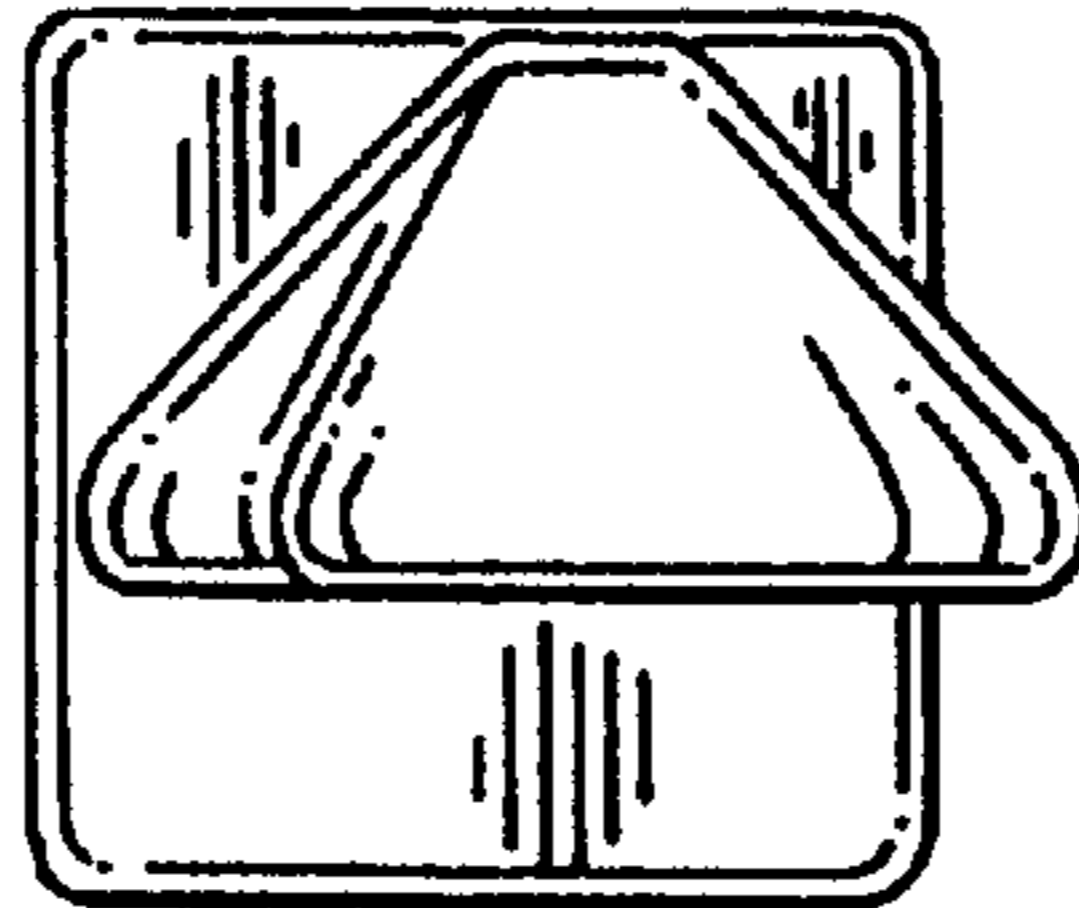


Fig. 4

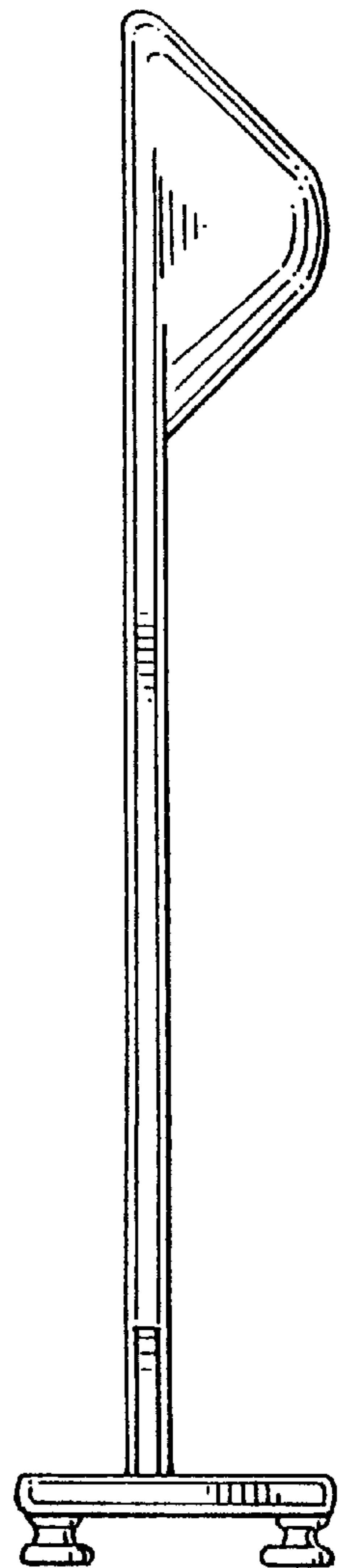


Fig. 5

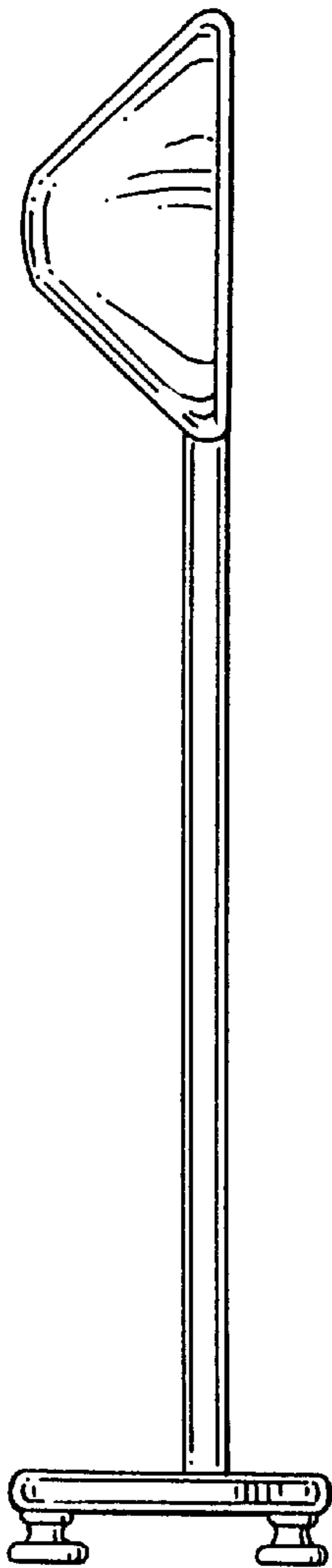


Fig. 6




Fig. 7

