



US00D417859S

United States Patent [19]

Leitner et al.

[11] Patent Number: Des. 417,859

[45] Date of Patent: ** Dec. 21, 1999

[54] VEHICLE CARGO BED EXTENDER

[75] Inventors: **Horst Leitner**, Laguna Beach;
Jonathan E. Weisel, Norco, both of Calif.

[73] Assignee: **American Moto Products, Inc.**, Laguna Hills, Calif.

[**] Term: 14 Years

[21] Appl. No.: 29/083,594

[22] Filed: Feb. 12, 1998

Related U.S. Application Data

[63] Continuation of application No. 08/924,230, Sep. 5, 1997, which is a continuation of application No. 08/651,921, May 21, 1996, Pat. No. 5,700,047.

[51] LOC (6) Cl. 12-16

[52] U.S. Cl. D12/414

[58] Field of Search D12/400, 401, D12/406, 412, 414, 98; 296/26-27, 37.6, 50, 56, 57.1; 224/402-404, 492, 496, 314, 493, 505-506, 572

[56] References Cited

U.S. PATENT DOCUMENTS

- D. 160,213 9/1950 Samuelson D12/406
- D. 291,789 9/1987 Noga D12/414 X
- D. 300,734 4/1989 Kruitbosch D12/414
- D. 326,076 5/1992 Wiese D12/406
- D. 365,323 12/1995 Napierkowski et al. D12/414
- 1,242,035 10/1917 Pierson et al. .
- 1,266,521 5/1918 Norquist .
- 1,272,620 7/1918 Carlson .
- 1,289,997 12/1918 Wyeth .
- 1,655,777 1/1928 Weidland .
- 2,621,357 12/1952 Stuman .
- 2,626,179 1/1953 Gonzalez .
- 2,720,414 10/1955 Hart .
- 2,795,363 6/1957 Turner .
- 3,902,599 9/1975 Stromberg .
- 4,023,850 5/1977 Tillery .
- 4,136,905 1/1979 Morgan .

- 4,419,794 12/1983 Horton, Jr. et al. .
- 4,470,716 9/1984 Welch .
- 4,472,639 9/1984 Bianchi .
- 4,531,773 7/1985 Smith .
- 4,596,417 6/1986 Bennett .
- 4,652,035 3/1987 Austin, Jr. .
- 4,778,213 10/1988 Palmer .
- 4,786,119 11/1988 Smuda .
- 4,824,158 4/1989 Peters et al. .

(List continued on next page.)

FOREIGN PATENT DOCUMENTS

0629098 9/1978 U.S.S.R. .

Primary Examiner—Doris V. Coles

Assistant Examiner—Stacia Sinuik

Attorney, Agent, or Firm—Knobbe, Martens, Olson & Bear, LLP

[57] CLAIM

The ornamental design for a vehicle cargo bed extender, as shown and described.

DESCRIPTION

FIG. 1 is a perspective view of vehicle cargo bed extender illustrating our new design. The vehicle is shown in phantom for illustration purposes only and forms no part of the claimed design;

FIG. 2 is an enlarged top plan view of the extender of FIG. 1;

FIG. 3 is an enlarged front elevational view of the extender of FIG. 1;

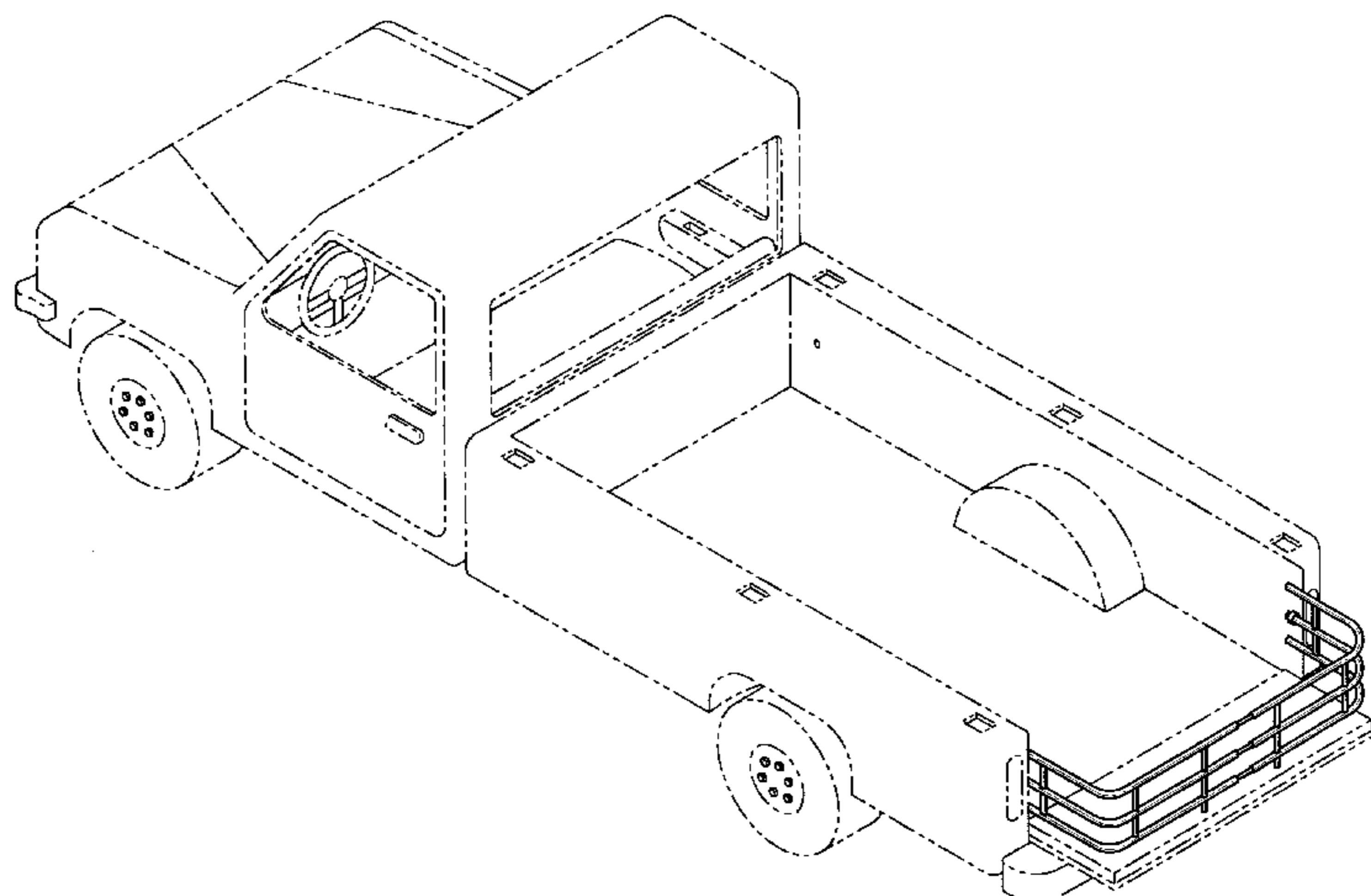
FIG. 4 is an enlarged right elevational view of the extender of FIG. 1. The left elevational view is a mirror image of the right elevational view;

FIG. 5 is an enlarged rear elevational view of the extender of FIG. 1; and,

FIG. 6 is an enlarged bottom plan view of the extender of FIG. 1.

The broken line showing of environment in FIGS. 2-6 is for illustrative purposes only and forms no part of the claimed design.

1 Claim, 3 Drawing Sheets



U.S. PATENT DOCUMENTS

4,830,242	5/1989	Painter .	5,622,296	4/1997	Pirhonen et al. .	
5,024,409	6/1991	Bohnen .	5,658,033	8/1997	Delaune .	
5,083,829	1/1992	Fonseca .	5,700,047	12/1997	Leitner et al.	296/26
5,114,203	5/1992	Carnes .	5,730,342	3/1998	Tien .	
5,123,691	6/1992	Ginn .	5,752,800	5/1998	Brincks et al. .	
5,147,103	9/1992	Ducote .	5,755,480	5/1998	Bryan .	
5,154,470	10/1992	Bringman, Jr. .	5,765,892	6/1998	Covington .	
5,201,562	4/1993	Dorsey .	5,775,759	7/1998	Cummins .	
5,253,913	10/1993	Metivier .	5,806,907	9/1998	Martinus et al. .	
5,468,038	11/1995	Sauri .	5,820,188	10/1998	Nash .	
			5,857,724	1/1999	Jarman .	

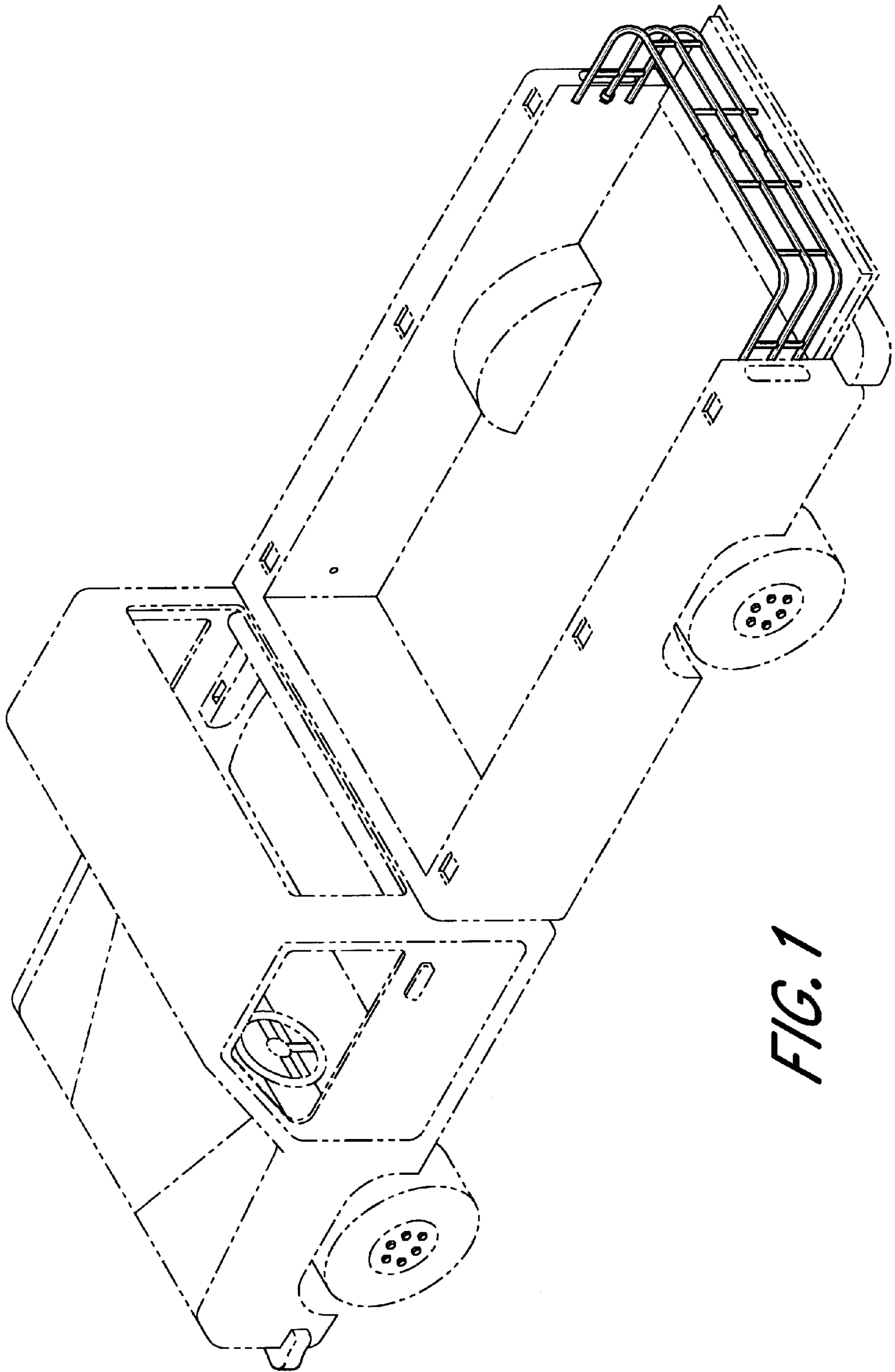


FIG. 1




FIG. 2

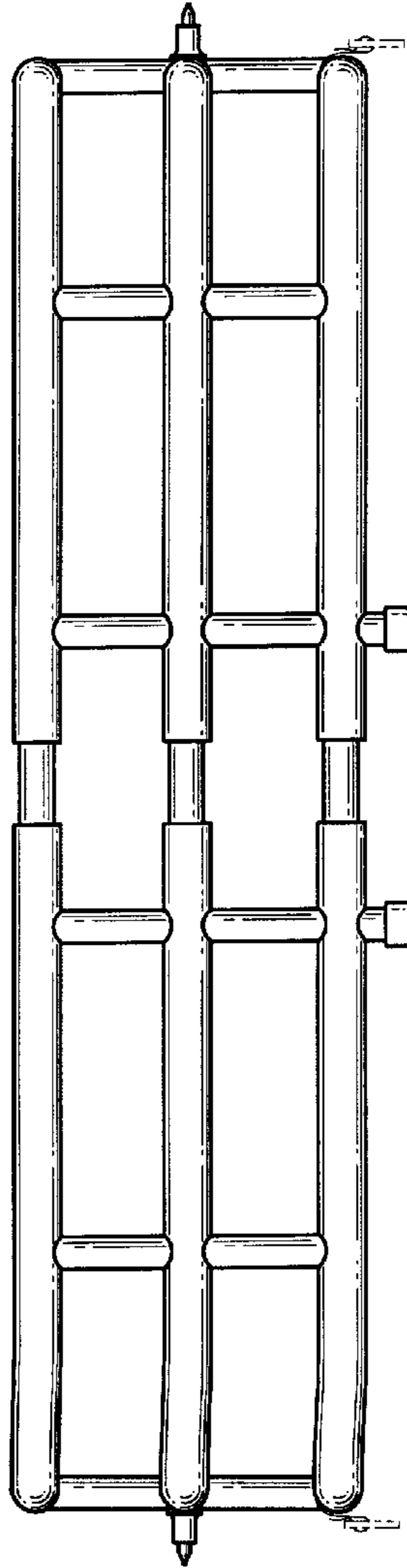


FIG. 3

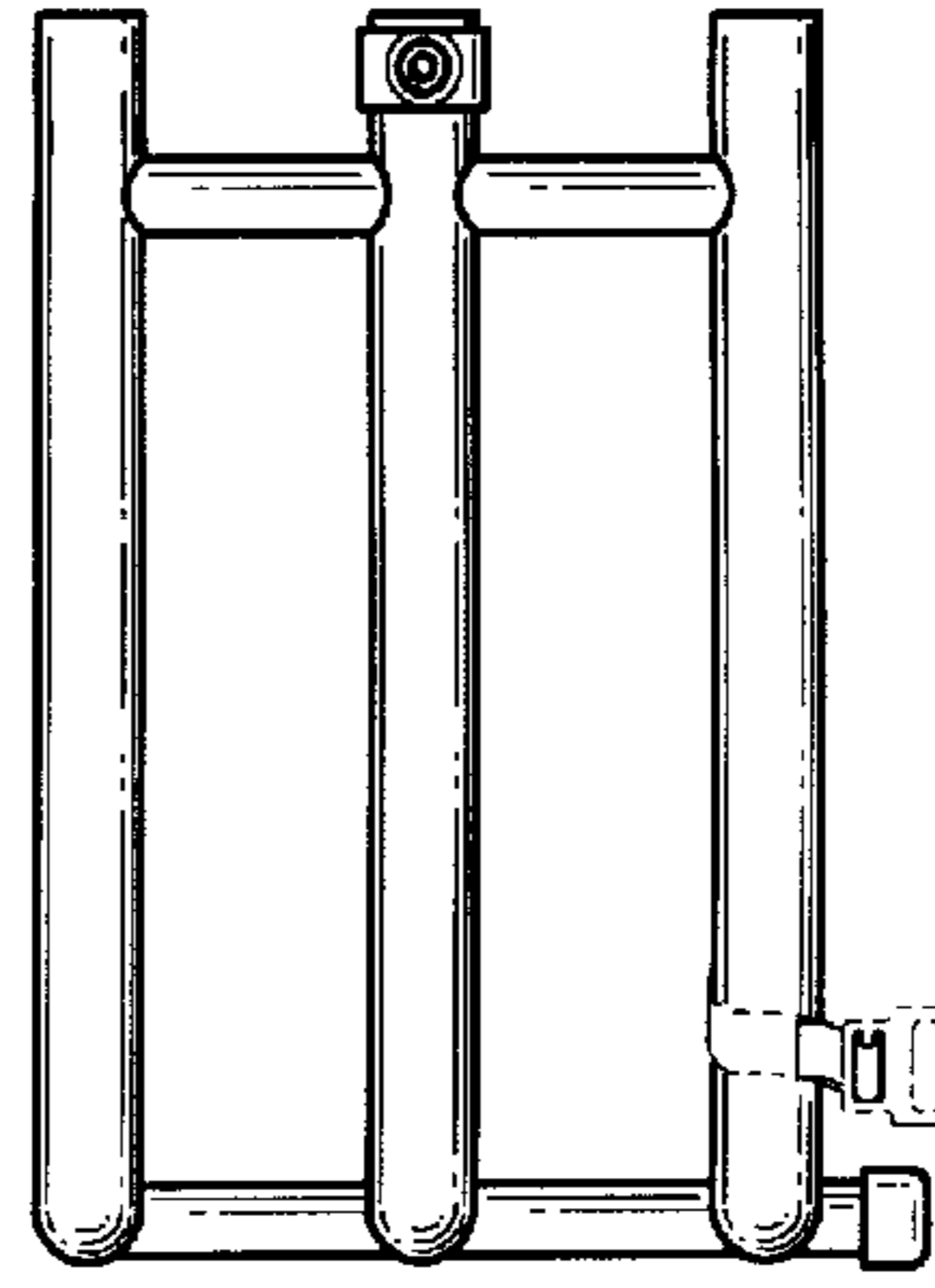


FIG. 4

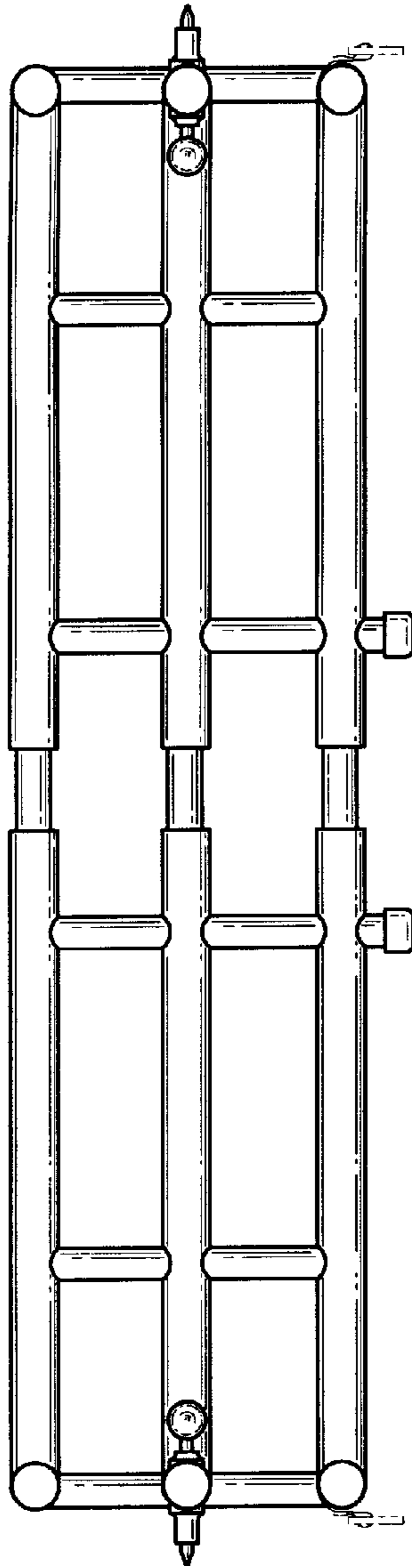


FIG. 5

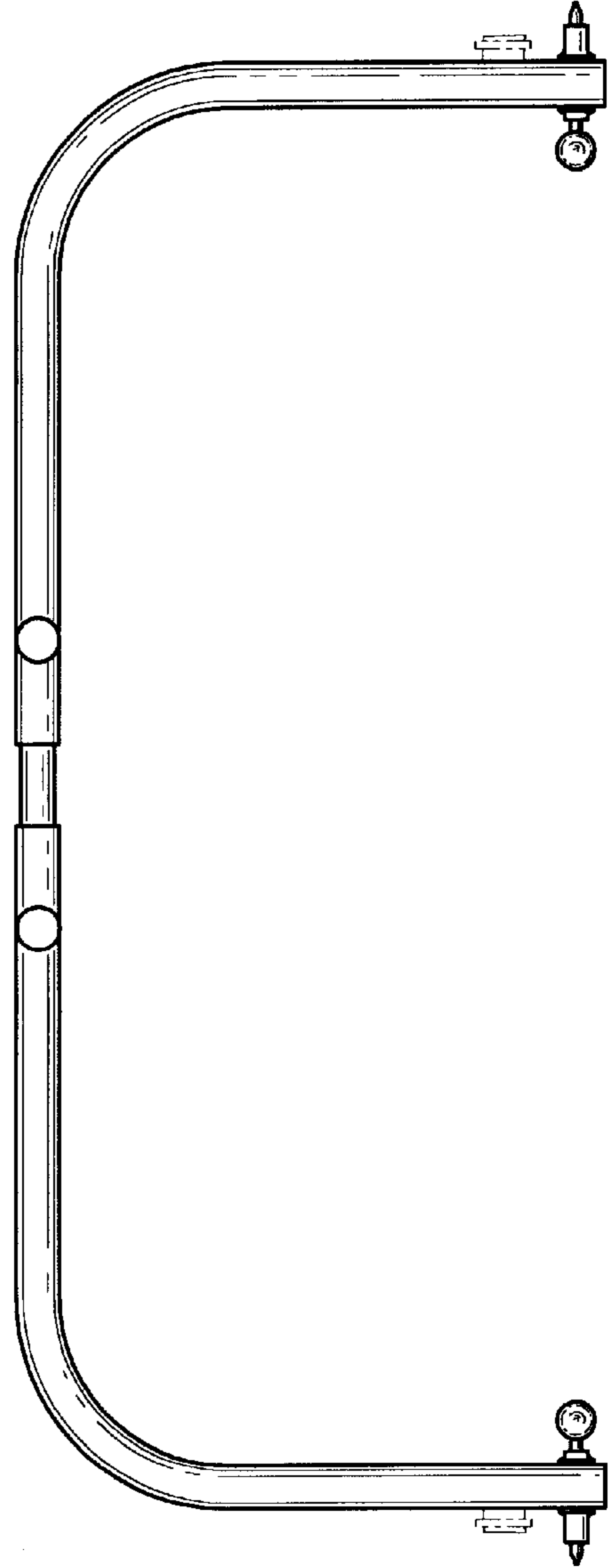


FIG. 6