



US00D417837S

United States Patent [19]

Nakamura

[11] Patent Number: Des. 417,837

[45] Date of Patent: ** Dec. 21, 1999

[54] BAND

[75] Inventor: Toshinobu Nakamura, Tokyo, Japan

[73] Assignee: Shinagawa Shoko Co., Ltd., Tokyo, Japan

[**] Term: 14 Years

[21] Appl. No.: 29/085,370

[22] Filed: Feb. 2, 1998

[51] LOC (6) Cl. 08-08

[52] U.S. Cl. D8/395; D8/1; D8/396; D9/434

[58] Field of Search D8/395, 396, 1; 24/498, 499, 578, 543, 30.5 R, 30.5 P; 248/74.2, 68.1; 47/42, 44; D9/434

[56] References Cited

U.S. PATENT DOCUMENTS

- D. 389,052 1/1998 Yamamoto D8/396
- D. 400,782 11/1998 Nakamura D8/395

- 3,494,072 2/1970 Olson .
- 3,805,340 4/1974 Bush et al. 47/44
- 4,609,171 9/1986 Matsui 248/74.2
- 4,958,791 9/1990 Nakamura 248/68.1
- 5,109,576 5/1992 Teekell et al. 24/30.5 R

Primary Examiner—B. J. Bullock
Attorney, Agent, or Firm—Banner & Witcoff, Ltd.

[57] CLAIM

The ornamental design for a band, as shown and described.

DESCRIPTION

FIG. 1 is a perspective front view of a band embodying the present design.
 FIG. 2 is a perspective rear view thereof.
 FIG. 3 is a front view thereof.
 FIG. 4 is a rear view thereof.
 FIG. 5 is a top plan view thereof.
 FIG. 6 is a bottom view thereof.
 FIG. 7 is a left side view thereof.
 FIG. 8 is a right side view thereof; and,
 FIG. 9 is a closed front view thereof in use.

1 Claim, 2 Drawing Sheets





FIG. 1

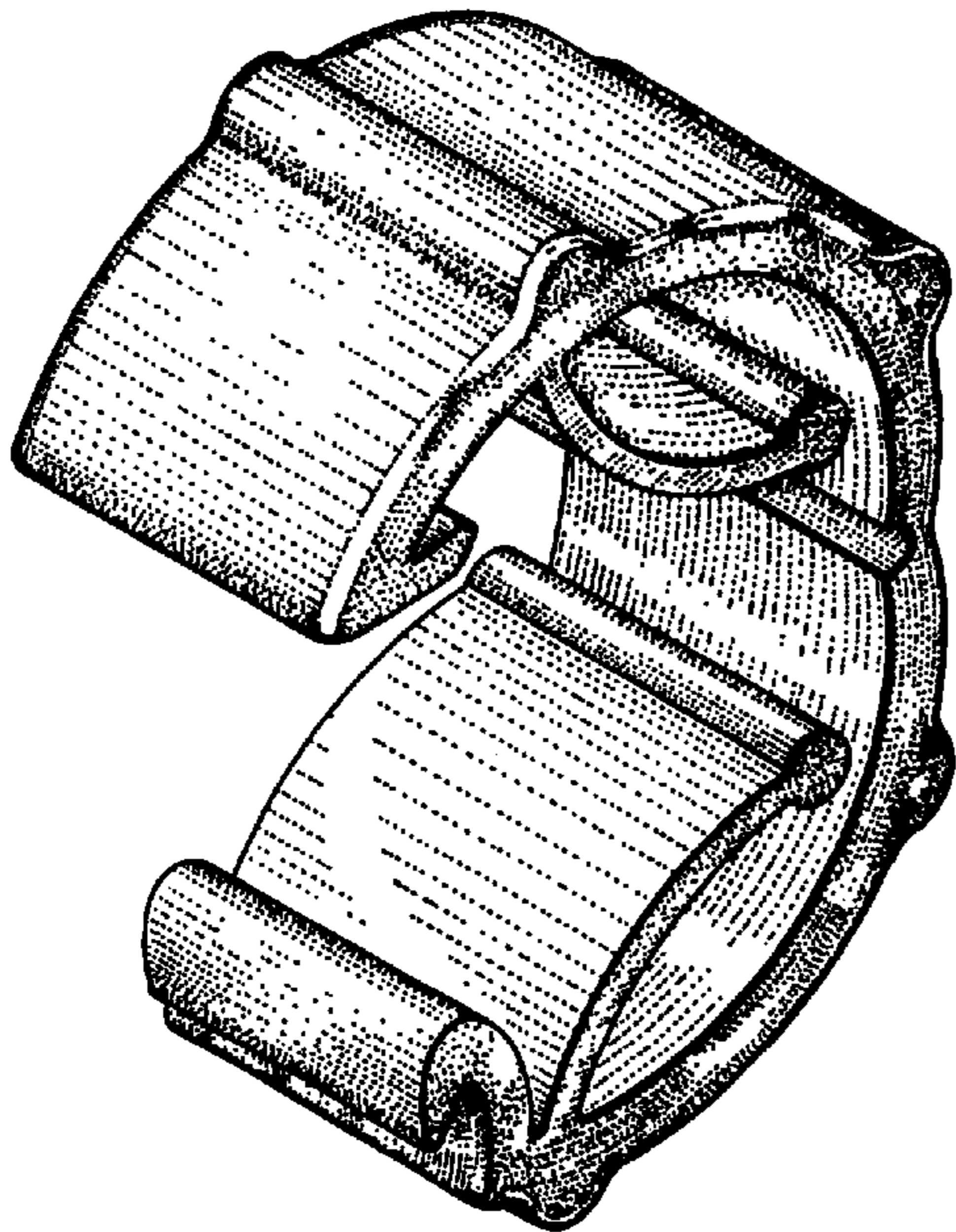


FIG. 2




FIG. 3

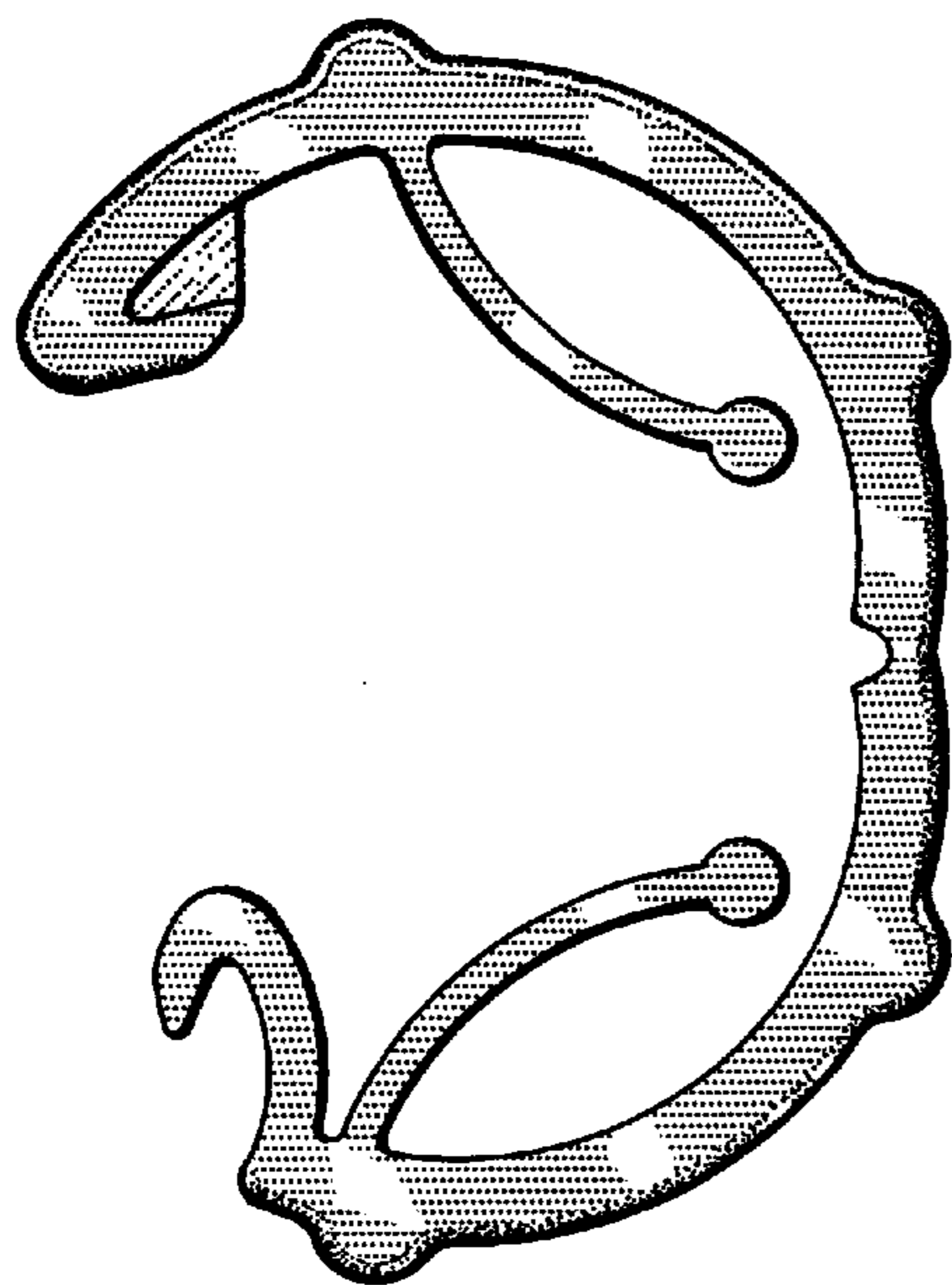


FIG. 4

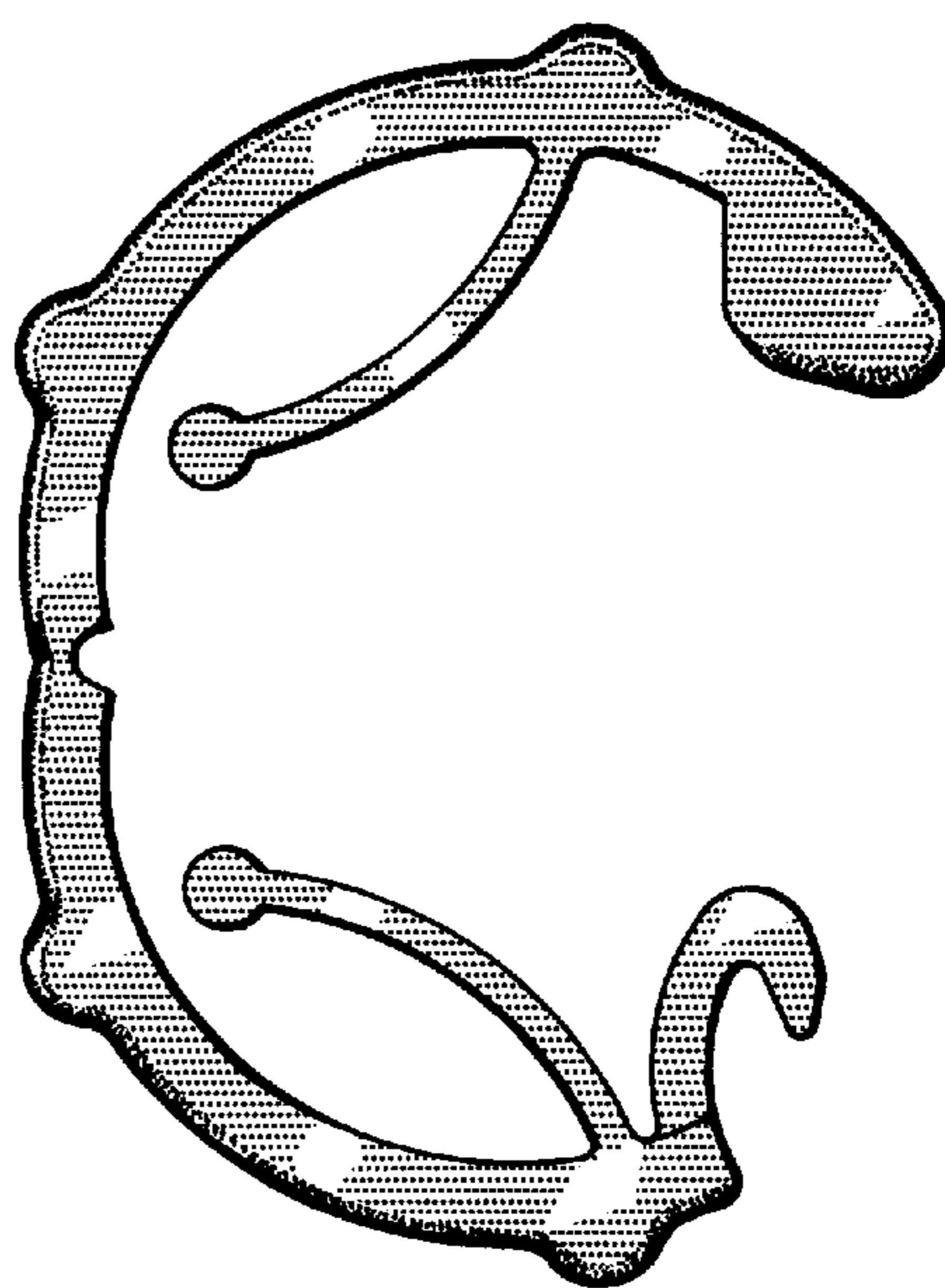


FIG. 5




FIG. 6




FIG. 7




FIG. 8




FIG. 9

