



US00D417794S

United States Patent [19]
Schmidt-Bandelow

[11] **Patent Number: Des. 417,794**

[45] **Date of Patent: ** Dec. 21, 1999**

[54] **SEAT**

D. 403,522 1/1999 Wilson D6/379

[75] Inventor: **Wolf Schmidt-Bandelow**, Mosbach, Germany

Primary Examiner—Gary D. Watson
Attorney, Agent, or Firm—Wm. Randall May

[73] Assignee: **Loewenstein, Inc.**, Pompano Beach, Fla.

[57] **CLAIM**

The ornamental design for a seat, as shown and described.

[**] Term: **14 Years**

DESCRIPTION

[21] Appl. No.: **29/085,101**

FIG. 1 is a perspective view of a seat showing my new design in the form of a chair.

[22] Filed: **Mar. 16, 1998**

FIG. 2 is a front elevational view of the embodiment of FIG. 1.

[51] **LOC (6) Cl.** **06-01**

FIG. 3 is a side elevational view of the embodiment of FIG. 1, the opposite side being a mirror image thereof.

[52] **U.S. Cl.** **D6/375; D6/360**

FIG. 4 is rear elevational view of the embodiment of FIG. 1.

[58] **Field of Search** D6/334, 360, 374, D6/375, 379, 500, 501, 502; 297/446.1, 423.1, 423.4

FIG. 5 is a top plan view of the embodiment of FIG. 1.

FIG. 6 is a bottom plan view of the embodiment of FIG. 1; and,


[56] **References Cited**

FIG. 7 is a perspective view of a seat showing a second embodiment of my new design in the form of a bar stool. The opposite side is a mirror image of the side shown. Any portion of the bar stool which has not been shown or described forms no part of the claimed design.

U.S. PATENT DOCUMENTS

D. 313,897	1/1991	Crinion	D6/370
D. 357,592	4/1995	Kellen	D6/360
D. 362,557	9/1995	Escalona	D6/375
D. 368,379	4/1996	Muller	D6/360
D. 396,961	8/1998	Donnelly	D6/334

1 Claim, 4 Drawing Sheets






FIG. 1

FIG. 2




FIG. 3

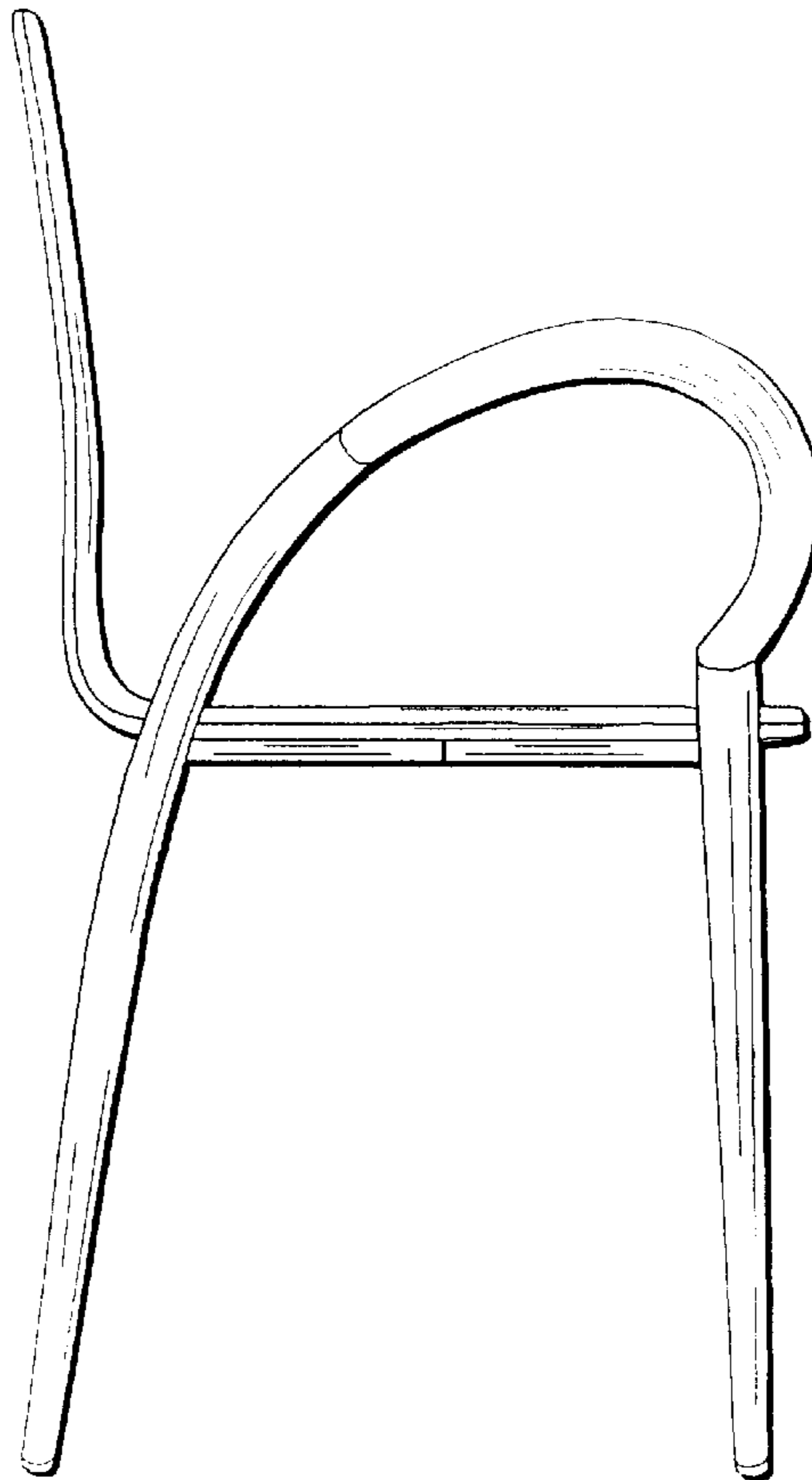


FIG. 4





FIG. 5

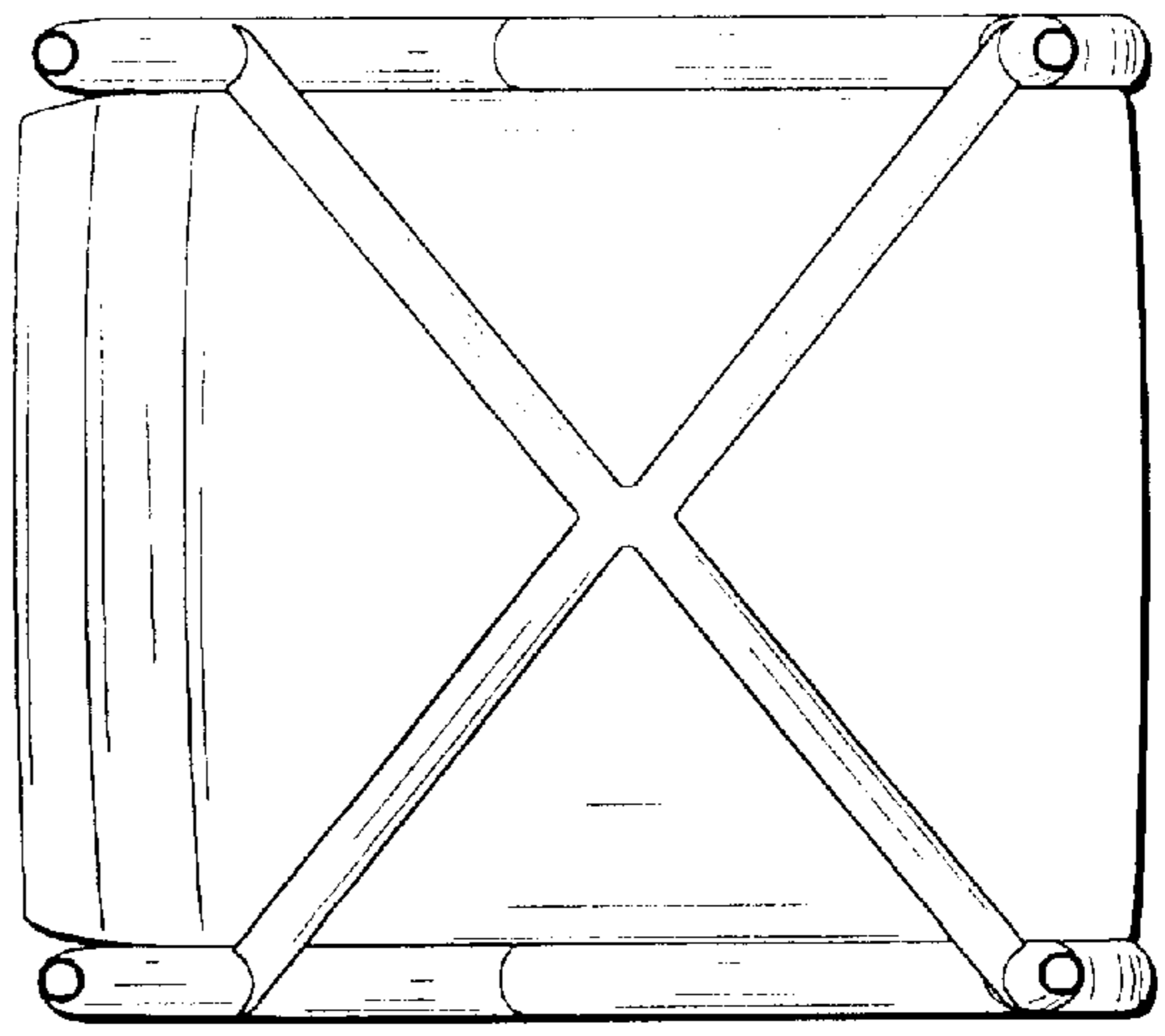


FIG. 6




FIG. 7