



US00D417793S

# United States Patent [19]

Ritch et al.

[11] Patent Number: Des. 417,793

[45] Date of Patent: \*\* Dec. 21, 1999

[54] CHAIR

[75] Inventors: **David J. Ritch**, Malibu; **Mark B. Saffell**, Manhattan Beach, both of Calif.

[73] Assignee: **Haworth, Inc.**, Holland, Mich.

[\*\*] Term: **14 Years**

[21] Appl. No.: **29/097,661**

[22] Filed: **Dec. 11, 1998**

D. 368,172	3/1996	Locher .....	D6/366
D. 368,380	4/1996	Olson et al. ....	D6/366
D. 381,525	7/1997	James .....	D6/366
D. 383,322	9/1997	Dammermann et al. ....	D6/366
D. 390,712	2/1998	Koepke et al. ....	D6/366
D. 391,089	2/1998	Chu .....	D6/366
D. 393,755	4/1998	Nemeth, Jr. ....	D6/366
D. 398,163	9/1998	Desanta .....	D6/366
4,961,610	10/1990	Reeder et al. ....	297/411.36
5,382,079	1/1995	Wilson et al. ....	297/411.36
5,647,638	7/1997	Ritt et al. ....	297/411.36
5,667,277	9/1997	Van De Riet .....	297/411.36
5,795,026	8/1998	Dral et al. ....	297/411.36

### Related U.S. Application Data

[62] Division of application No. 29/070,126, Apr. 30, 1997, Pat. No. Des. 407,576.

[51] LOC (6) Cl. .... **06-01**

[52] U.S. Cl. .... **D6/366**

[58] Field of Search ..... D6/334, 364, 365, D6/366, 367, 379, 500, 501, 502; 297/411.2, 411.36

Primary Examiner—Gary D. Watson  
Attorney, Agent, or Firm—Flynn, Thiel, Boutell & Tanis, P.C.

### [57] CLAIM

The ornamental design for a chair, as shown and described.

### DESCRIPTION

FIG. 1 is a perspective view of a first embodiment of a chair embodying our design;  
FIG. 2 is a front elevational view thereof;  
FIG. 3 is a top view thereof;  
FIG. 4 is a left side elevational view thereof, the right side elevational view being a mirror image thereof; and  
FIG. 5 is a rear elevational view thereof.  
FIG. 6 is a perspective view of a second embodiment of a chair embodying our design;  
FIG. 7 is a front elevational view thereof;  
FIG. 8 is a top view thereof;  
FIG. 9 is a left side elevational view thereof, the right side elevational view being a mirror image thereof; and,  
FIG. 10 is a rear elevational view thereof.

### [56] References Cited

#### U.S. PATENT DOCUMENTS

D. 228,717	10/1973	Kramer .....	D6/501
D. 252,781	9/1979	Ball .....	D6/366
D. 254,105	2/1980	Hosoe .....	D6/366
D. 267,990	2/1983	Buhk et al. ....	D6/366
D. 277,143	1/1985	Helmholdt .....	D6/366
D. 288,872	3/1987	Schultz .....	D6/366
D. 296,394	6/1988	Chadwick et al. ....	D6/366
D. 306,531	3/1990	Snodgrass .....	D6/366
D. 326,783	6/1992	Piretti .....	D6/366
D. 330,808	11/1992	Citterio .....	D6/366
D. 345,060	3/1994	Duncan .....	D6/366
D. 355,303	2/1995	Scheper et al. ....	D6/366
D. 358,944	6/1995	Citterio .....	D6/366

**1 Claim, 10 Drawing Sheets**





FIG. 1

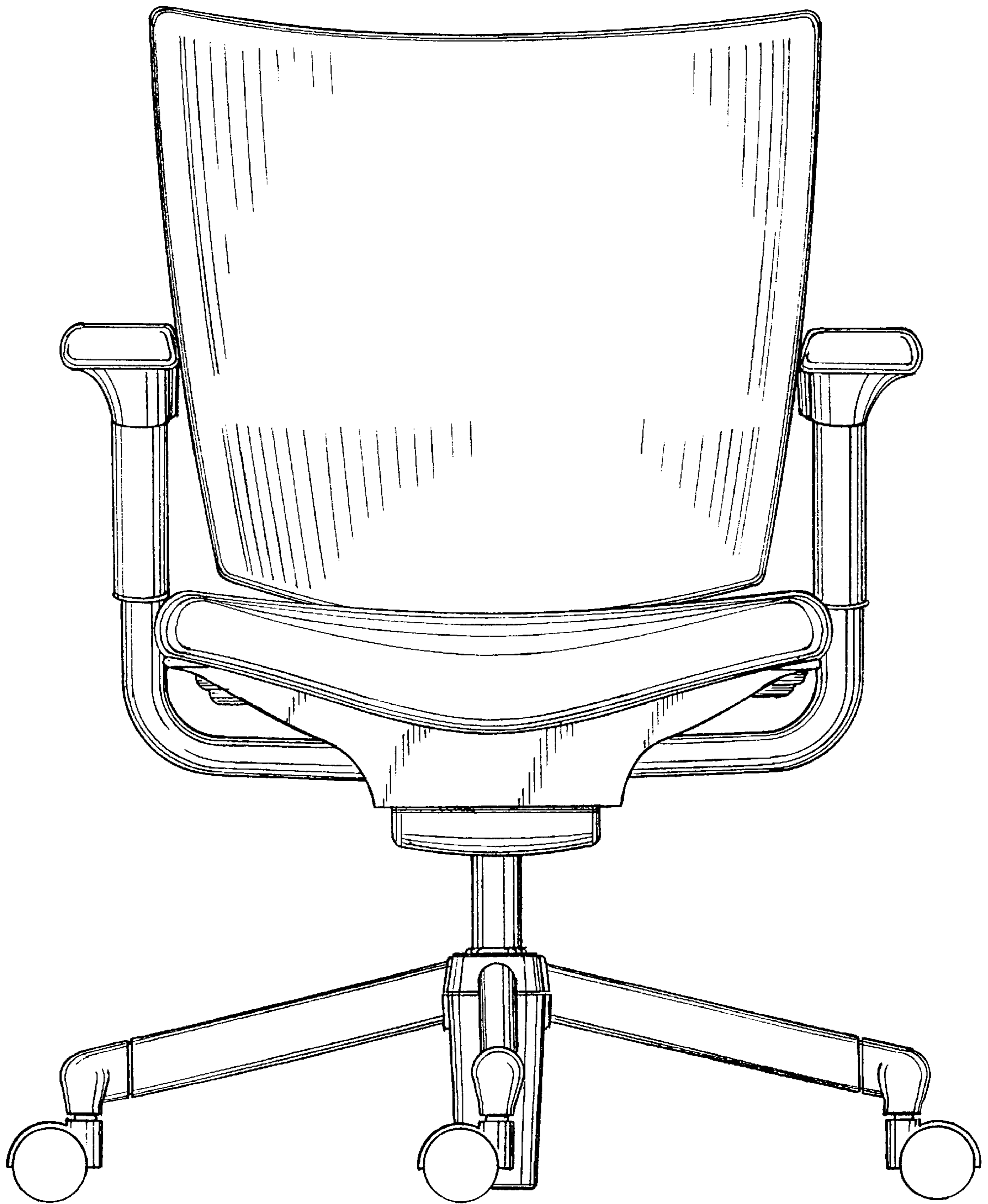


FIG. 2




FIG.3

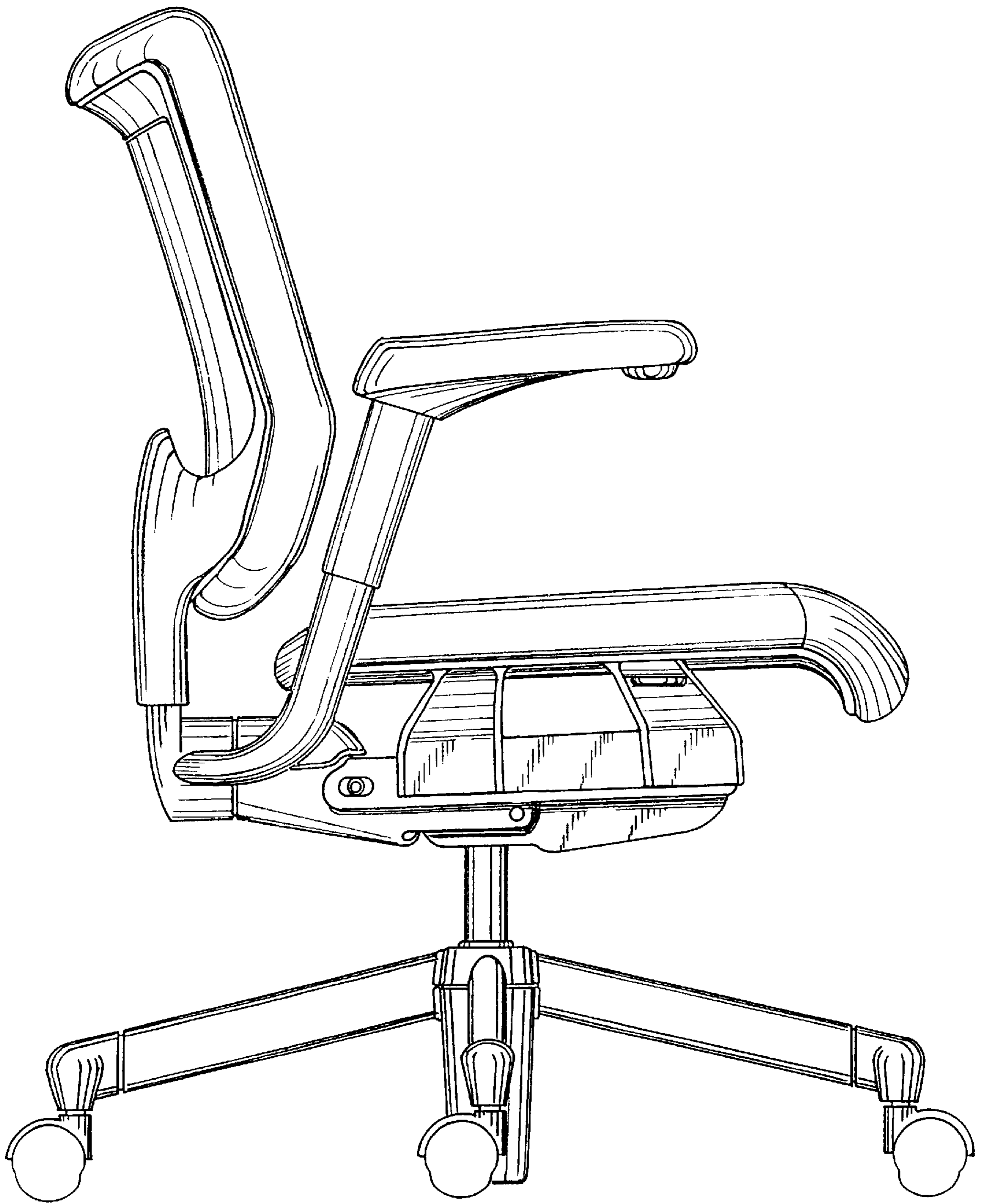


FIG. 4

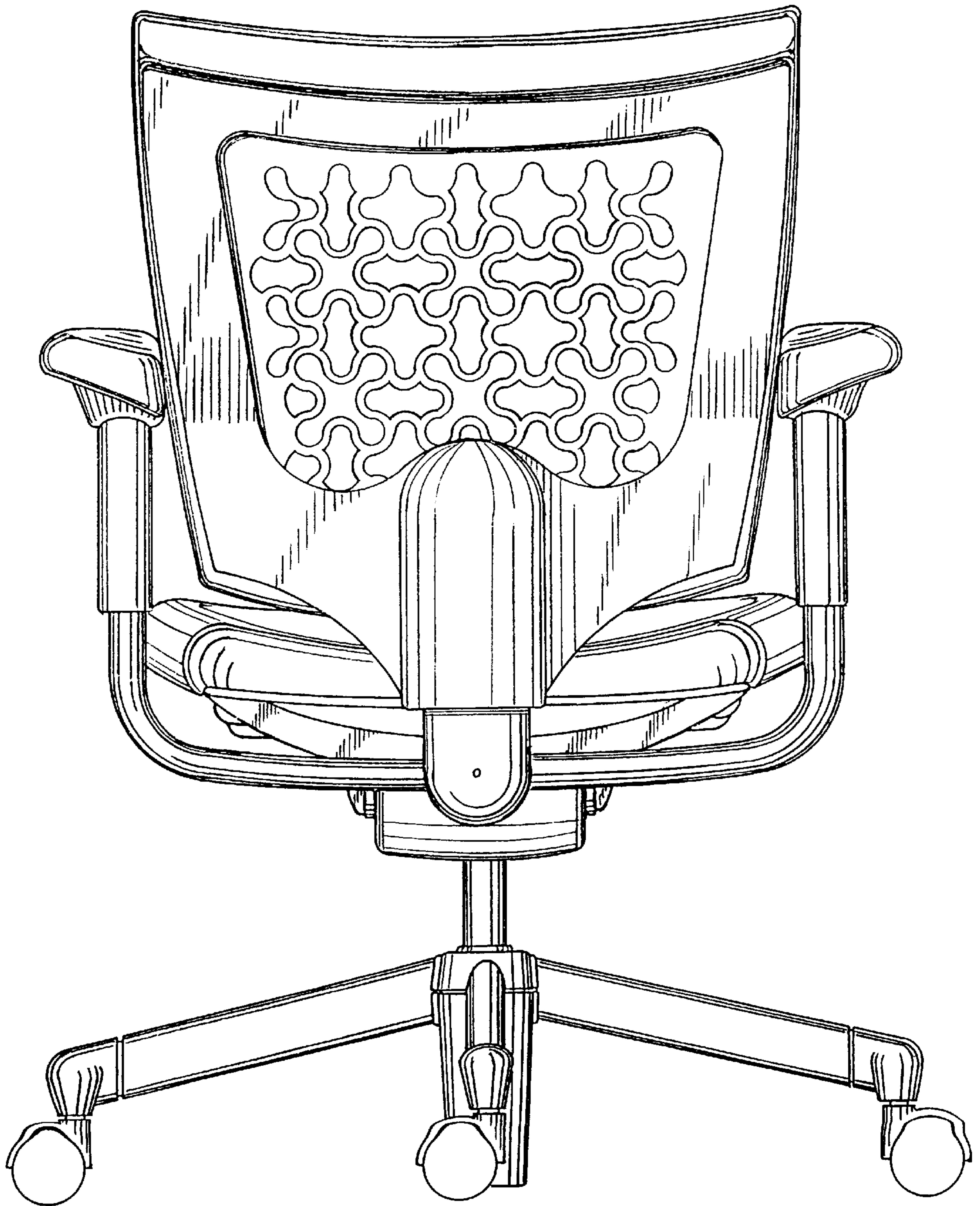


FIG. 5

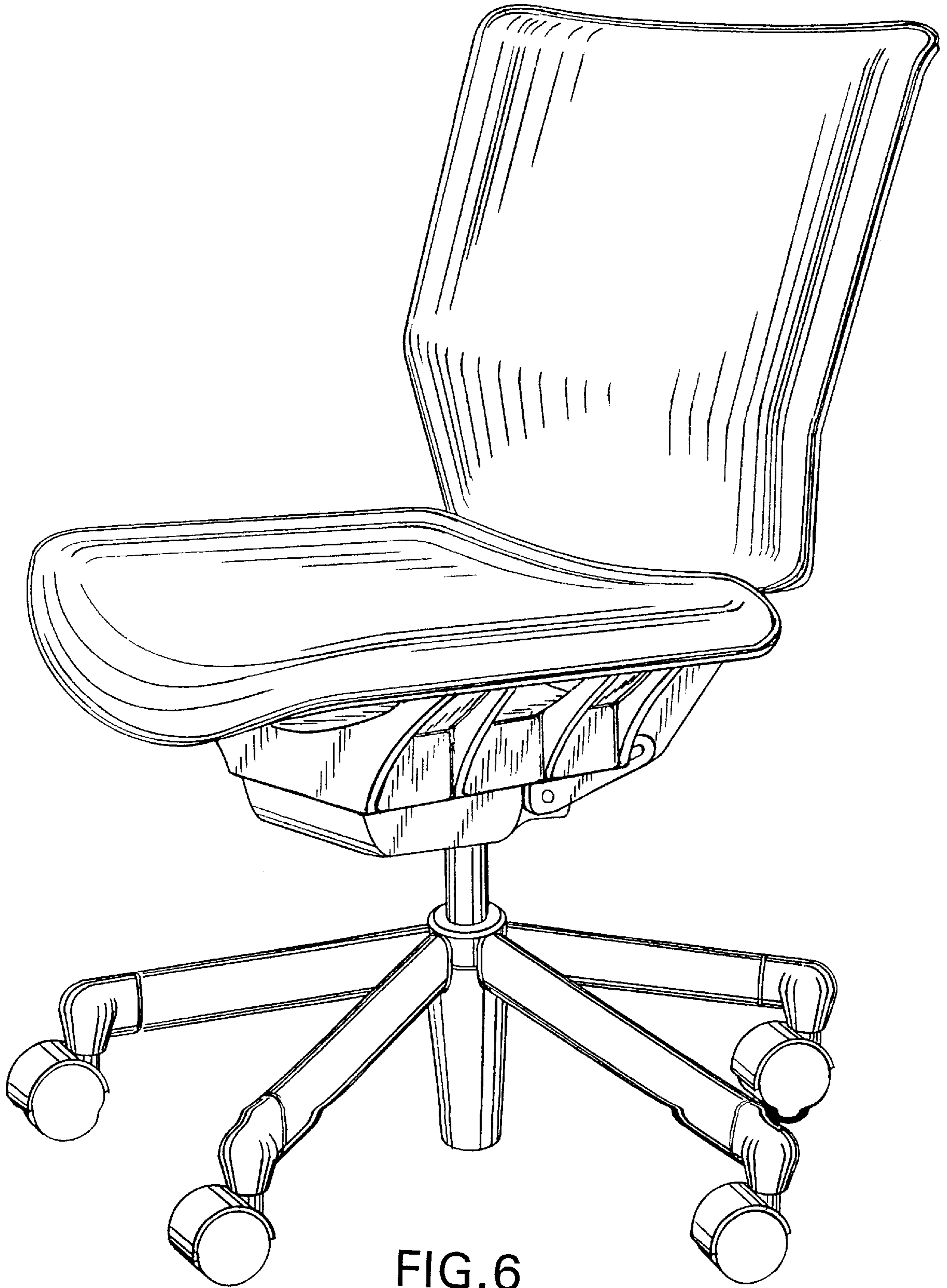


FIG. 6

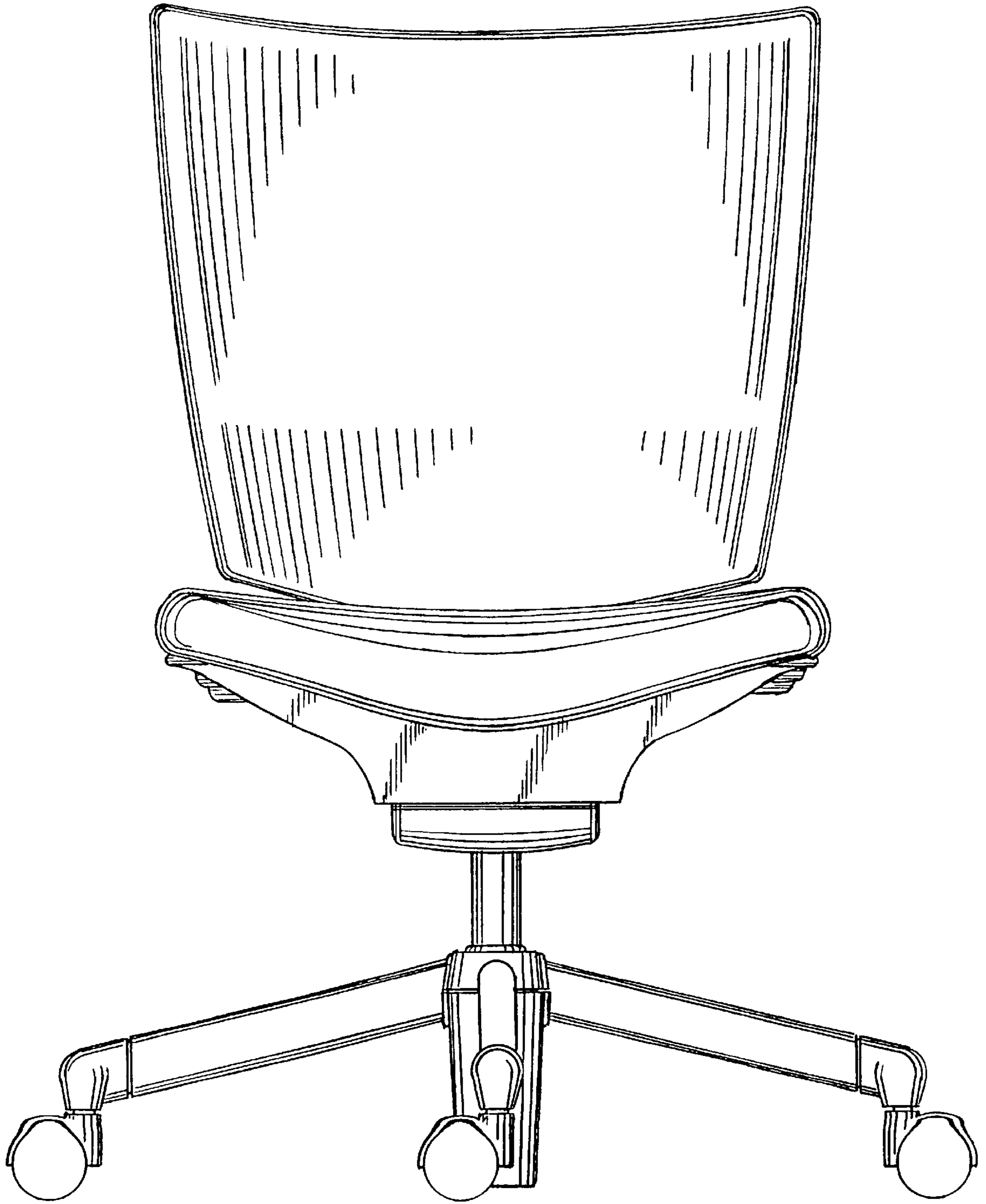


FIG. 7






FIG.8

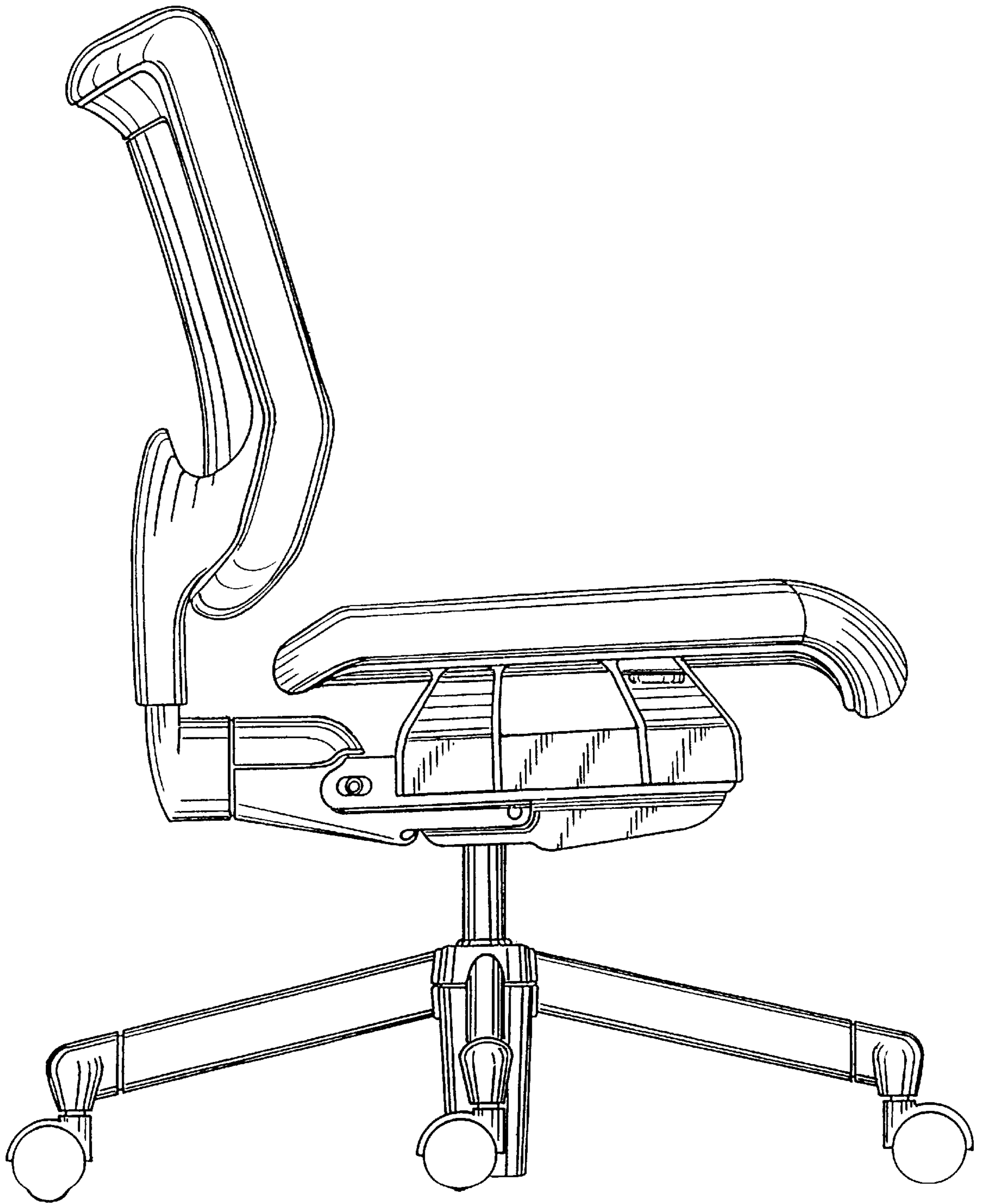


FIG. 9

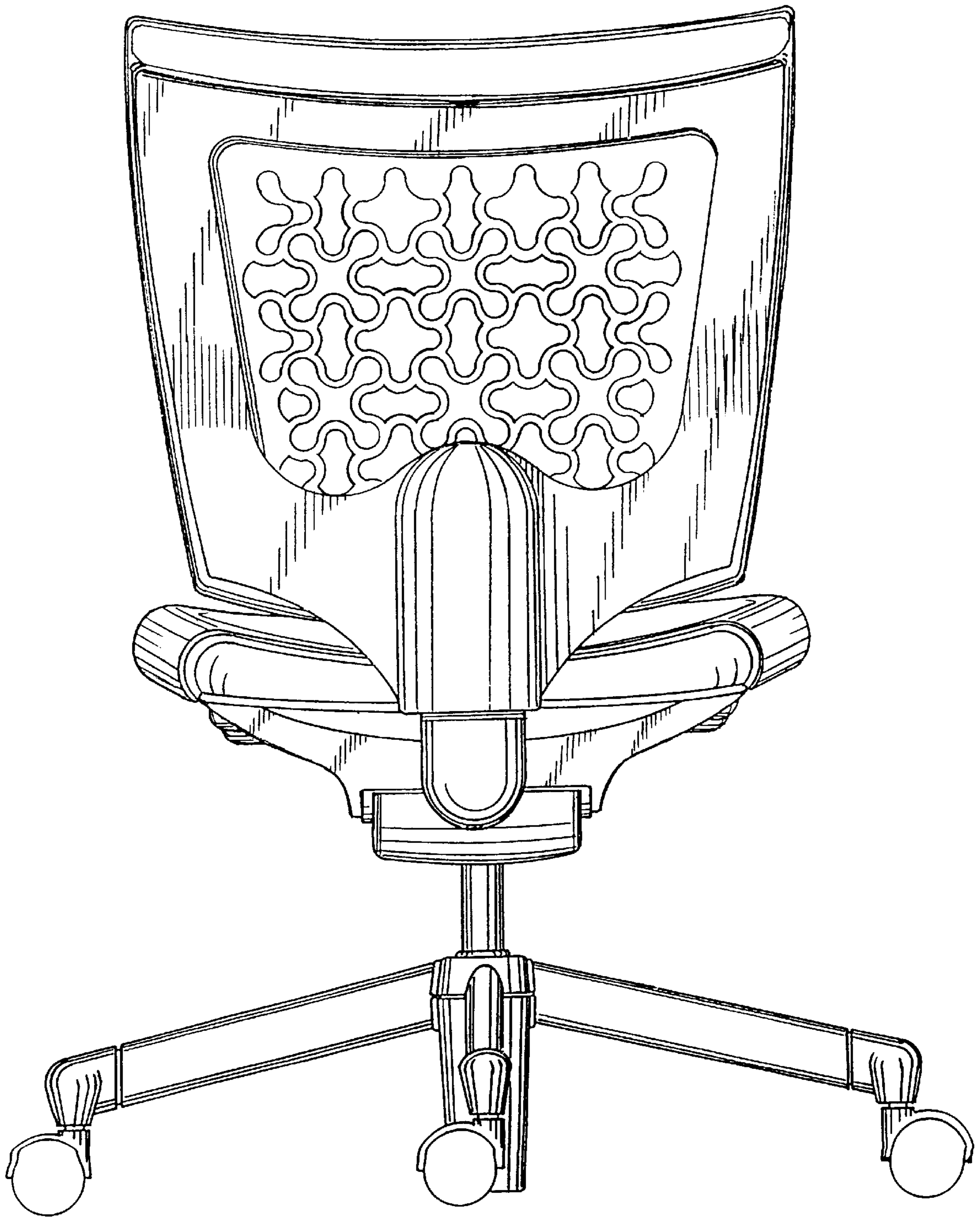


FIG. 10