



US00D417783S

United States Patent [19]
Wolf

[11] **Patent Number: Des. 417,783**

[45] **Date of Patent: ** Dec. 21, 1999**

[54] **MULTI-DRAWER JEWELRY BOX**

[76] Inventor: **Simon Wolf**, 23440 Moon Shadows Dr., Malibu, Calif. 90265

[**] Term: **14 Years**

[21] Appl. No.: **29/098,953**

[22] Filed: **Jan. 7, 1999**

[51] **LOC (6) Cl. 03-01**

[52] **U.S. Cl. D3/297; D3/291; D3/275; D3/276; D3/901; D3/903**

[58] **Field of Search D2/272, 273, 274, D2/275, 276, 281, 282, 291, 294, 295, 296, 297, 901, 903; 312/201, 324, 300, 226; 190/109, 111, 113, 115; 206/581**

[56] **References Cited**

U.S. PATENT DOCUMENTS

D. 209,438	11/1967	Rothman	D3/296
D. 261,825	11/1981	Benson et al.	D3/275
D. 267,153	12/1982	Lebowitz	D3/297
D. 325,123	4/1992	Tiramani	D3/275
D. 328,817	8/1992	Holland	D3/903

D. 341,715	11/1993	Ancona et al.	D3/275
D. 358,708	5/1995	Ko	D3/275
D. 361,430	8/1995	Mohundro	D3/297
3,392,868	7/1968	Pfrommer	312/201
4,239,308	12/1980	Bradley	312/201

Primary Examiner—Philip S. Hyder
Attorney, Agent, or Firm—Cislo & Thomas LLP

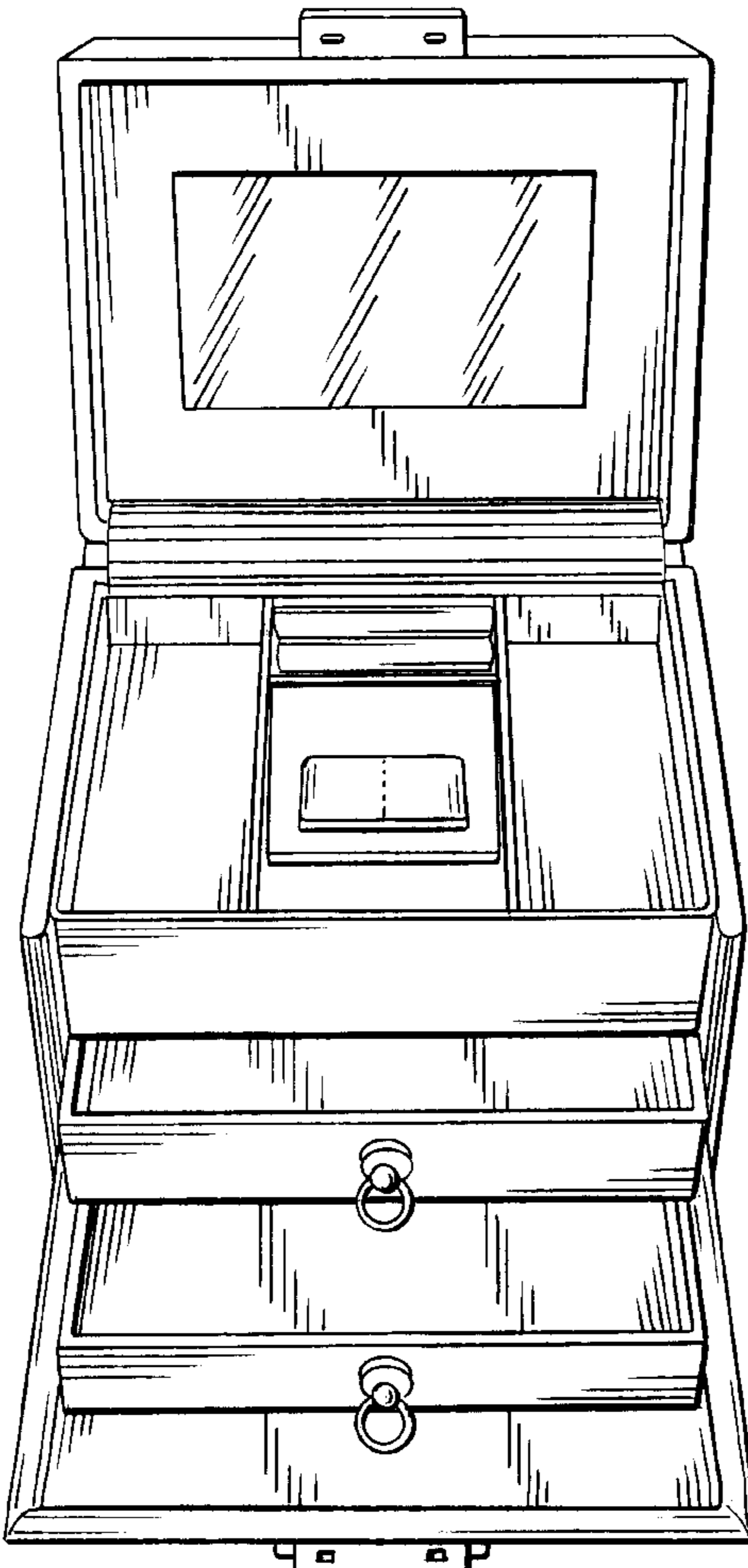
[57] **CLAIM**

The ornamental design for a multi-drawer jewelry box, as shown and described.

DESCRIPTION

FIG. 1 is a perspective view of my multi-drawer jewelry box;
FIG. 2 is a perspective view of my multi-drawer jewelry box shown in the closed position;
FIG. 3 is a front view thereof;
FIG. 4 is a back view thereof;
FIG. 5 is a right side elevational view thereof with the left side elevational view being a mirror thereof;
FIG. 6 is a top view thereof; and,
FIG. 7 is a bottom view thereof.

1 Claim, 4 Drawing Sheets



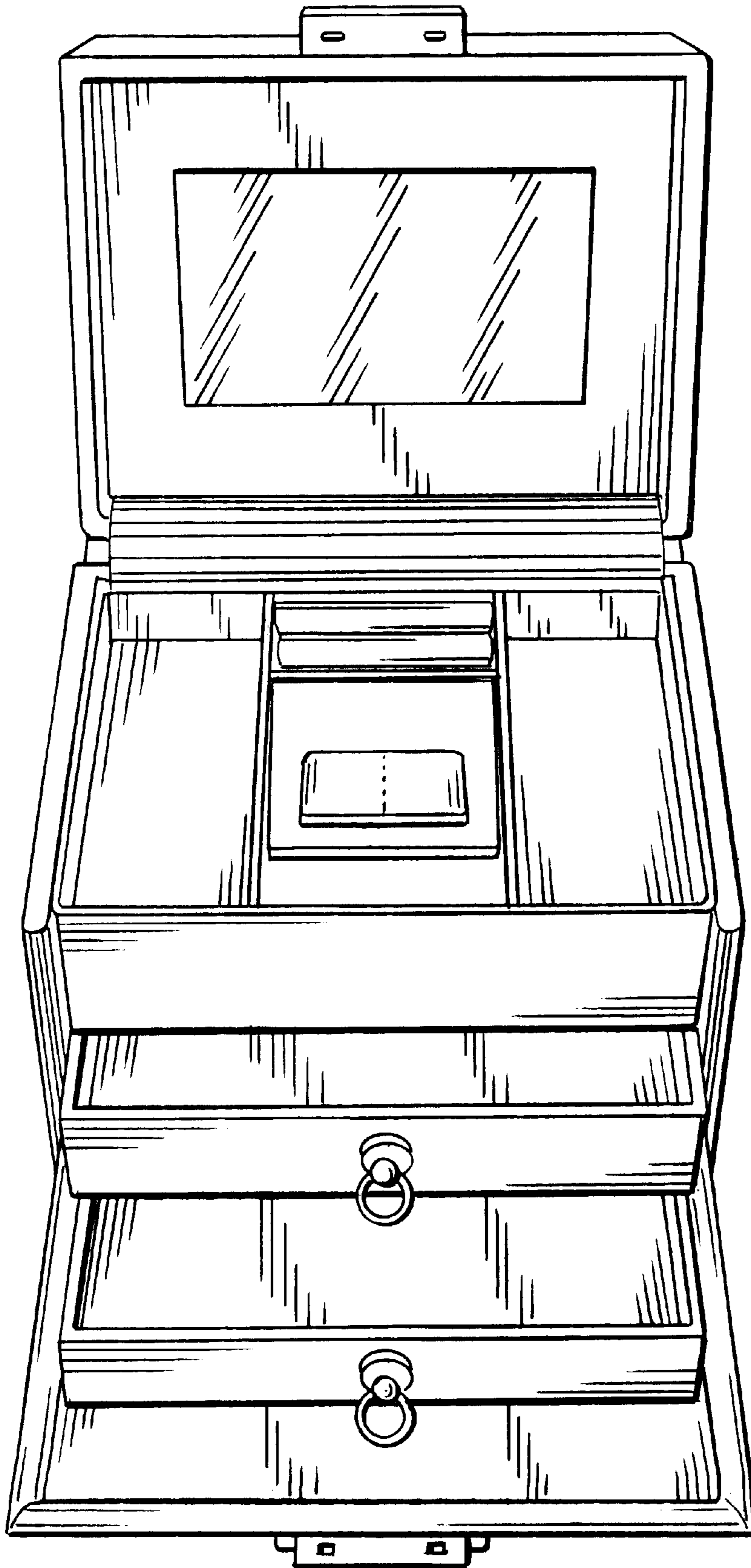


FIG. 1

FIG. 2

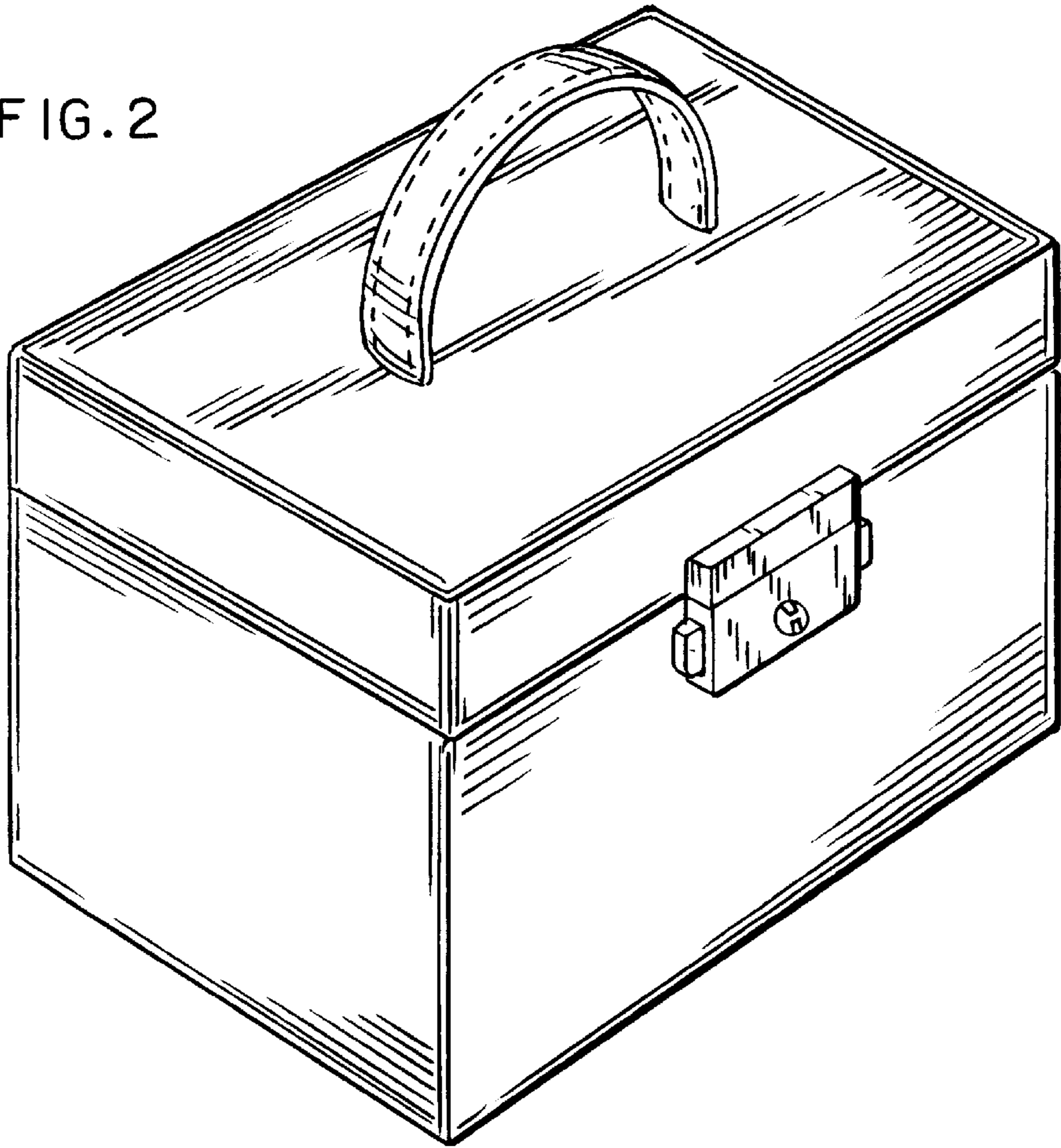


FIG. 3






FIG. 4




FIG. 5

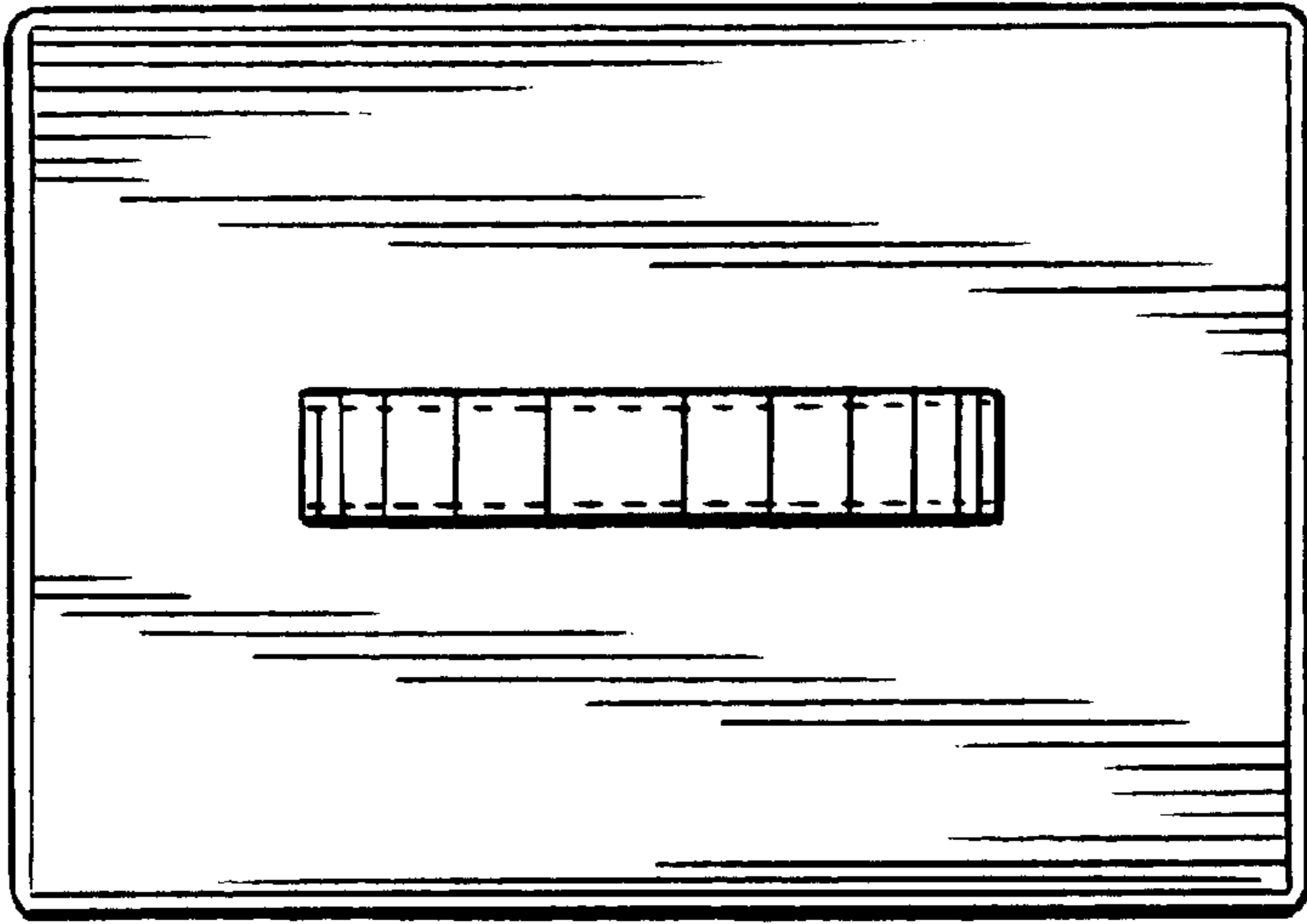


FIG. 6




FIG. 7