



US00D417761S

**United States Patent** [19]  
**Young**

[11] **Patent Number: Des. 417,761**  
[45] **Date of Patent: \*\* Dec. 14, 1999**

[54] **TRASH BAG FILLING DEVICE**  
[76] Inventor: **Gary W. Young**, 5905 S. Knoxville,  
Tulsa, Okla. 74135  
[\*\*] Term: **14 Years**  
[21] Appl. No.: **29/093,407**  
[22] Filed: **Sep. 10, 1998**  
[51] **LOC (6) Cl. .... 09-09**  
[52] **U.S. Cl. .... D34/1**  
[58] **Field of Search** ..... 294/1.1, 5.5, 1.4;  
220/908, 909, 910, 911; 141/108, 109,  
313, 390-391; 15/104.8, 257.1, 257.3; 248/95,  
99, 97, 100, 101; D34/1-11; 383/33, 34,  
36

5,168,906 12/1992 Combrink ..... 141/10  
5,217,271 6/1993 Moe ..... 294/1.1  
5,295,606 3/1994 Karwoski ..... 220/403  
5,353,716 10/1994 Wilbert ..... 108/150  
5,419,453 5/1995 Lochridge ..... 220/404  
5,498,046 3/1996 Ridley, Sr. et al. .... 294/1.1  
5,545,559 8/1996 Kariniemi ..... 220/908  
5,597,022 1/1997 Reifers ..... 141/390  
5,660,338 8/1997 Emmerson ..... 241/37.5  
5,785,369 7/1998 Ridley, Sr. et al. .... 15/257.1  
5,879,039 3/1999 Baker et al. .... 294/1.1

**OTHER PUBLICATIONS**

Photographs of prototype (1988).

*Primary Examiner*—Susan J. Lucas  
*Assistant Examiner*—Cynthia E Ramirez  
*Attorney, Agent, or Firm*—Williams, Morgan & Amerson,  
P.C.

[56] **References Cited**  
**U.S. PATENT DOCUMENTS**

176,555	4/1876	Scholfield .	
182,173	9/1876	Cussen .....	248/100
435,638	9/1890	Barnes .....	248/100
478,913	7/1892	Bratney .	
571,513	11/1896	Davidson .....	248/101
1,211,278	1/1917	Blum .....	248/100
1,762,475	6/1930	Hirsch .	
2,729,956	1/1956	Gilbert .....	141/108
3,915,329	10/1975	Zaks .....	220/65
4,014,157	3/1977	Pearce .....	53/35
4,280,315	7/1981	Von Hapsburg .....	53/473
4,280,676	7/1981	Betts .....	248/97
4,470,627	9/1984	Carroll et al. ....	294/55
4,749,011	6/1988	Rylander .....	141/316
4,815,866	3/1989	Martone .....	383/34.1
4,842,228	6/1989	Kasper .....	248/97
4,932,557	6/1990	Yeo .....	220/404
4,979,547	12/1990	Hoerner .....	141/390

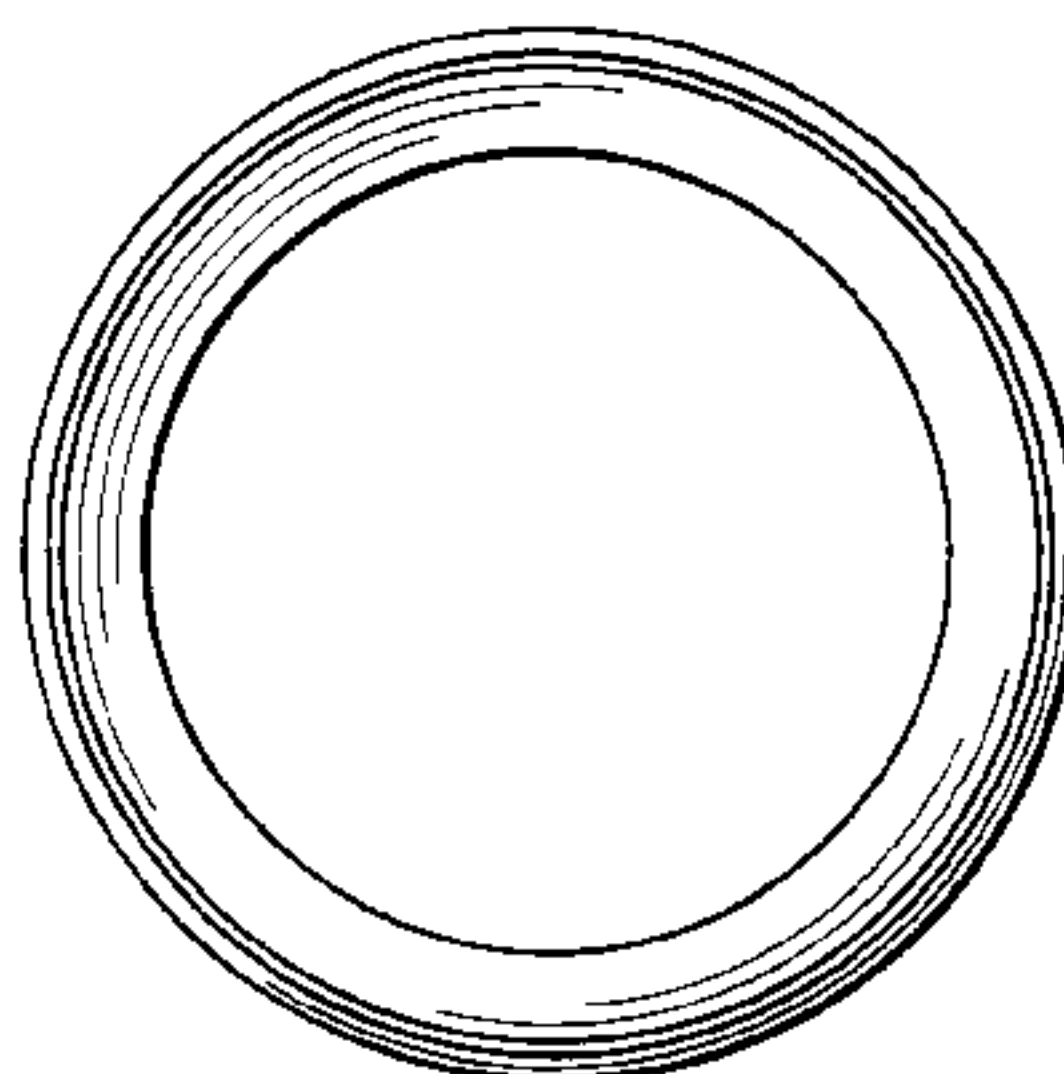
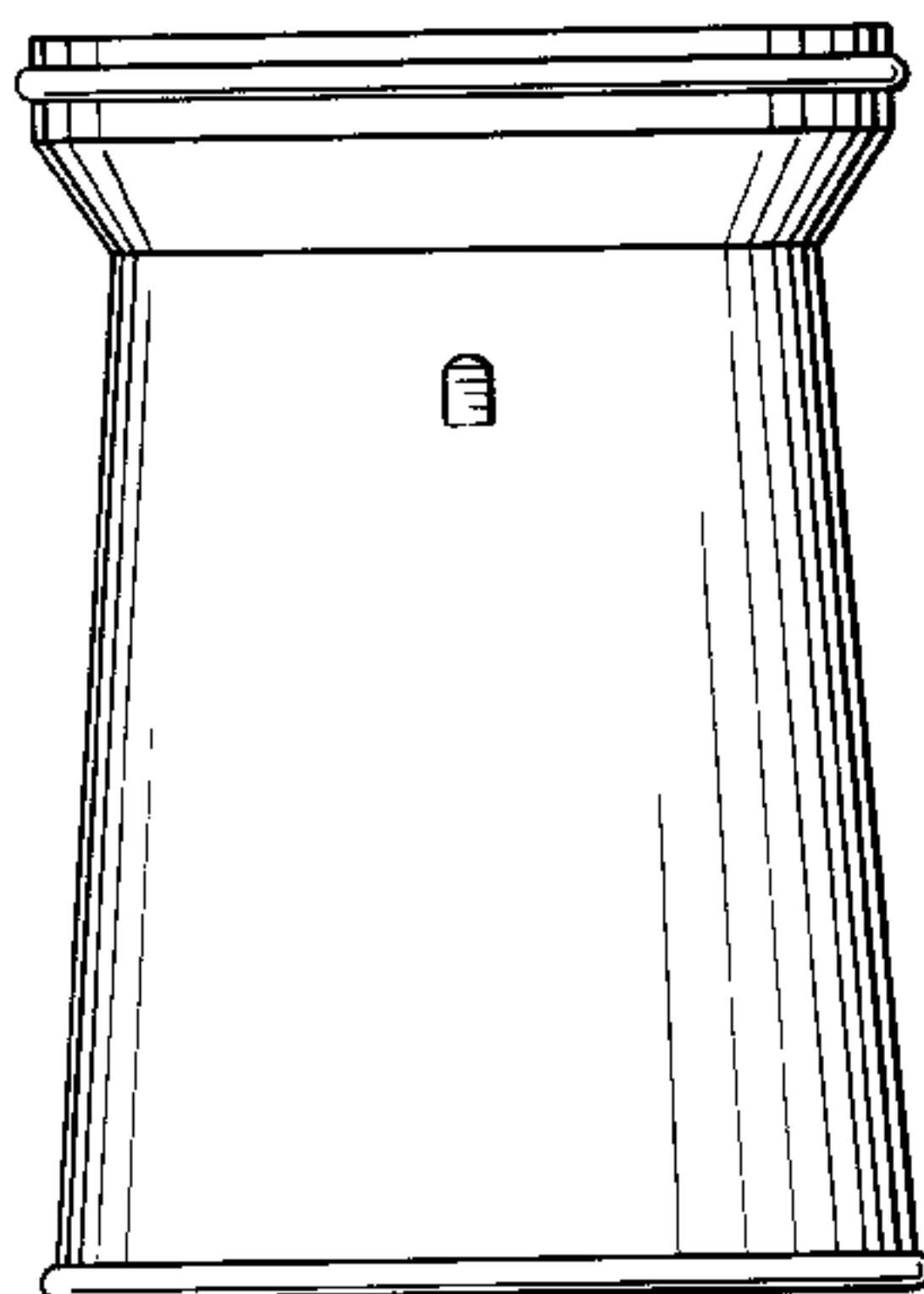
[57] **CLAIM**

The ornamental design for a trash bag filling device, as shown and described.

**DESCRIPTION**

FIG. 1 is a side elevational view of a trash bag filling device, showing my new design;  
FIG. 2 is a side elevational view of the trash bag filling device, viewed from the opposite side shown in FIG. 1;  
FIG. 3 is a side elevational view of the trash bag filling device, viewed from a point halfway between the sides shown in FIG. 1 and FIG. 2.  
FIG. 4 is a side elevational view of the trash bag filling device, viewed from the opposite side shown in FIG. 3;  
FIG. 5 is a top view of the trash bag filling device; and,  
FIG. 6 is a bottom view of the trash bag filling device.

**1 Claim, 1 Drawing Sheet**



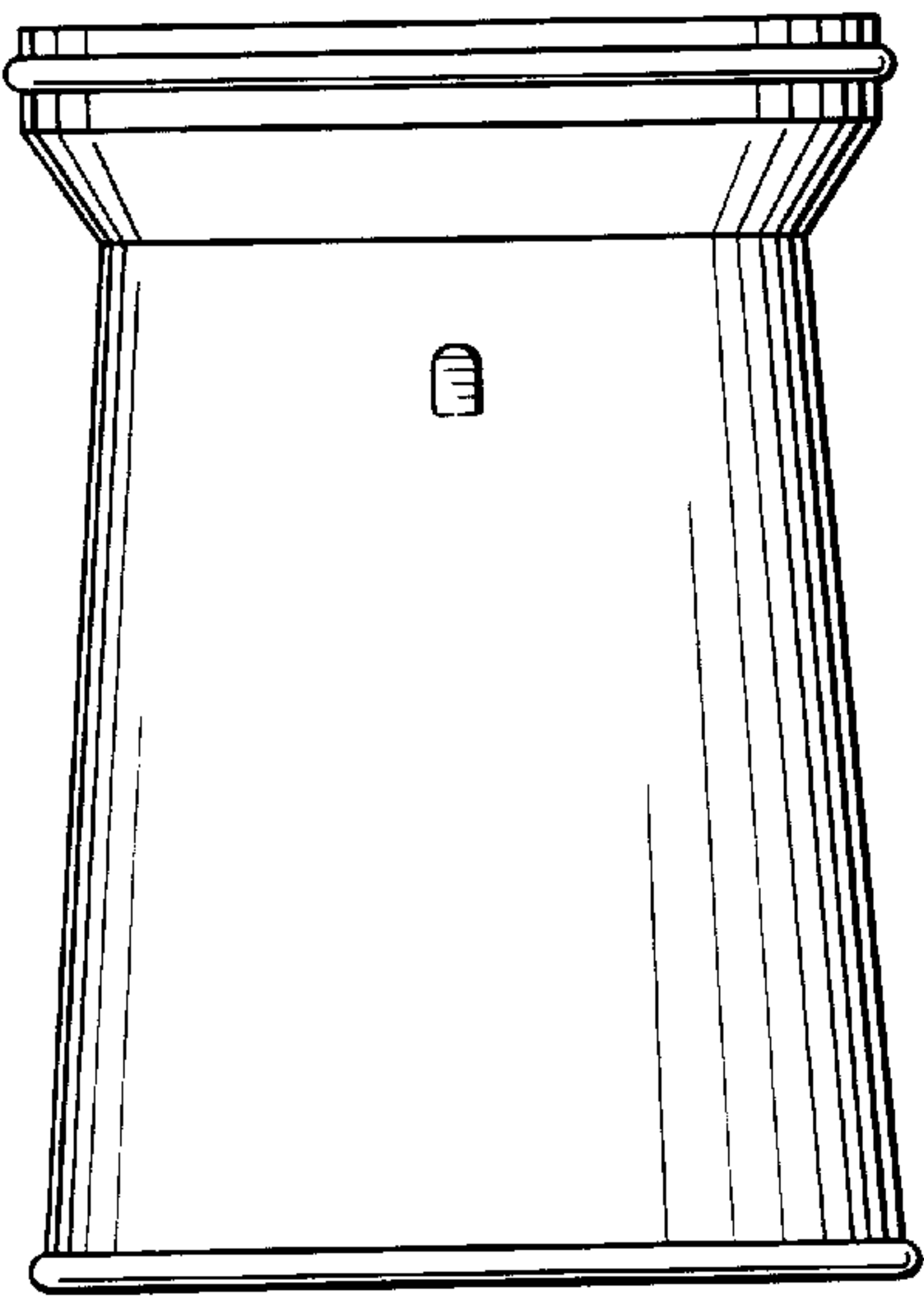


FIG. 1

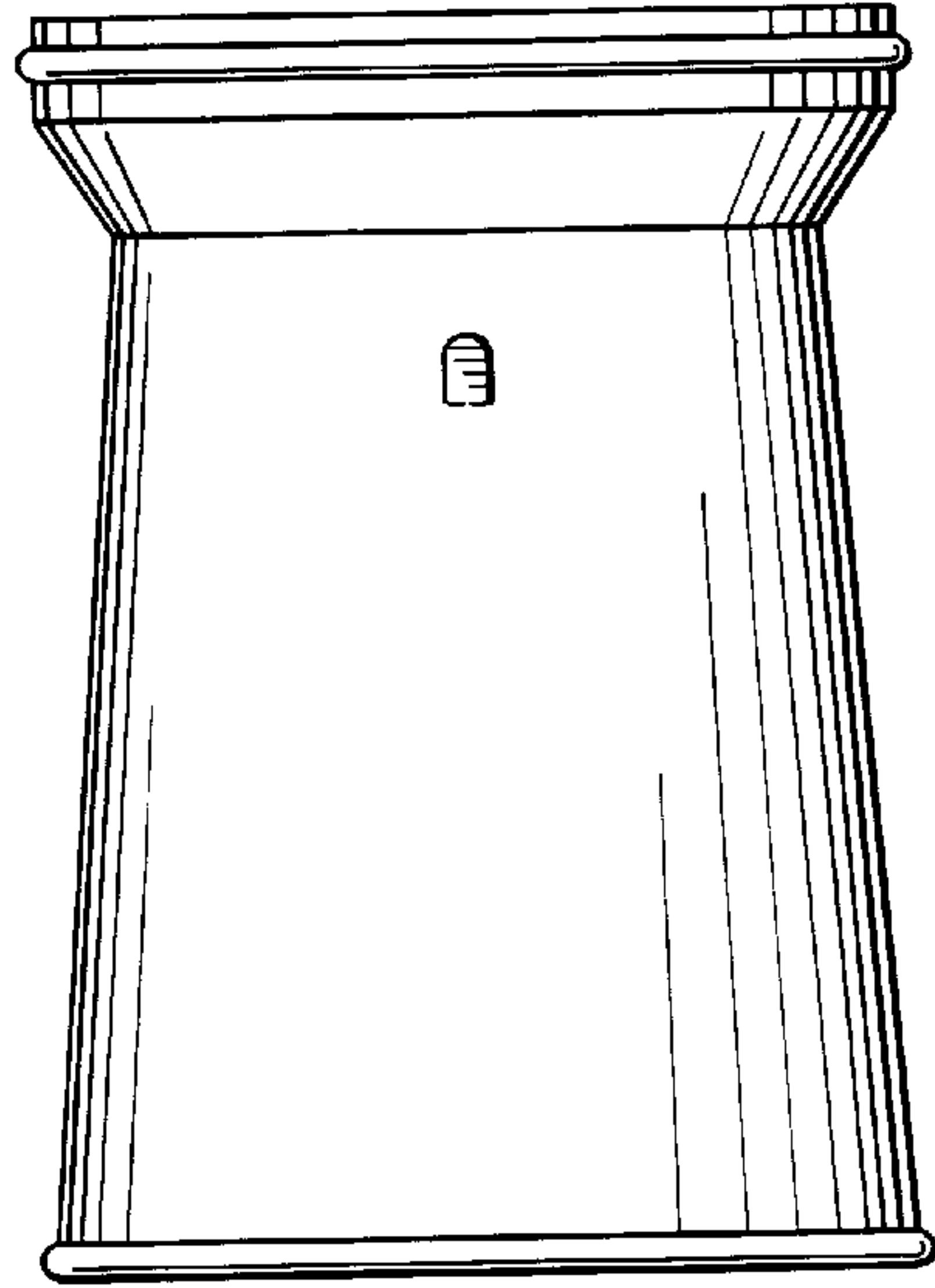


FIG. 2

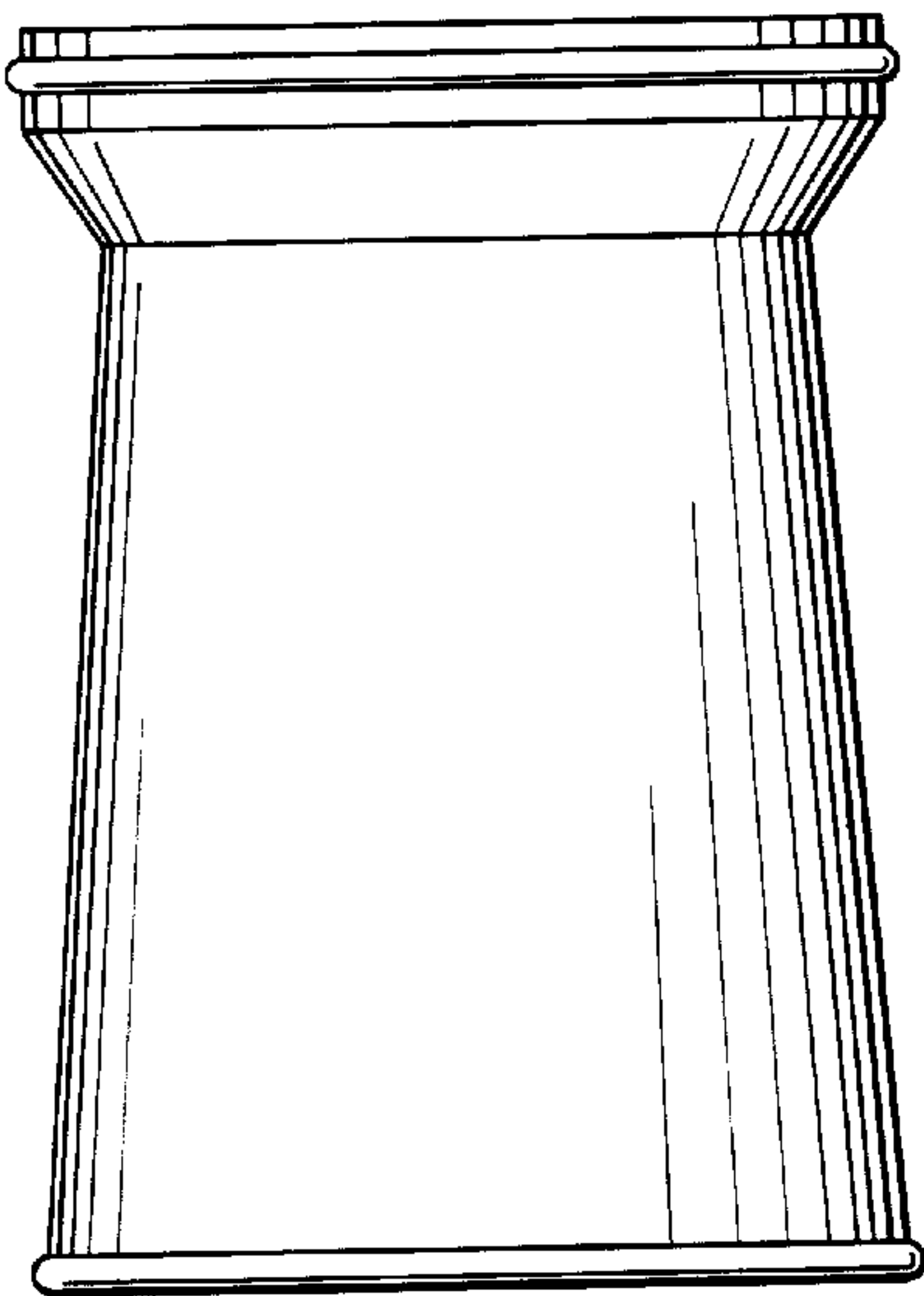


FIG. 3

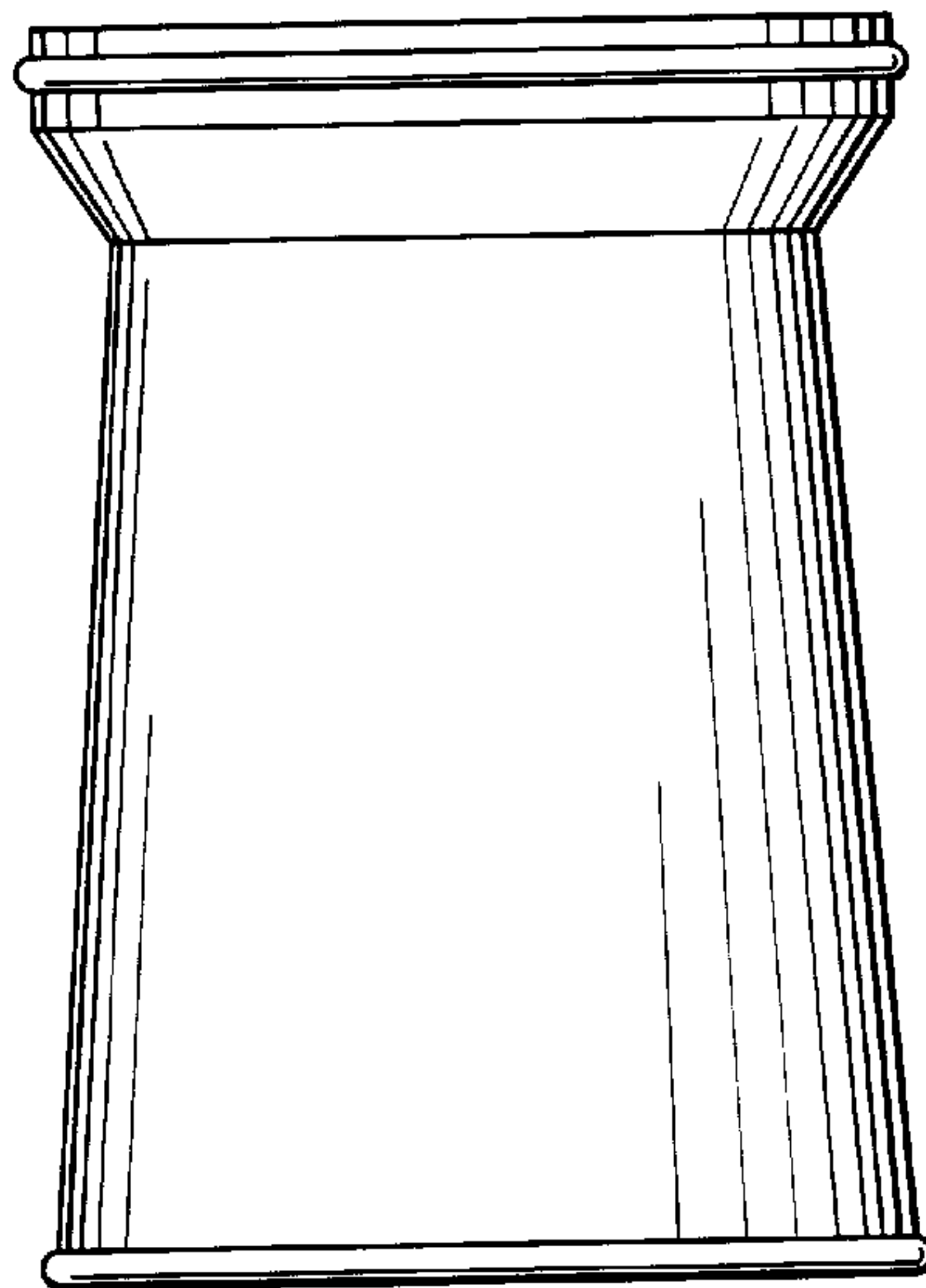


FIG. 4

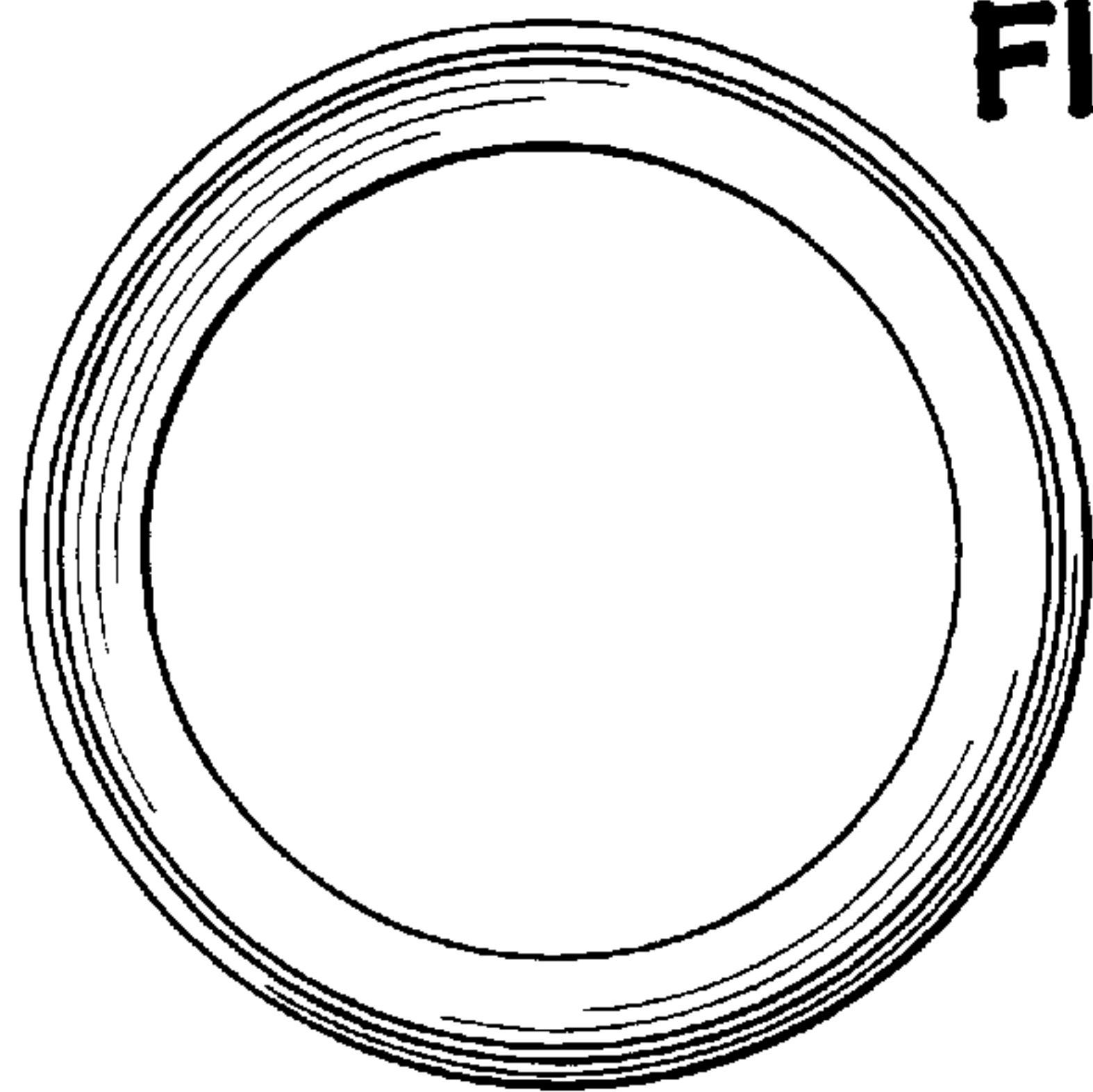


FIG. 5

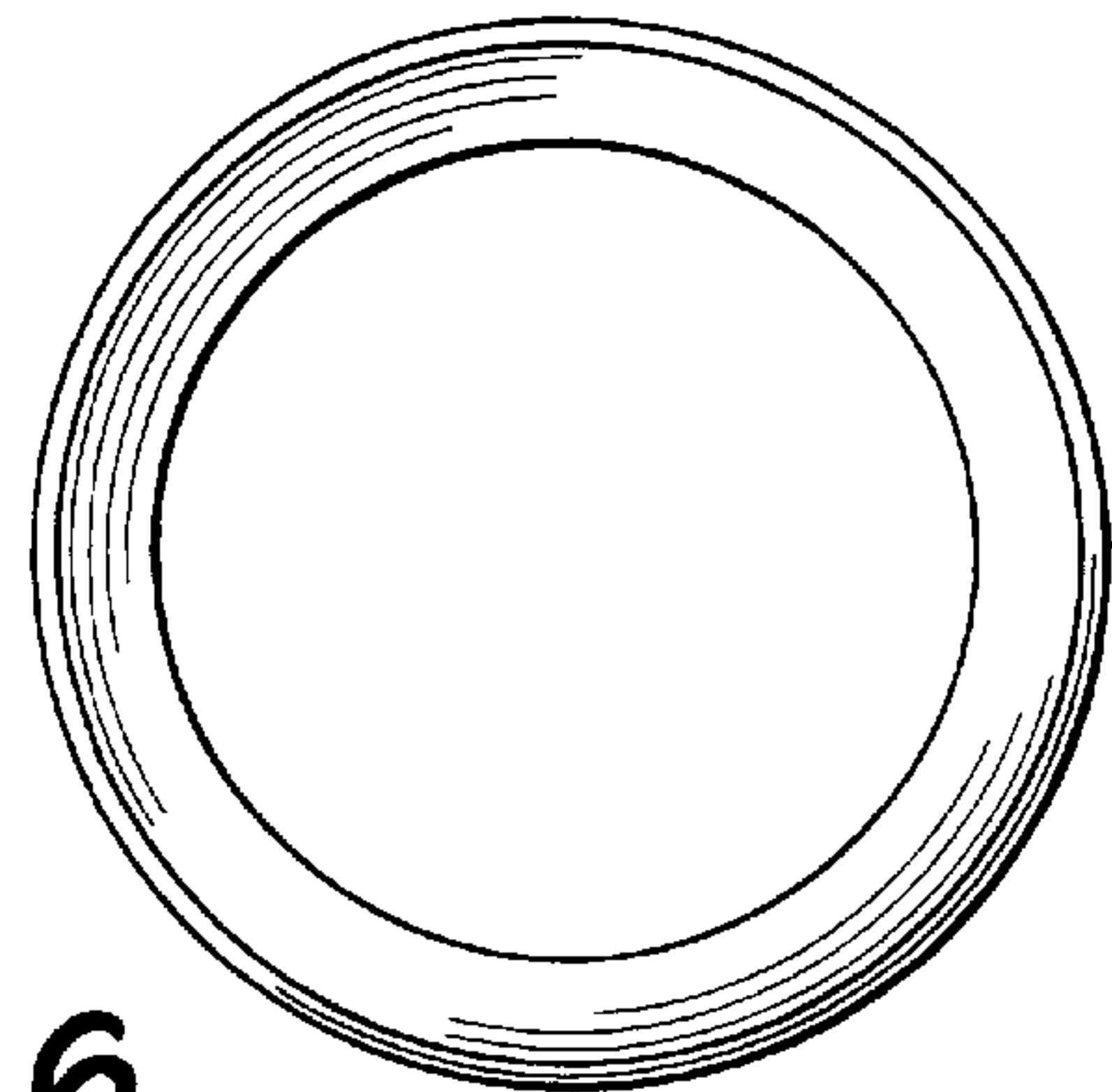


FIG. 6