



US00D417752S

United States Patent [19]

Bakic

[11] Patent Number: Des. 417,752

[45] Date of Patent: ** Dec. 14, 1999

[54] APPLICATOR TUBE FOR LIPSTICK OR COSMETICS

[75] Inventor: Dieter Gottlieb Bakic, Milan, Italy

[73] Assignee: The Project Consultancy Limited, West Sussex, United Kingdom

[**] Term: 14 Years

[21] Appl. No.: 29/072,073

[22] Filed: Jun. 18, 1997

[51] LOC (6) Cl. 28-03

[52] U.S. Cl. D28/85

[58] Field of Search D28/7, 76, 85-91.1; D9/529, 558, 520, 521, 549; 132/317, 318, 320; 206/385, 823, 581; 401/55, 61-2, 65-98

[56] References Cited

U.S. PATENT DOCUMENTS

D. 177,787	5/1956	Wolff	D28/89
D. 268,097	3/1983	Thompson	D9/529
D. 328,246	7/1992	Nottingham et al.	D9/520
D. 345,630	3/1994	Chevassus	D28/85
D. 345,918	4/1994	Chevassus	D9/529
D. 370,089	5/1996	Faverio	D28/88
D. 377,147	1/1997	Baron	D9/529
D. 379,923	6/1997	De Baschmakoff	D9/302
D. 380,355	7/1997	Husted	D9/529 X
D. 392,423	3/1998	Lerolle	D28/90
1,470,994	10/1923	Mason, Jr.	401/75
1,675,365	7/1928	Mc Atree	401/75
2,048,010	7/1936	Kreisler	401/61
2,618,279	11/1952	Reiffert	401/98
3,033,213	5/1962	Joss et al.	401/128
3,310,168	3/1967	Landen	206/385
4,983,059	1/1991	Holloway	401/78
5,468,084	11/1995	Boninsegni et al.	401/78

FOREIGN PATENT DOCUMENTS

DM/022325	3/1992	WIPO	28/3
-----------	--------	------	-------	------

OTHER PUBLICATIONS

D & CI, Feb. 1994, p. 9: cosmetic cases indicated by arrows. Hong Kong Enterprise Jun. 1995, p. 590; Pearl LM lipstick case in top row.

Hecht's advertising circular dated Nov. 17, 1995, p. 18: container on upper left.

Primary Examiner—Ted Shooman

Assistant Examiner—C. Tuttle

Attorney, Agent, or Firm—McAulay Nissen Goldberg Kiel & Hand, LLP

[57] CLAIM

The ornamental design for an applicator tube for lipstick or cosmetics, as shown and described.

DESCRIPTION

FIG. 1 is a perspective view, taken from above, of an applicator tube for lipstick or cosmetics showing my new design;

FIG. 2 is a perspective view, taken from below, of the applicator tube for lipstick or cosmetics of FIG. 1;

FIG. 3 is a front elevational view thereof, the rear elevational view being the same;

FIG. 4 is a right side view thereof, the left side view being the same;

FIG. 5 is a top plan view thereof;

FIG. 6 is a bottom plan view thereof;

FIG. 7 is a perspective view, taken from above, of an applicator tube for lipstick or cosmetics showing a second embodiment of my new design;

FIG. 8 is a perspective view, taken from below, of the applicator tube for lipstick or cosmetics of FIG. 7;

FIG. 9 is a front elevational view of FIG. 7, the rear elevational view being the same;

FIG. 10 is a right side view of FIG. 7, the left side view being the same;

FIG. 11 is a top plan view of FIG. 7;

FIG. 12 is a bottom plan view of FIG. 7;

FIG. 13 is a perspective view, taken from above, of an applicator tube for lipstick or cosmetics showing a third embodiment of my new design;

FIG. 14 is a perspective view, taken from below, of the applicator tube for lipstick or cosmetics of FIG. 13;

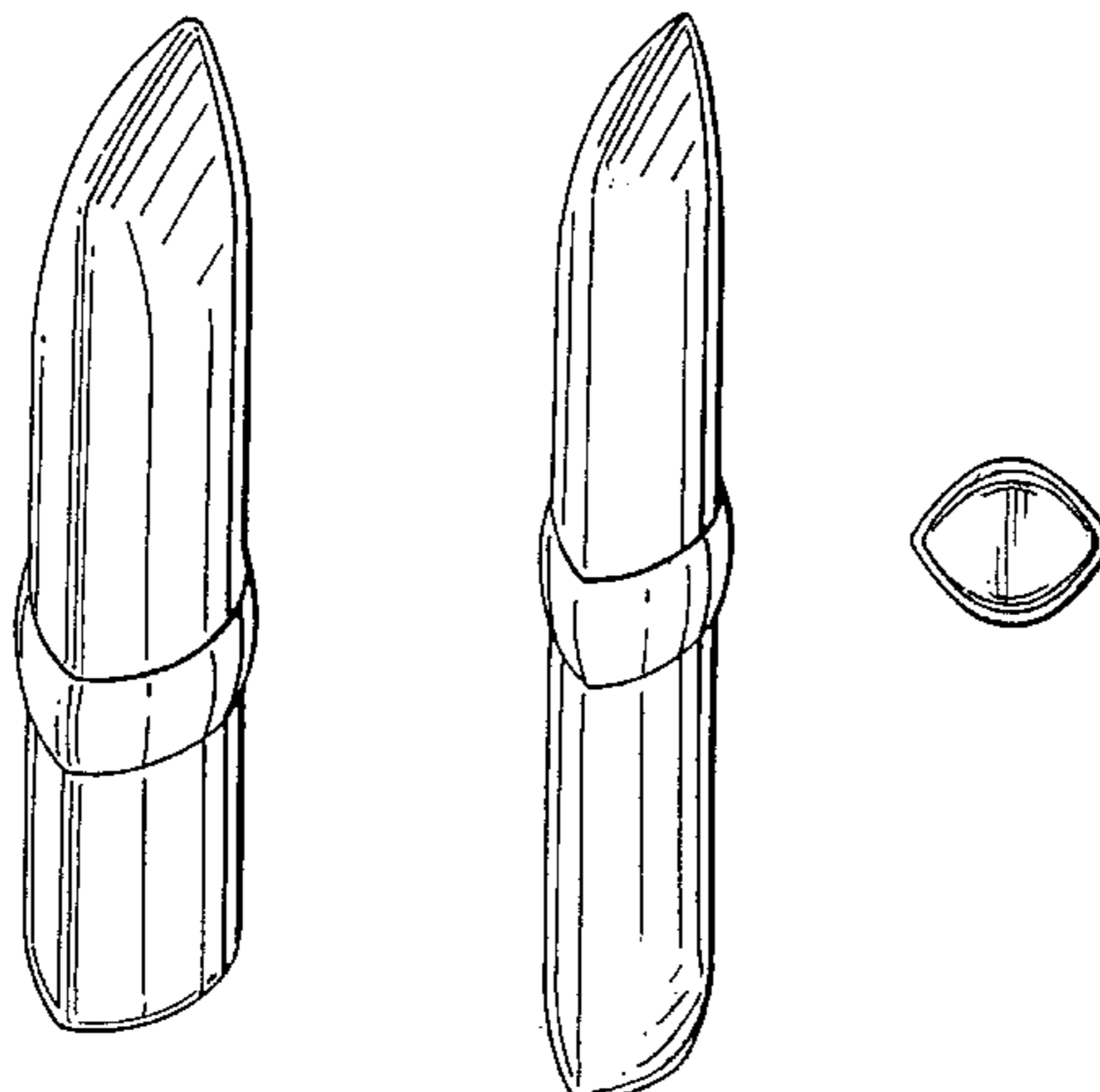


FIG. 15 is a front elevational view of FIG. 13, the rear elevational view being the same;
FIG. 16 is a right side view of FIG. 13, the left side view being the same;

FIG. 17 is a top plan view of FIG. 13; and,
FIG. 18 is a bottom plan view of FIG. 13.

1 Claim, 3 Drawing Sheets

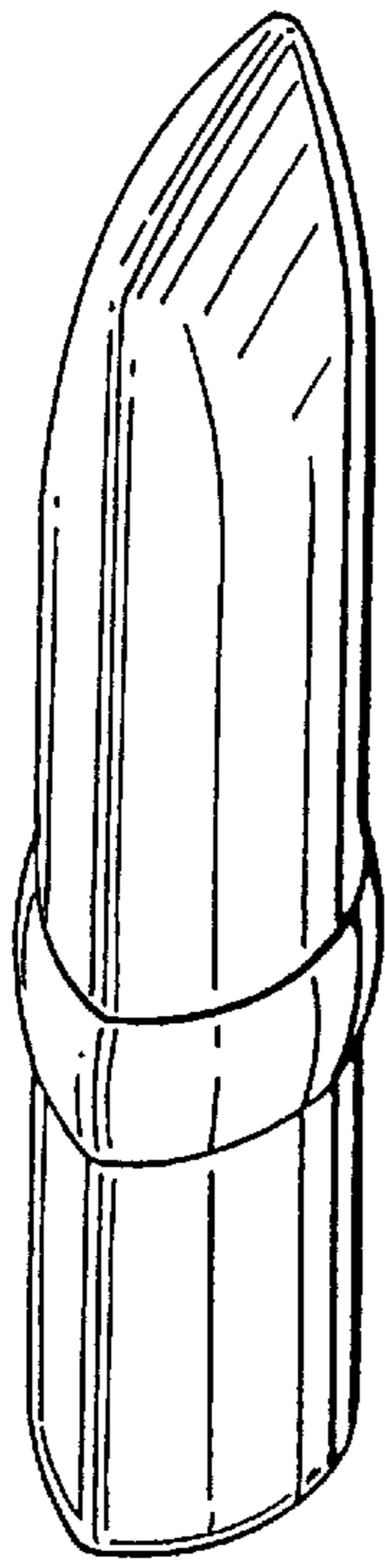


FIG. 1




FIG. 3

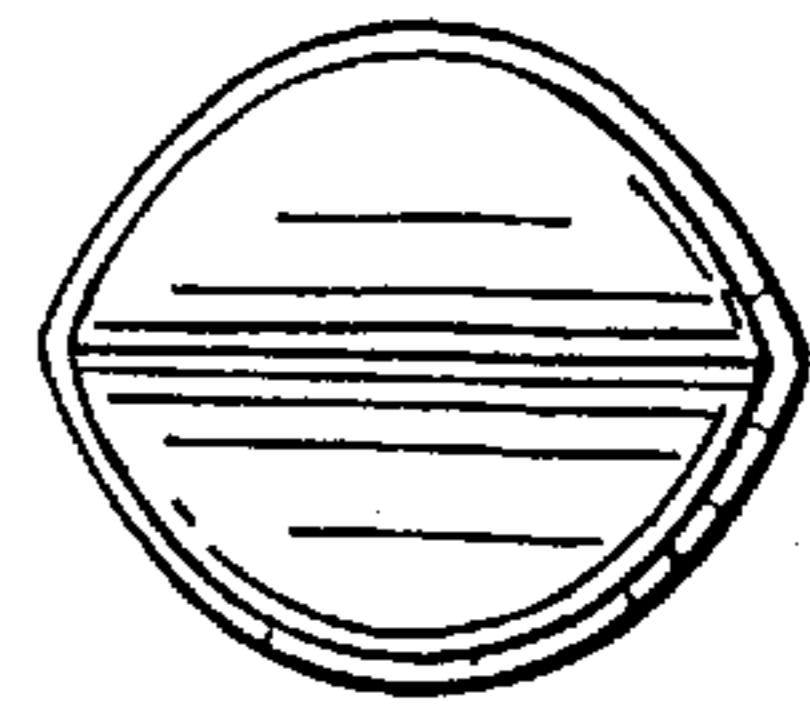


FIG. 5




FIG. 2

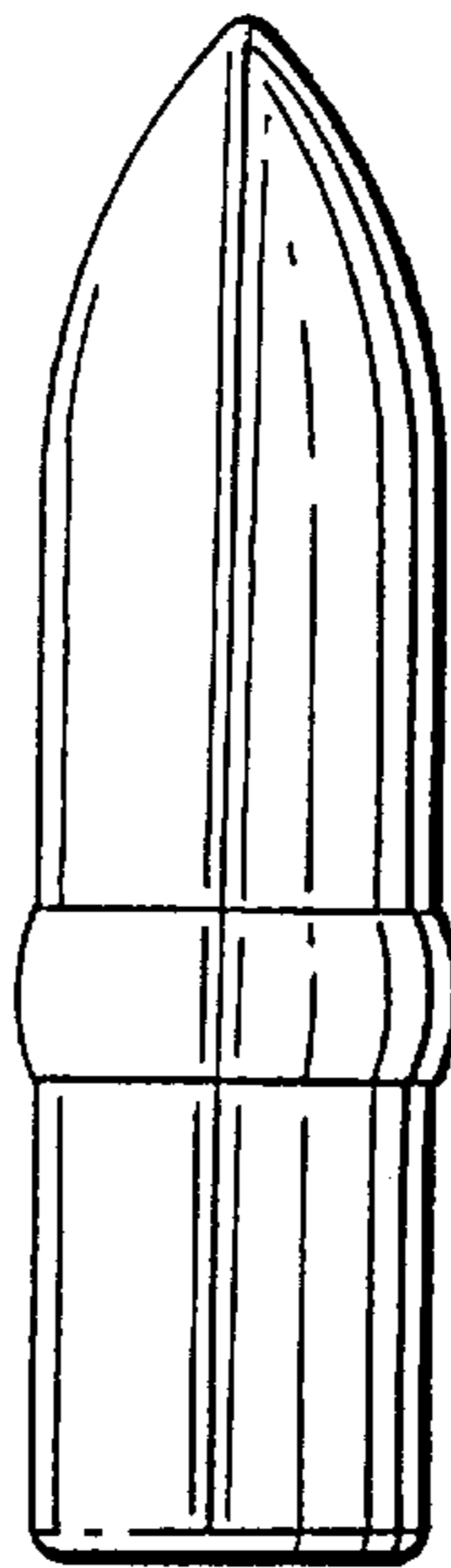


FIG. 4

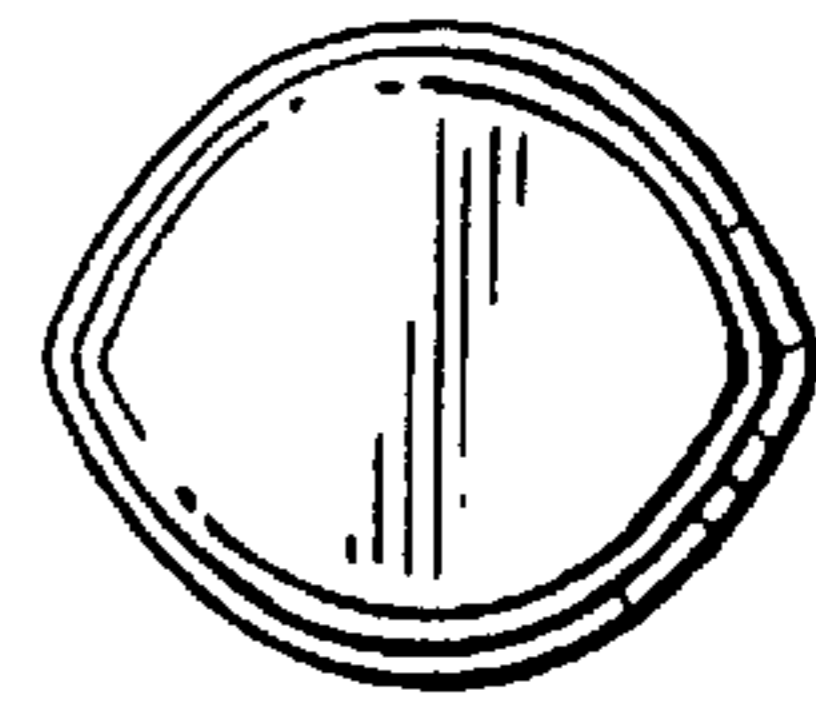


FIG. 6

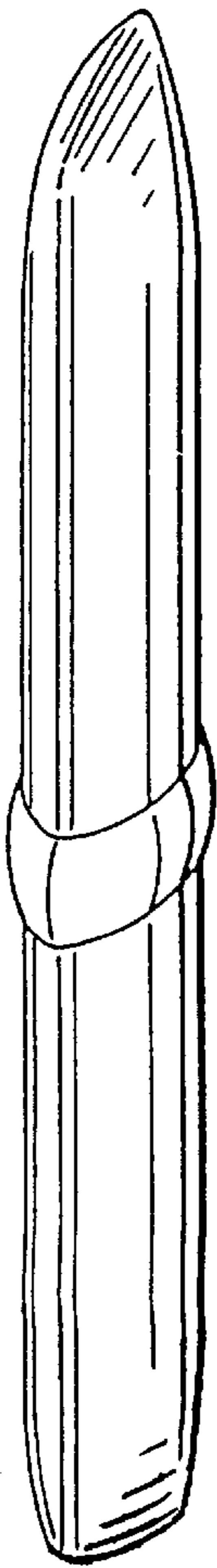


FIG. 7

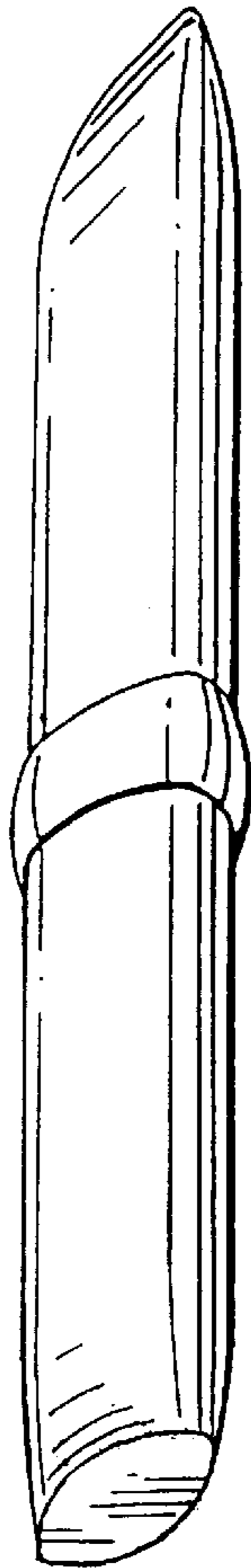


FIG. 8

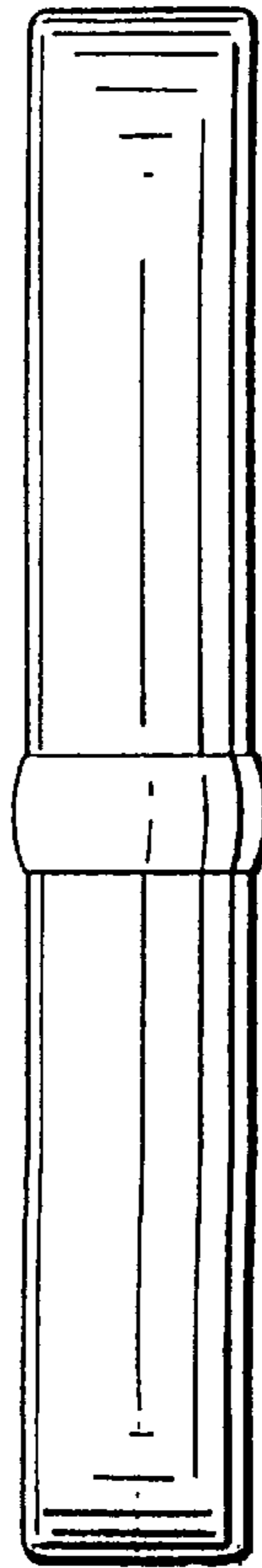


FIG. 9

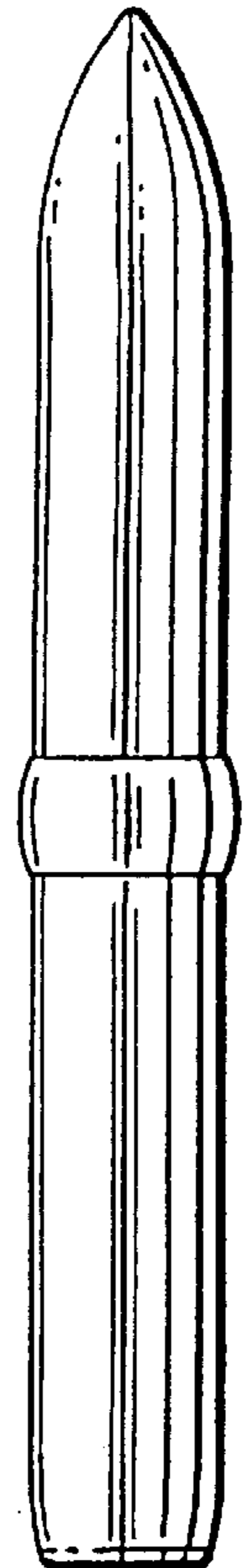


FIG. 10

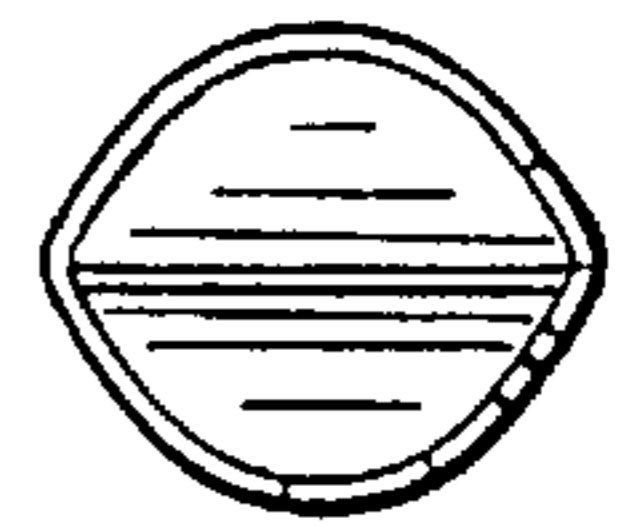


FIG. 11

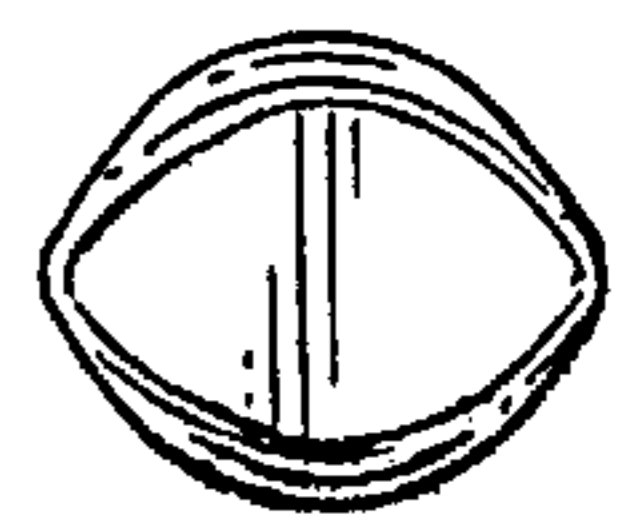


FIG. 12

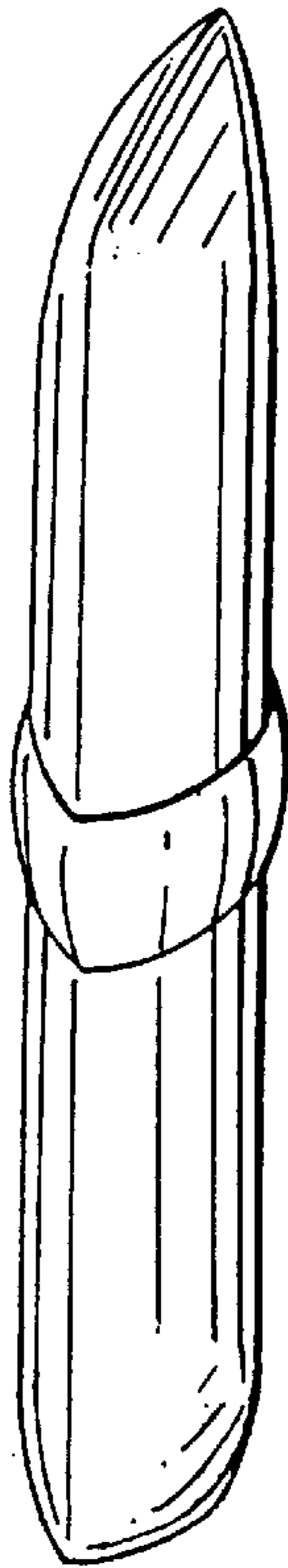


FIG. 13

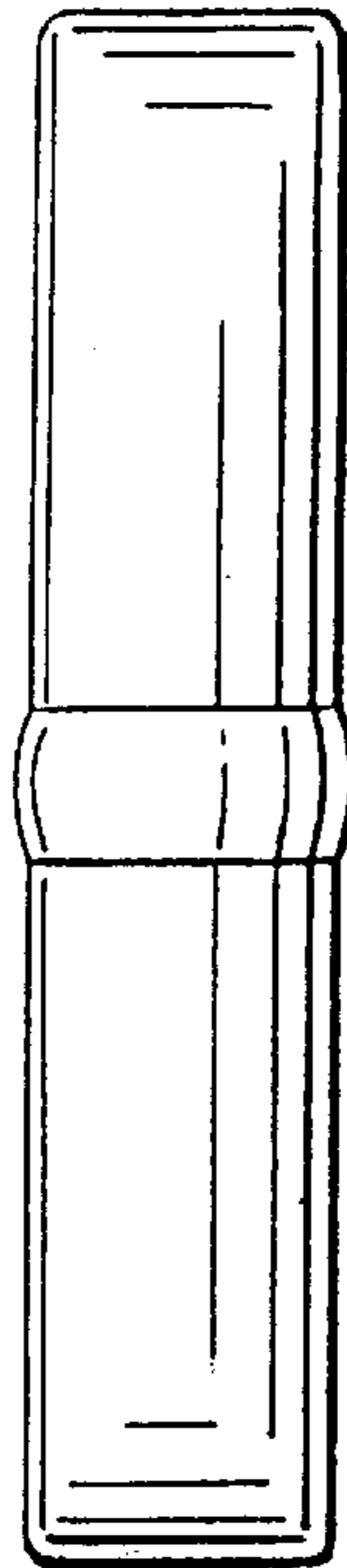


FIG. 15

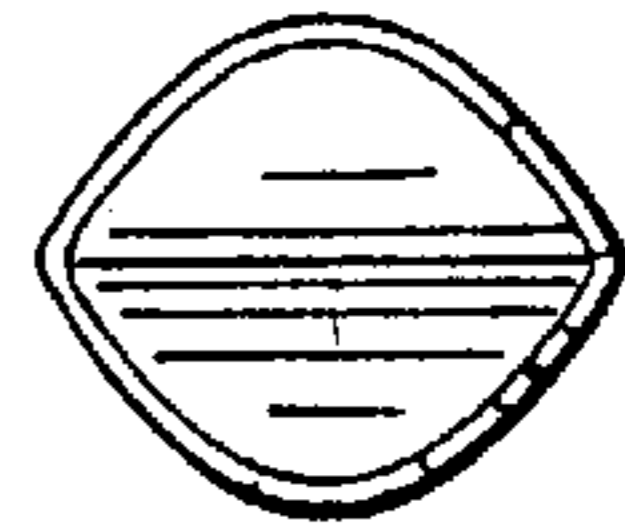


FIG. 17

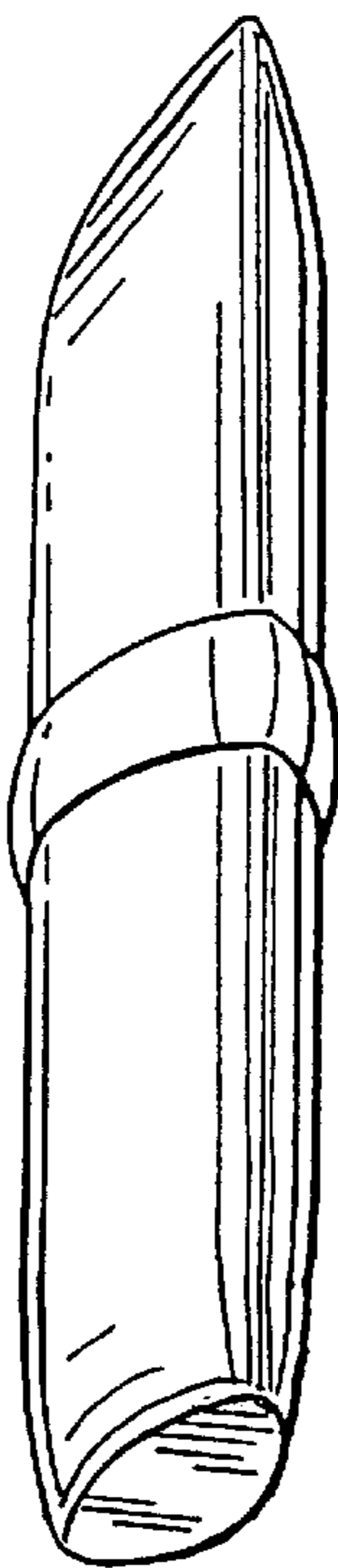


FIG. 14

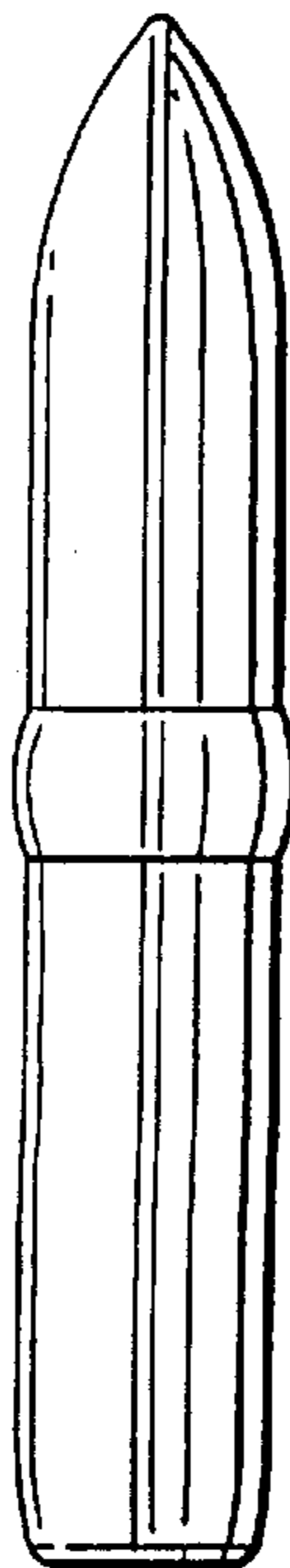


FIG. 16

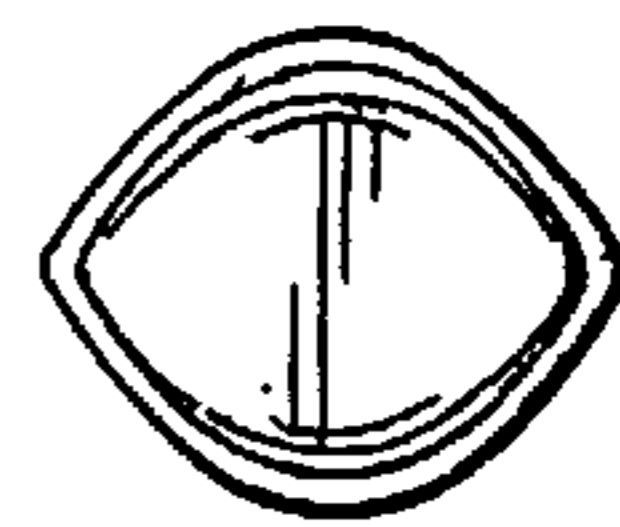


FIG. 18