



US00D417744S

United States Patent [19]

Littman et al.

[11] **Patent Number: Des. 417,744**

[45] **Date of Patent: ** Dec. 14, 1999**

[54] **LIGHTING FIXTURE**

[75] Inventors: **Sandra E. Littman; Karina S. Kaufman**, both of New York, N.Y.

[73] Assignee: **Sandy Littman, Inc.**, New York, N.Y.

[**] Term: **14 Years**

[21] Appl. No.: **29/095,042**

[22] Filed: **Oct. 15, 1998**

Related U.S. Application Data

[62] Division of application No. 29/082,027, Jan. 13, 1998, Pat. No. Des. 403,460, which is a division of application No. 29/072,048, Jun. 12, 1997, Pat. No. Des. 394,520, which is a division of application No. 29/048,306, Dec. 26, 1995, Pat. No. Des. 386,282.

[51] **LOC (6) Cl. 26-05**

[52] **U.S. Cl. D26/88**

[58] **Field of Search D26/72, 73, 80-92; 362/147, 404-408, 806**

[56] References Cited

U.S. PATENT DOCUMENTS

D. 361,151 8/1995 Corbett D26/72

D. 386,282 11/1997 Littman et al. D26/88
D. 389,598 1/1998 Littman et al. D26/84
D. 394,520 5/1998 Littman et al. D26/88

OTHER PUBLICATIONS

Original Cast® lighting catalog, p. 10, ceiling lamp, Group 2900, 1990.

Quoizel lighting catalog, p. 5, chandelier # ML 165B, Group 2900, Jun. 1995.

Primary Examiner—Susan J. Lucas
Attorney, Agent, or Firm—Schwitzer Cornman Gross & Bondell LLP

[57] CLAIM

We claim the ornamental design for a lighting fixture, as shown and described.

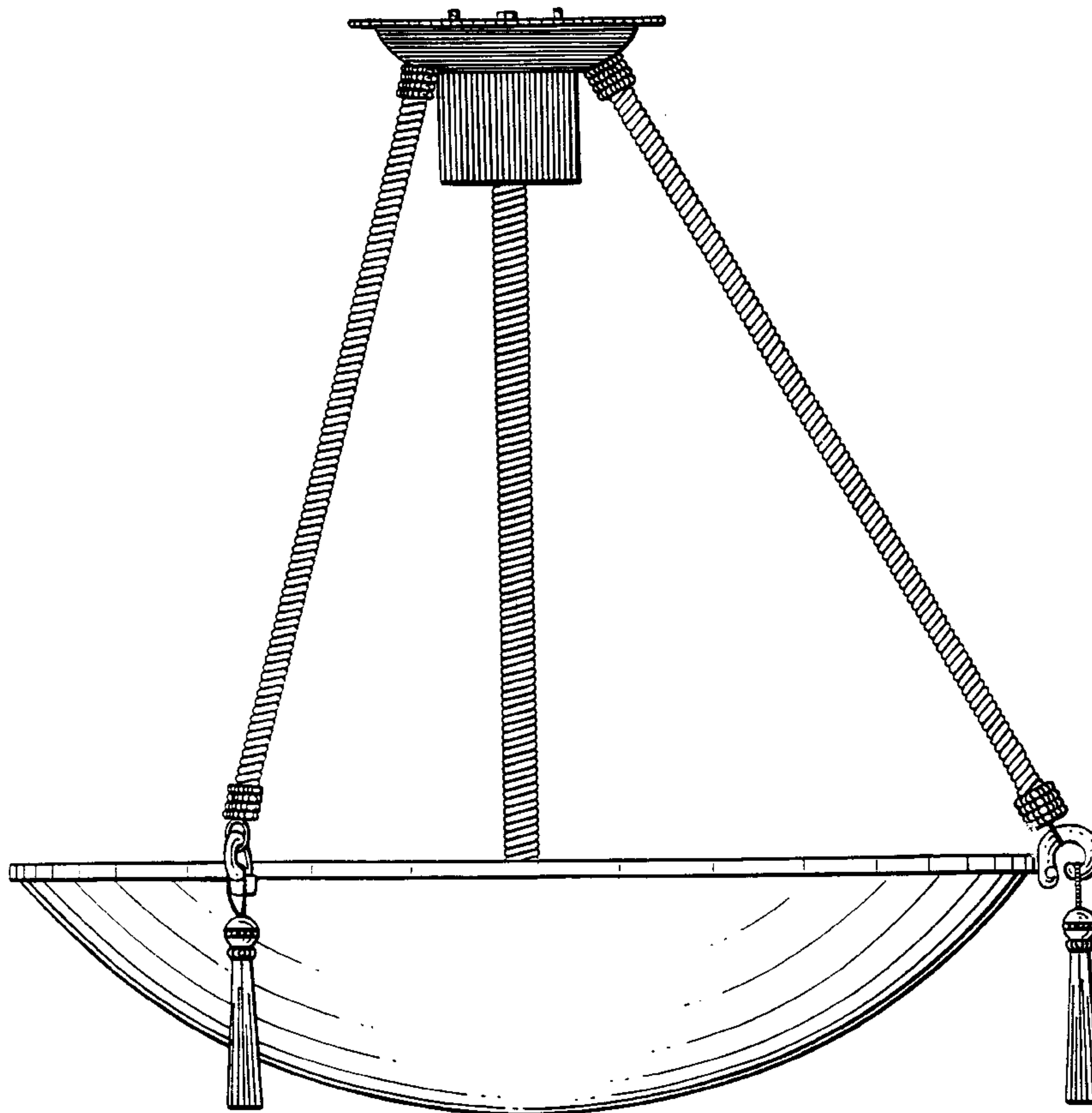
DESCRIPTION

FIG. 1 is a side elevational view of a new design for a light fixture all sides being identical.

FIG. 2 is a top plan view thereof; and,

FIG. 3 is a bottom plan view thereof.

1 Claim, 3 Drawing Sheets



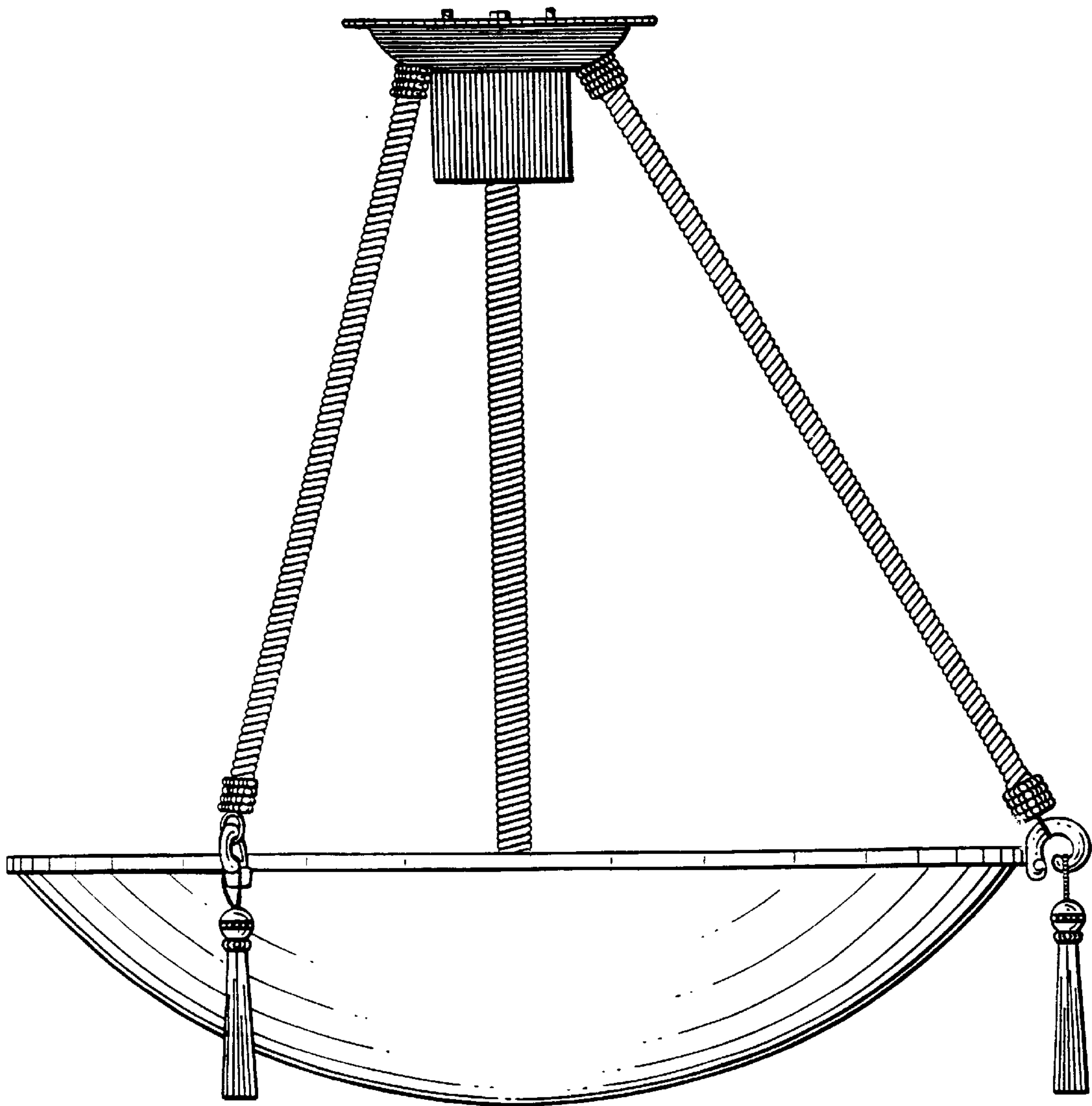


FIG. 1

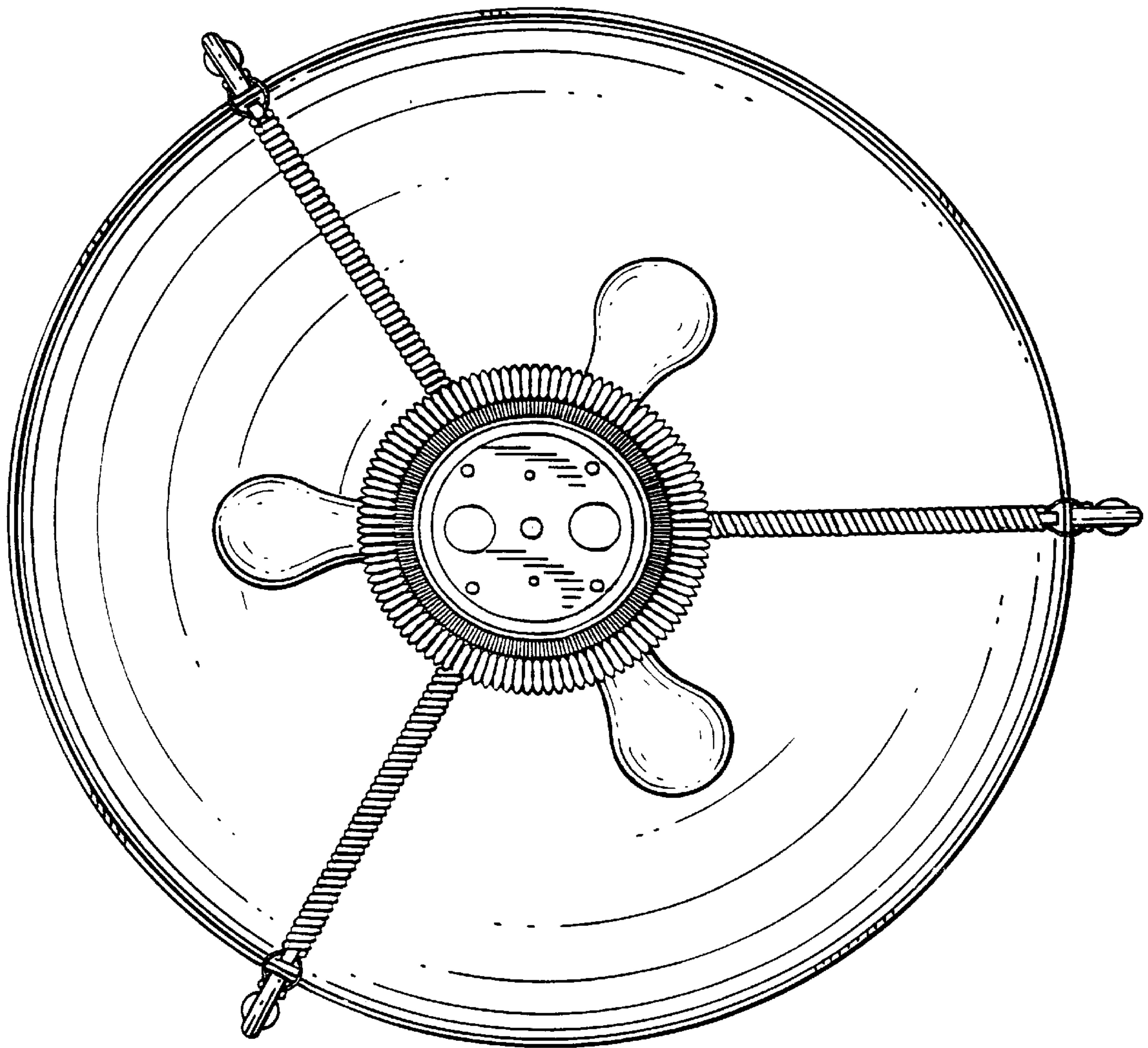


FIG. 2

FIG. 3

