



US00D417714S

United States Patent [19] Yeung

[11] **Patent Number: Des. 417,714**

[45] **Date of Patent: ** Dec. 14, 1999**

[54] **SPIRAL SHAPED POOL FLOAT**

[75] Inventor: **Man Fu E. Yeung**, Rowland Heights, Calif.

[73] Assignee: **Sunco Products, Inc.**, Industry, Calif.

[**] Term: **14 Years**

[21] Appl. No.: **29/101,827**

[22] Filed: **Mar. 11, 1999**

[51] **LOC (6) Cl.** **21-06**

[52] **U.S. Cl.** **D21/803; D21/808**

[58] **Field of Search** D21/801, 803, D21/804, 808; D12/316; 482/121, 143; 441/81, 88, 136, 130; 114/253, 345

[56] **References Cited**

U.S. PATENT DOCUMENTS

D. 289,075	3/1987	Wolfe	D21/237
D. 302,997	8/1989	Wolfe	D21/237
4,389,961	6/1983	Parish	114/345
5,503,099	4/1996	Peterson	114/253

OTHER PUBLICATIONS

“Exclusive! Look Out—It’s a Twister”, Lillian Vernon Catalog, p. 85 (Apr. 1998).

Primary Examiner—Kay H. Chin

Attorney, Agent, or Firm—Stein, Schifino & Van Der Wall

[57] **CLAIM**

The ornamental designs for a spiral shaped pool float, as shown and described.

DESCRIPTION

FIG. 1 is a perspective view of a spiral shaped pool float having the first embodiment of my new design;

FIG. 2 is a top plan view thereof;

FIG. 3 is a bottom plan view thereof;

FIG. 4 is a side elevation view thereof, the opposite side being a mirror image of that shown;

FIG. 5 is a front elevation view thereof, the rear elevation view being a mirror image of that shown;

FIG. 6 is a perspective view of a spiral shaped pool float having the second embodiment of my new design wherein the spiral shaped pool float has differing colored regions;

FIG. 7 is a top plan view thereof;

FIG. 8 is a bottom plan view thereof;

FIG. 9 is a side elevation view thereof, the opposite side being a mirror image of that shown; and,

FIG. 10 is a front elevation view thereof, the rear elevation view being a mirror image of that shown with the color demarcations of the colored regions reversed.

1 Claim, 6 Drawing Sheets






Fig. 1

Fig. 2

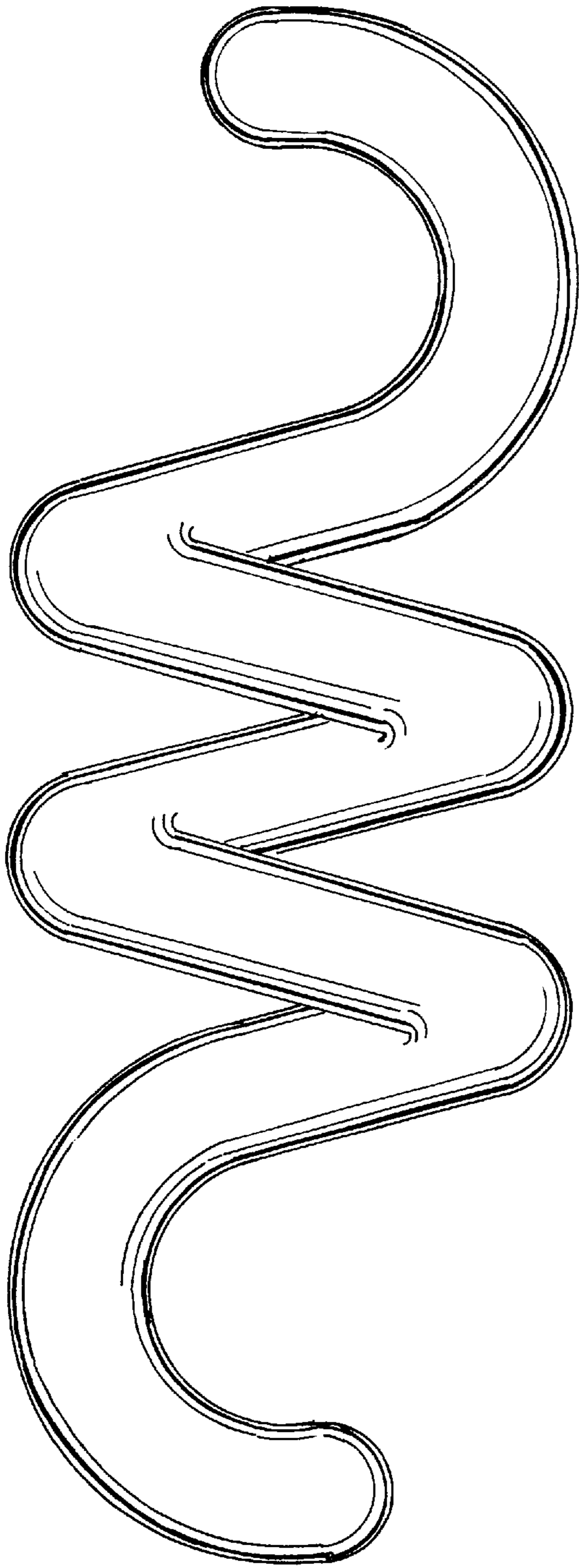


Fig. 3

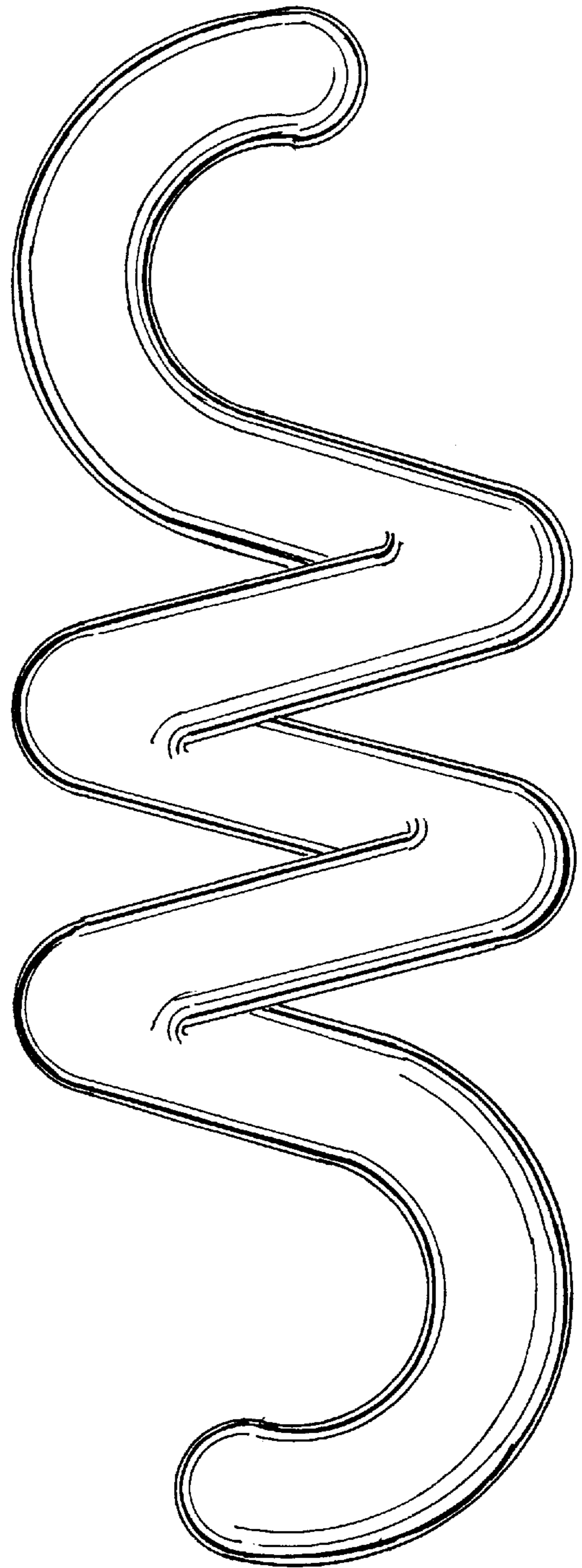


Fig. 4





Fig. 5



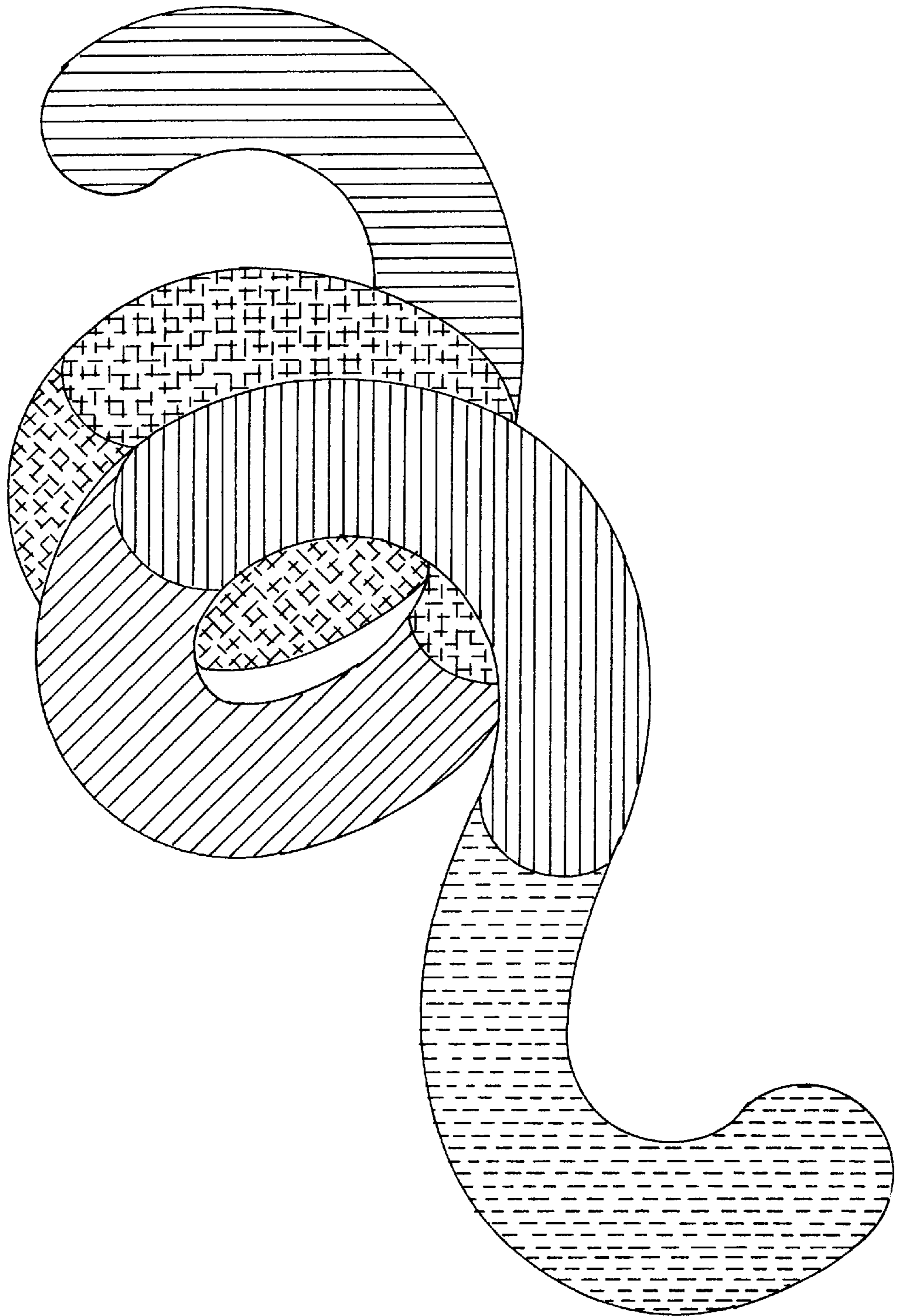


Fig. 6

Fig. 7

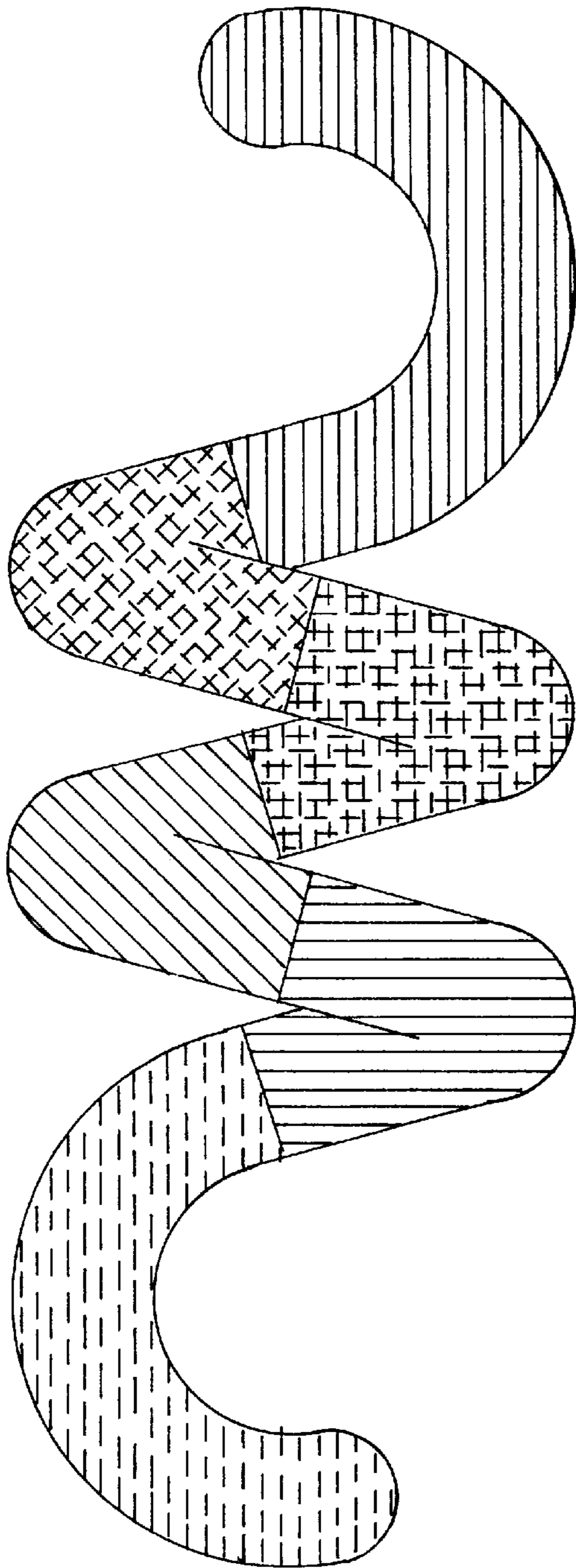


Fig. 8

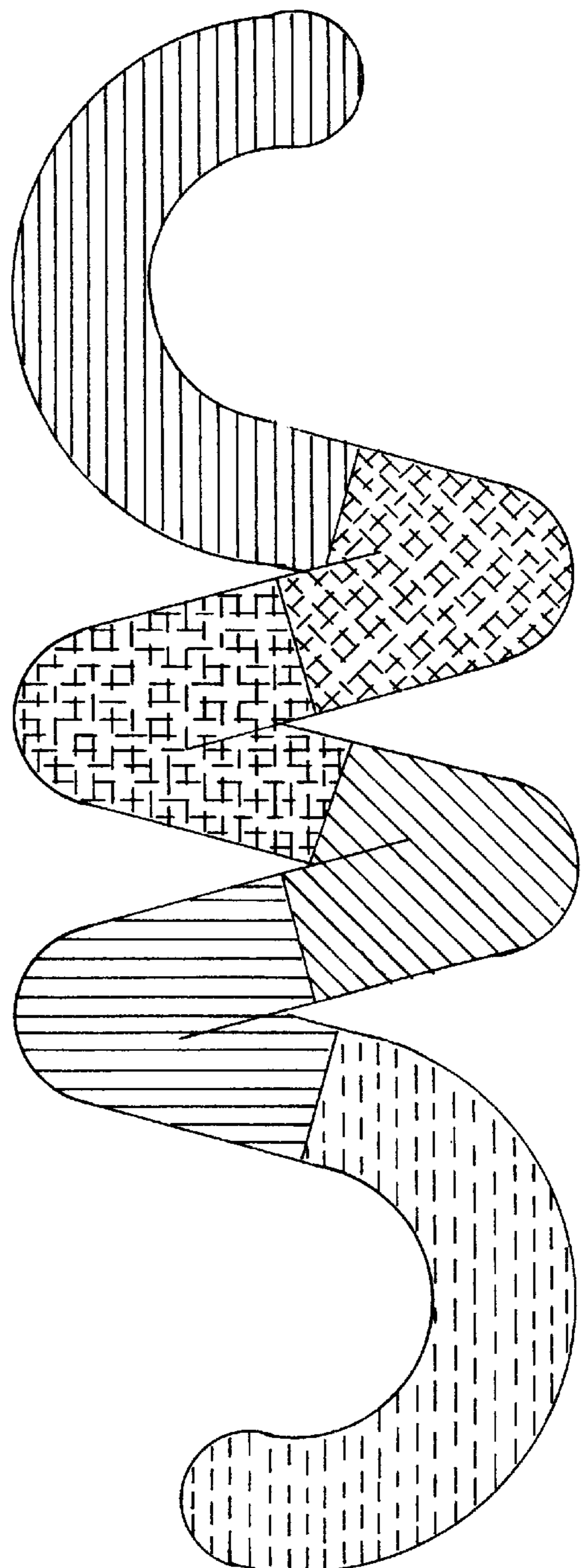


Fig. 9

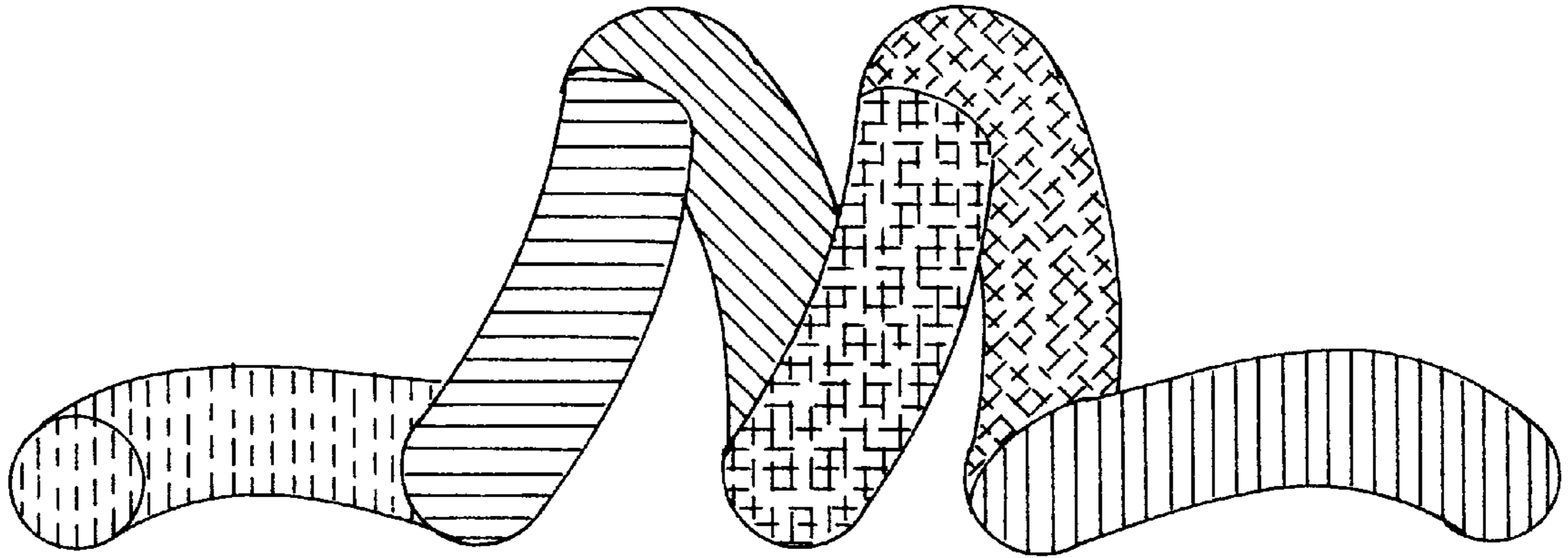


Fig. 10

