



US00D417700S

United States Patent [19]

Wörther

[11] **Patent Number: Des. 417,700**

[45] **Date of Patent: ** Dec. 14, 1999**

[54] **WRITING INSTRUMENT**

[76] Inventor: **Gerhard Wörther**, Hermannstrasse 5,
d-76530 Baden-Baden, Germany

[**] Term: **14 Years**

[21] Appl. No.: **29/079,569**

[22] Filed: **Nov. 14, 1997**

[30] **Foreign Application Priority Data**

Jul. 24, 1997 [DE] Germany 97 06 802

[51] **LOC (6) Cl.** **19-06**

[52] **U.S. Cl.** **D19/49; D19/43; D19/56;**
D19/51; D19/57

[58] **Field of Search** **D19/35, 36, 45,**
D19/41-44, 46-51, 53-58, 81-85; 401/99,
100, 103, 209, 221-223, 243-247

[56] **References Cited**

U.S. PATENT DOCUMENTS

D. 124,248 12/1940 Dreyfuss D19/49

- D. 260,658 9/1981 Chiba D19/49
- D. 270,843 10/1983 Itoh D19/51
- D. 279,115 6/1985 Nishida D19/51
- D. 309,633 7/1990 Itoh D19/56 X
- D. 357,276 4/1995 Bruhn D19/57
- D. 359,983 7/1995 Rosenbaum D19/49

Primary Examiner—Martie K. Holtje
Attorney, Agent, or Firm—Collard & Roe, P.C.


[57] **CLAIM**

The ornamental design for a writing instrument, as shown and described.

DESCRIPTION

FIG. 1 is a rear elevational view of a writing instrument showing my new design;
FIG. 2 is a left side elevational view;
FIG. 3 is a left front elevational view;
FIG. 4 is a left side elevational view;
FIG. 5 is a bottom plan view; and,
FIG. 6 is a top plan view thereof.

1 Claim, 1 Drawing Sheet






Fig. 1




Fig. 2




Fig. 3




Fig. 4



Fig. 5



Fig. 6