



US00D417621S

United States Patent [19]
Hofmeister et al.

[11] **Patent Number: Des. 417,621**

[45] **Date of Patent: ** Dec. 14, 1999**

[54] **BOTTLE**

D. 275,934 10/1984 Wassergord et al. D9/528

[75] Inventors: **Albert Hofmeister**, Toledo; **Mark O. Borger**, Findlay, both of Ohio

(List continued on next page.)

[73] Assignee: **Owens-Brockway Plastic Products Inc.**, Toledo, Ohio

Primary Examiner—Ted Shooman
Assistant Examiner—Carol Rademaker

[**] Term: **14 Years**

[57] **CLAIM**

The ornamental design for a bottle, as shown and described.

[21] Appl. No.: **29/085,954**

DESCRIPTION

[22] Filed: **Apr. 2, 1998**

[51] **LOC (6) Cl.** **09-01**

[52] **U.S. Cl.** **D9/528**

[58] **Field of Search** D9/500, 502-503,
D9/507-508, 510, 516, 520, 522, 527-528,
530-531, 533, 546, 551, 554, 557, 559,
564, 569, 572-573; 215/370-375, 382-385,
396, 398; 220/771-772

FIG. 1 is a perspective view of the bottle;
FIG. 2 is a rear elevational view of the bottle;
FIG. 3 is a top plan view of the bottle;
FIG. 4 is a front elevational view opposite to that of FIG. 2;
FIG. 5 is a side elevational view of the bottle, the view from the opposite side being a mirror image thereof;
FIG. 6 is a bottom plan view of the bottle;
FIG. 7 is a top plan view, similar to that of FIG. 3, but showing a modified embodiment of the bottle in accordance with the invention;

[56] **References Cited**

U.S. PATENT DOCUMENTS

79,162	6/1868	Thomas .	
D. 122,323	9/1940	Sheeran	D9/564
132,897	11/1872	Christie .	
163,276	5/1875	Storm .	
D. 169,111	3/1953	Smith	D9/564
D. 187,006	1/1960	Warden et al. .	
D. 190,837	7/1961	Johnson .	
D. 192,268	2/1962	Sterges et al. .	
D. 192,451	3/1962	Kaplan .	
D. 194,285	12/1962	Miller .	
D. 195,147	4/1963	Marchant .	
D. 195,896	8/1963	Garvey .	
D. 197,738	3/1964	Douglas .	
D. 211,316	6/1968	Kusterman	D9/564
D. 212,319	10/1968	Hills .	
D. 221,513	8/1971	Leary et al.	D9/528
D. 221,514	8/1971	Leary et al.	D9/528
D. 224,088	7/1972	Huthsing, Jr. .	
D. 230,708	3/1974	Hutter et al.	D9/528
D. 250,995	2/1979	Beaver .	
D. 252,671	8/1979	Strand .	
D. 259,405	6/1981	Drummond .	
D. 270,709	9/1983	Taylor, Sr. .	

FIG. 8 is a fragmentary side elevational view of FIG. 7, it being understood that the remaining portions of the side are the same as shown in FIG. 5 and that the opposite side is a mirror image of the embodiment shown in FIG. 5;

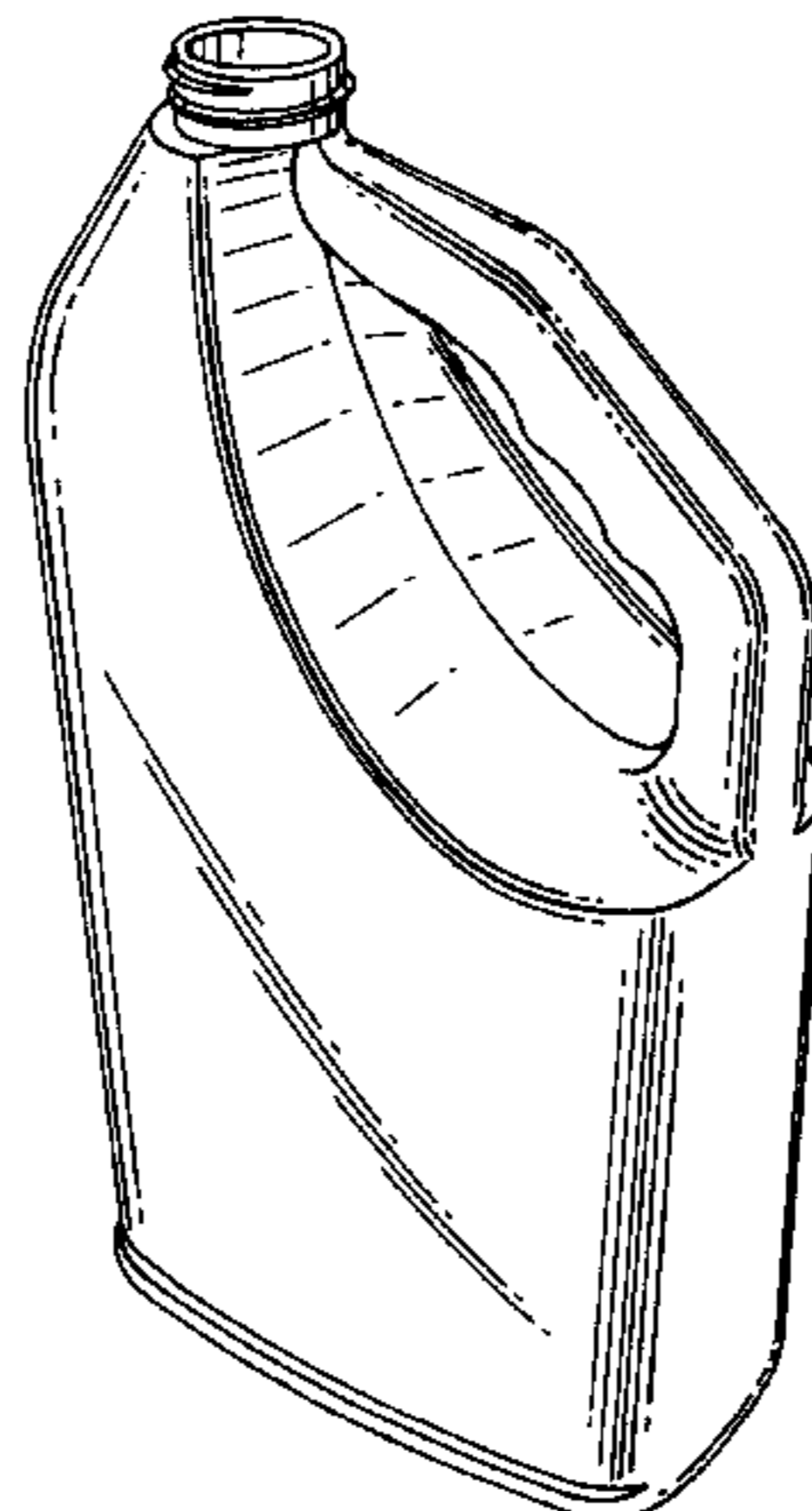
FIG. 9 is a fragmentary front elevational view of FIG. 7, it being understood that the remaining portions of the front are the same as shown in FIG. 4 and that the rear and bottom views are the same as FIGS. 2 and 6;

FIG. 10 is a top plan view, similar to those of FIGS. 3 and 7, but showing a second modified embodiment of the bottle in accordance with the invention;

FIG. 11 is a fragmentary side elevational view of FIG. 10, it being understood that the remaining portions of the side are the same as shown the reverse image of FIG. 5 and that the opposite side is that shown in FIG. 8; and,

FIG. 12 is a fragmentary front elevational view of FIG. 10, it being understood that the remaining portions of the front are the same as shown in FIG. 4 and that the rear and bottom views are the same as FIGS. 2 and 6.

1 Claim, 4 Drawing Sheets



Des. 417,621

Page 2

U.S. PATENT DOCUMENTS

D. 276,890	12/1984	Hancher .			
D. 279,453	7/1985	Beechuk et al. .			
D. 280,602	9/1985	Campbell et al. .			
D. 295,611	5/1988	Warren et al.	D9/531		
D. 304,998	12/1989	Pardo et al. .			
D. 308,633	6/1990	Irvine .			
D. 312,571	12/1990	Winger et al.	D9/528		
D. 315,672	3/1991	Peykoff .			
D. 318,615	7/1991	Martin .			
D. 332,748	1/1993	Reece et al.	D9/528		
D. 333,983	3/1993	Guislain	D9/564		
D. 353,541	12/1994	Rogler .			
D. 358,991	6/1995	Bridgr et al. .			
D. 368,034	3/1996	Lewin .			
D. 378,664	4/1997	Feen .			
D. 379,929	6/1997	Dallaire .			
D. 397,036	8/1998	Katakouzinis	D9/520		
	992,830	5/1911	Wheaton .		
	1,576,212	3/1926	O'Neill .		
	4,016,995	4/1977	Frazer	215/382	
	4,363,617	12/1982	Hirsekor .		
	4,384,702	5/1983	Boskovic .		
	4,759,454	7/1988	Nowicki et al. .		
	4,805,793	2/1989	Brandt et al. .		

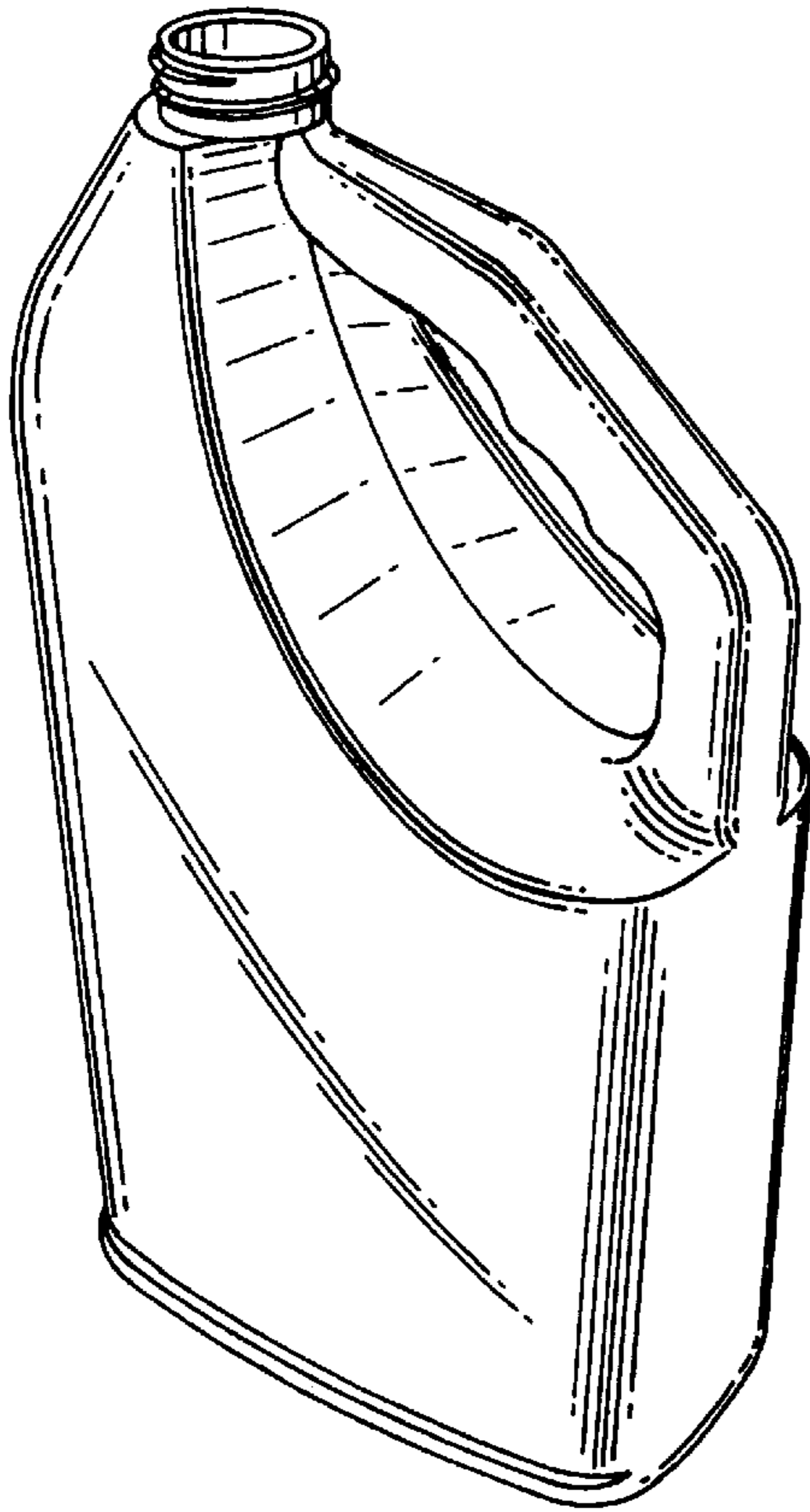


FIG. 1

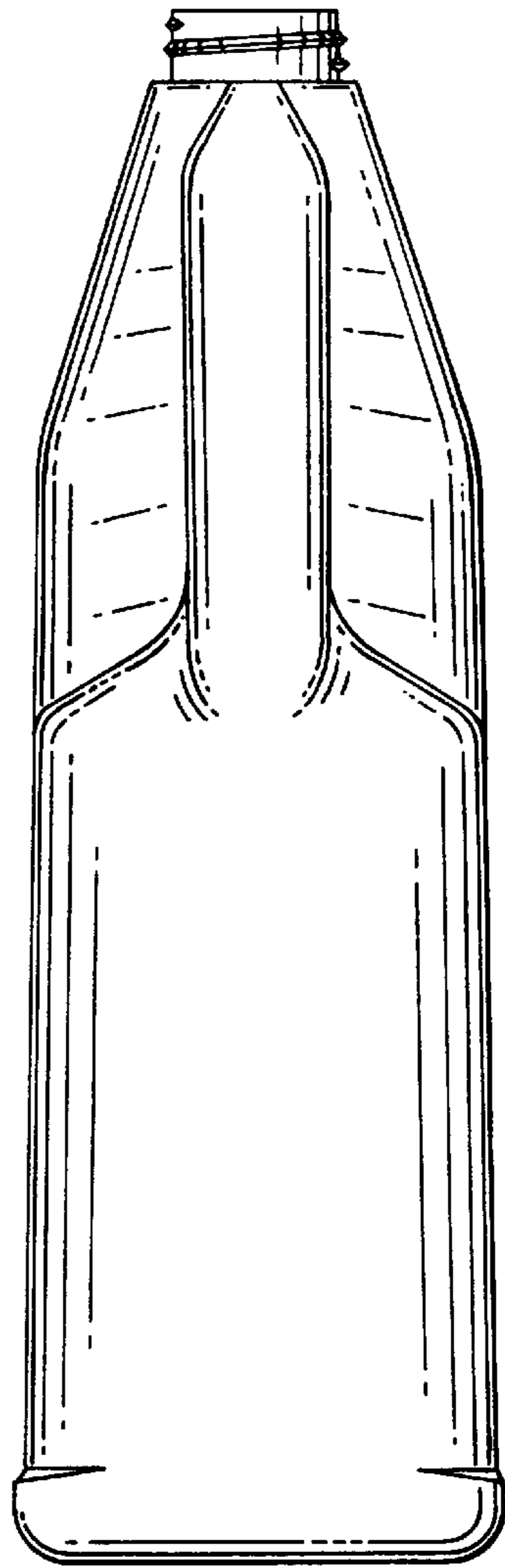


FIG. 2

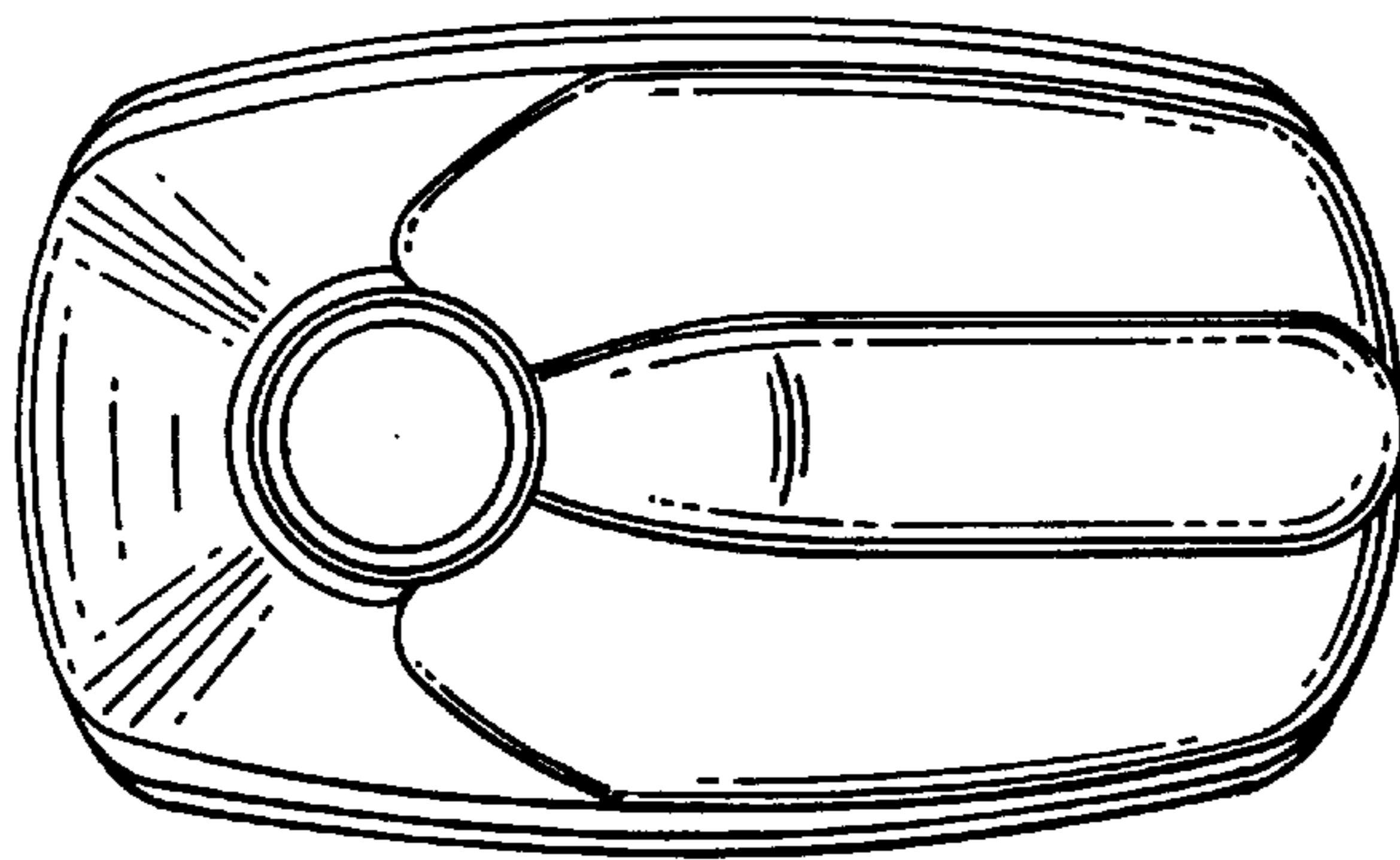


FIG. 3

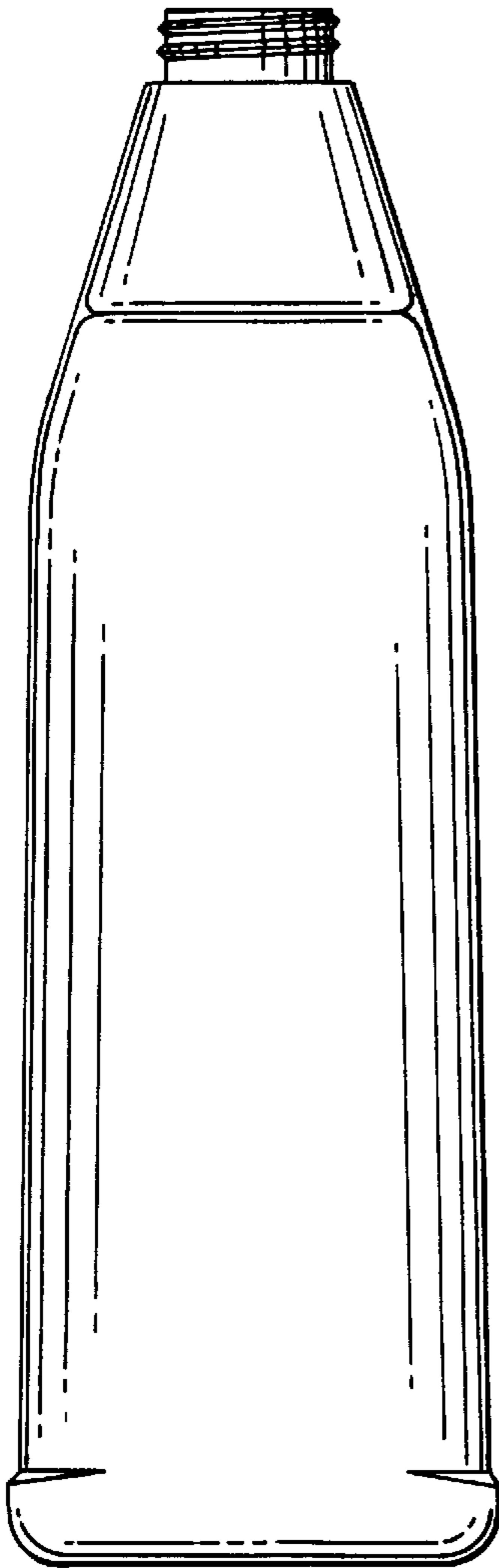


FIG. 4

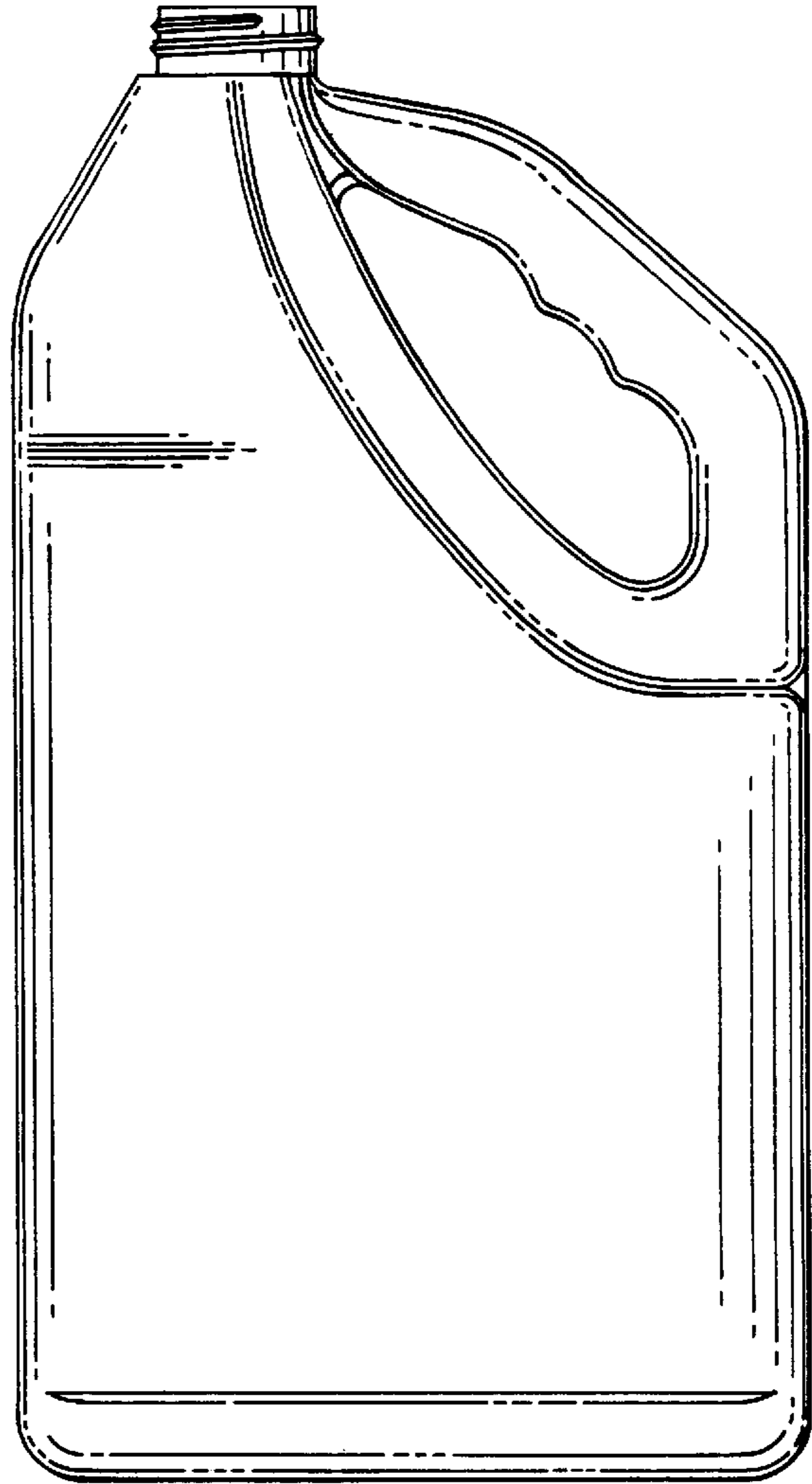


FIG. 5

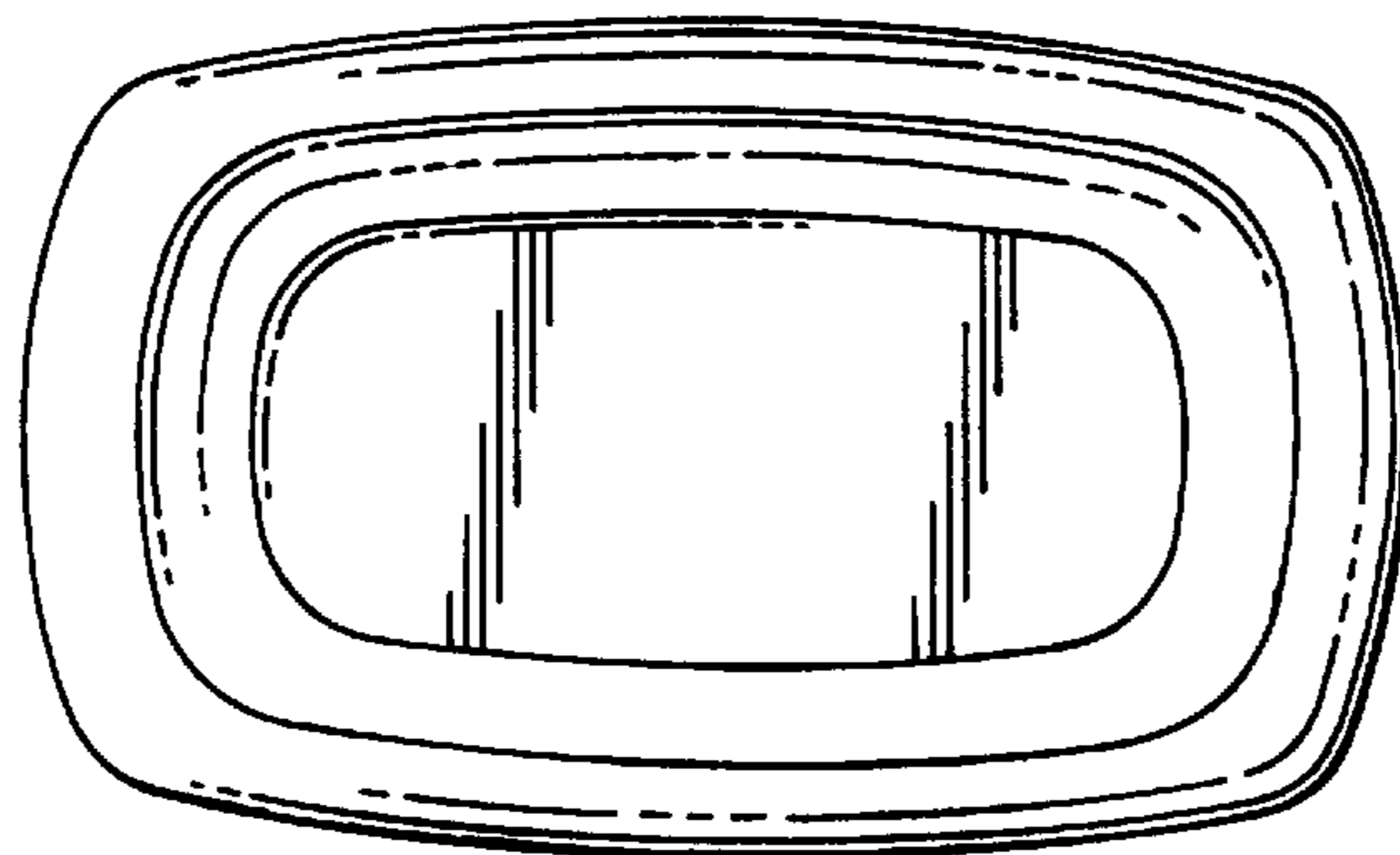


FIG. 6

FIG. 7


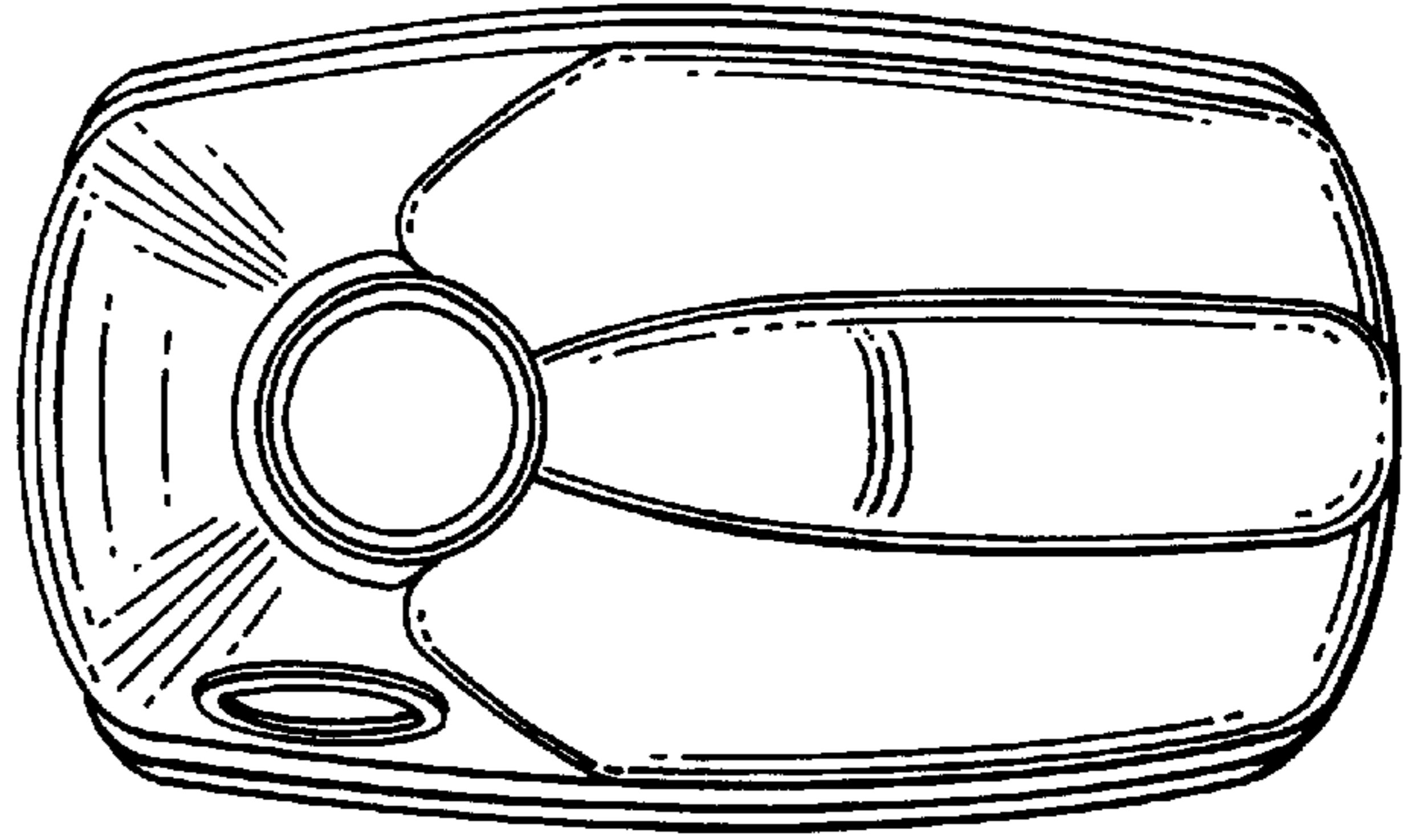


FIG. 9

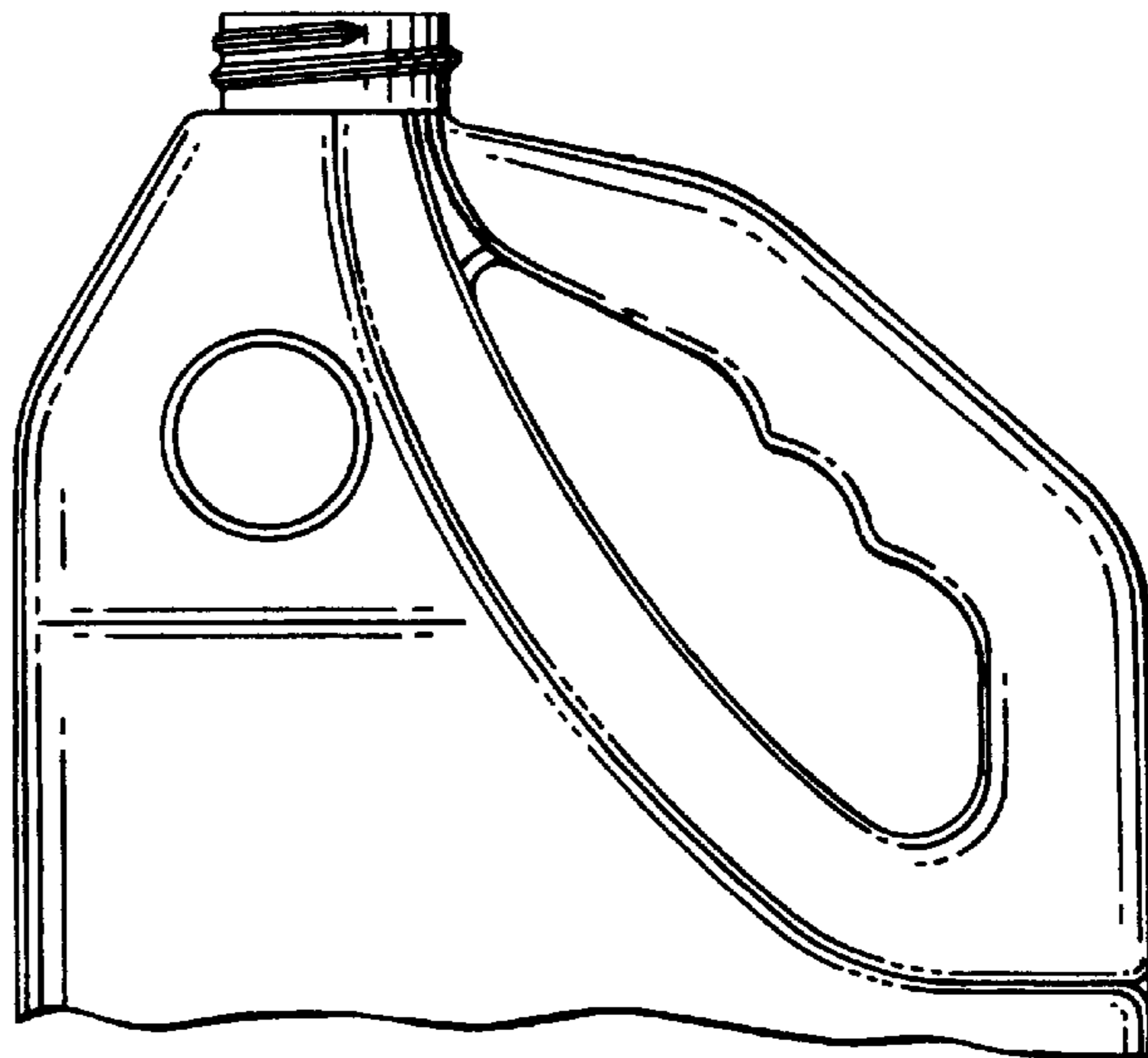


FIG. 8

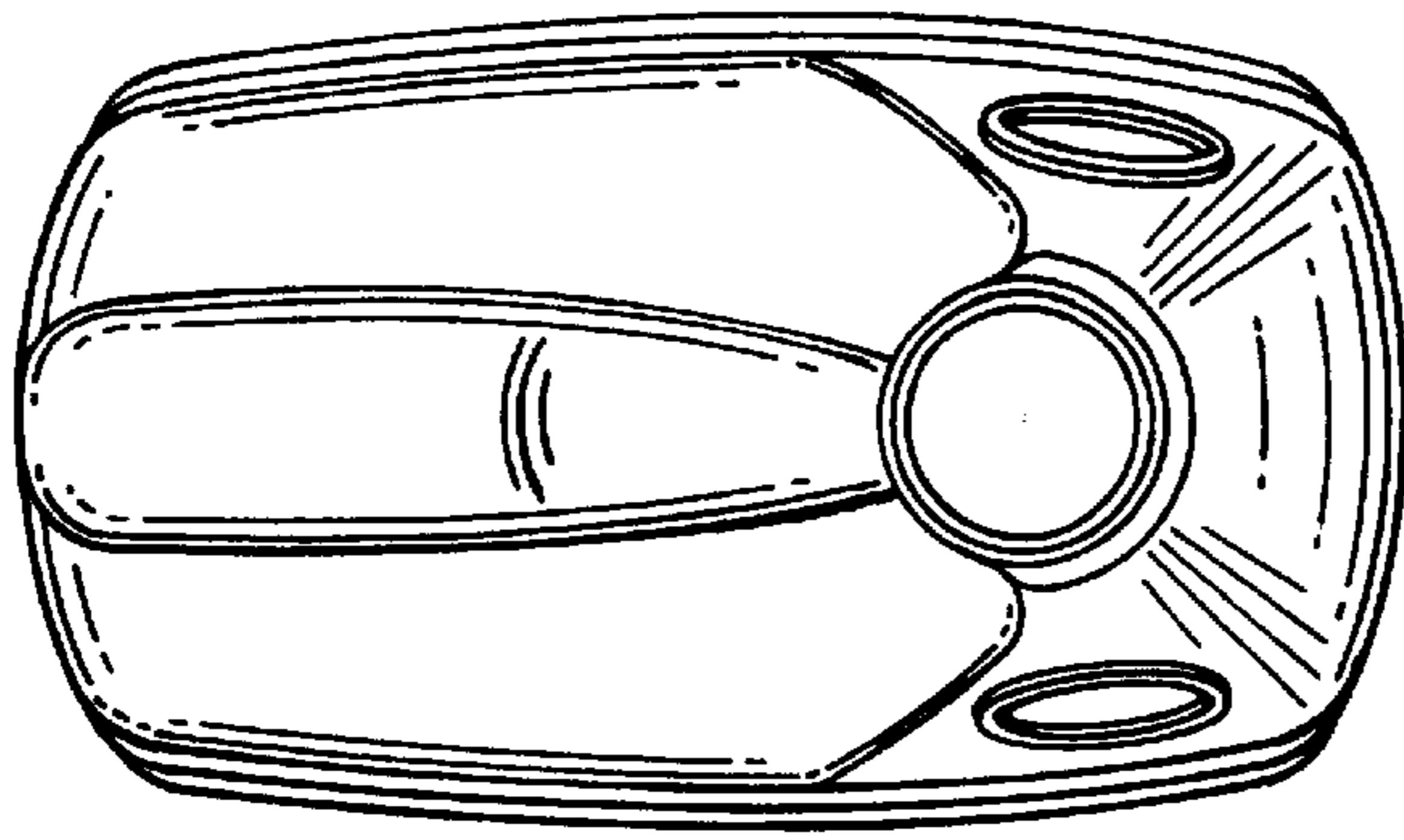


FIG. 10

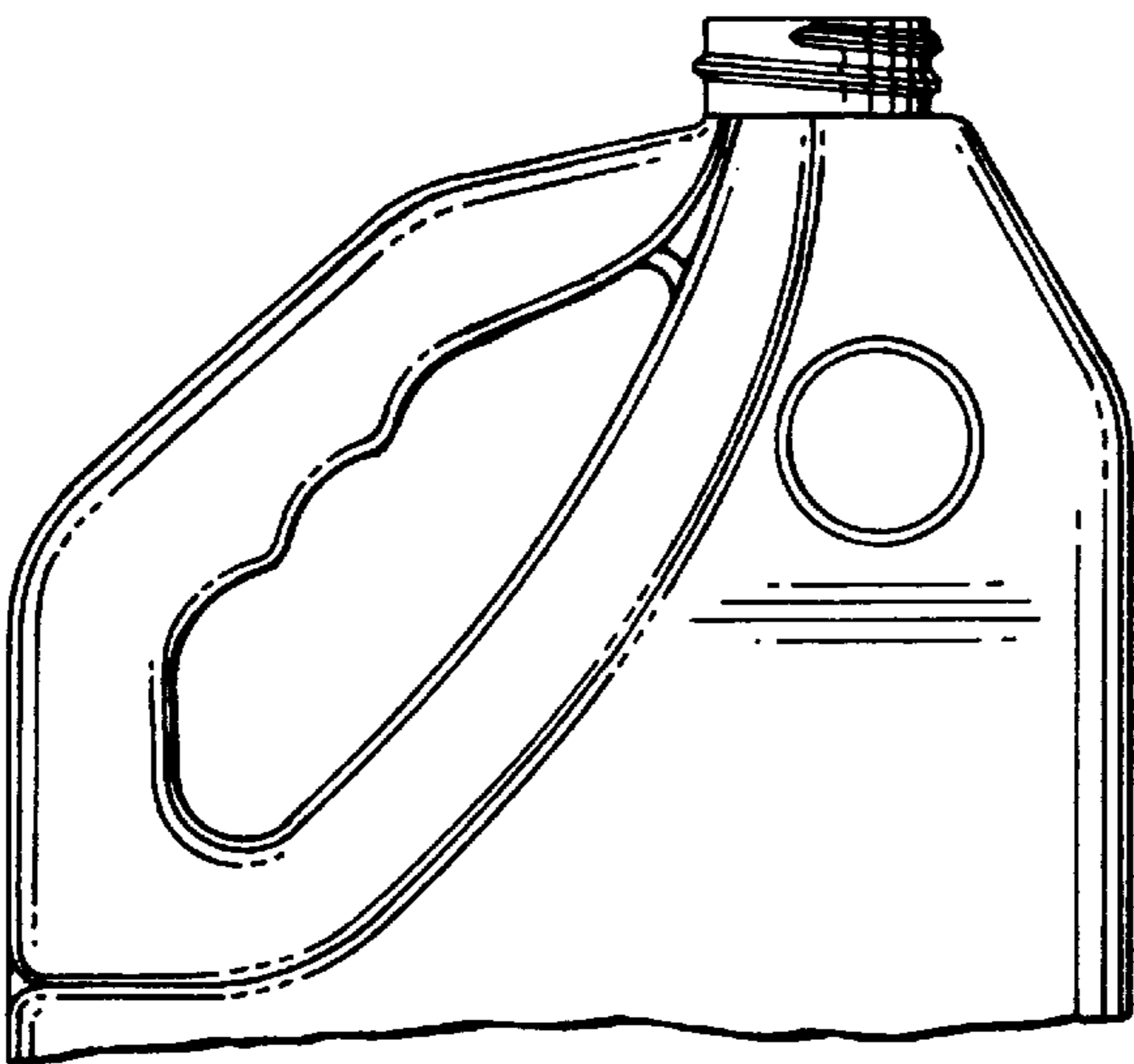


FIG. 11

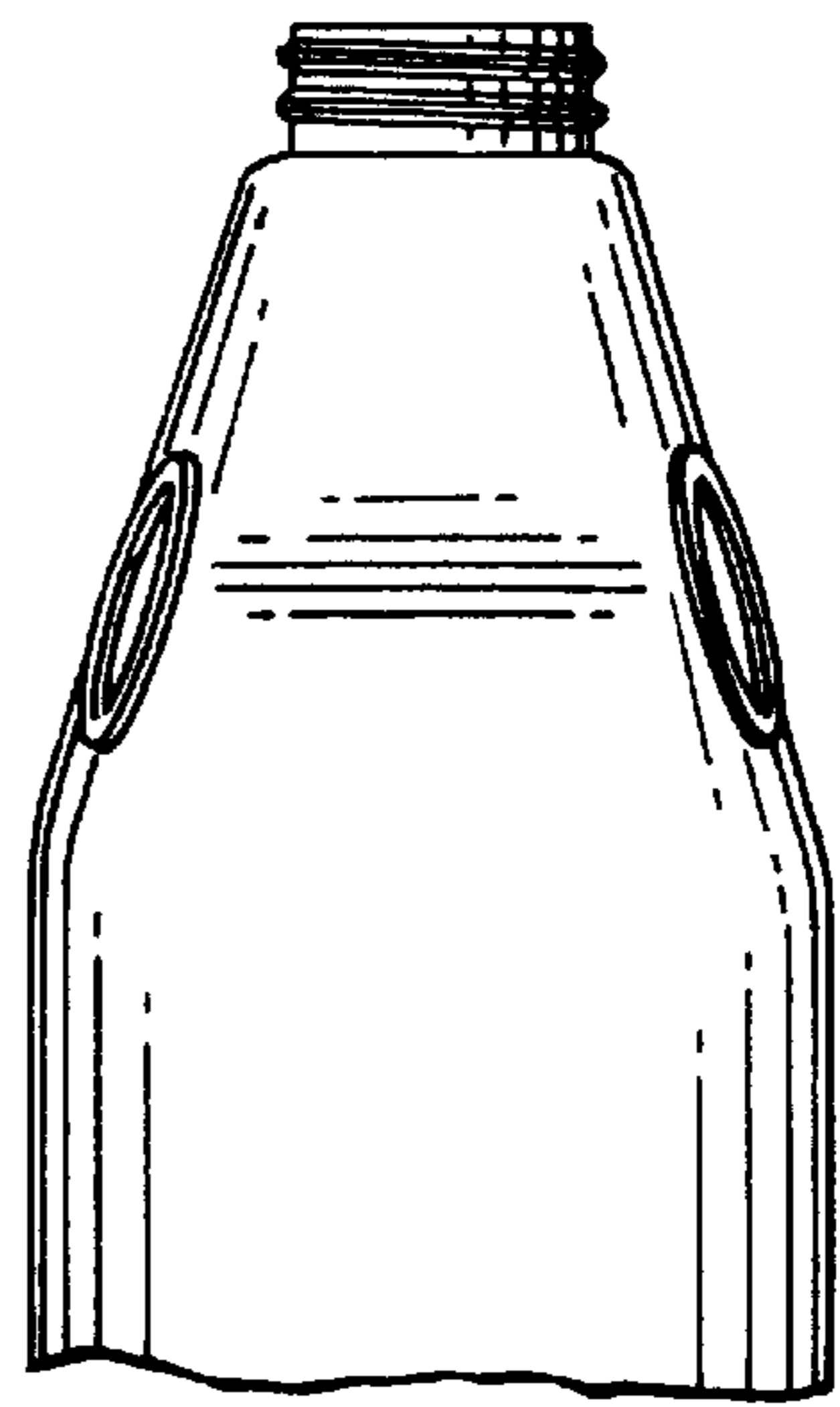


FIG. 12