



US00D417616S

United States Patent [19] Conway

[11] Patent Number: Des. 417,616

[45] Date of Patent: ** Dec. 14, 1999

[54] BLANK FOR USE AS A HOLDER

[76] Inventor: Ashley Conway, Apartment 24, 1 St Kilda Road, St Kilda 3182, Victoria, Australia

[**] Term: 14 Years

[21] Appl. No.: 29/079,185

[22] Filed: Nov. 17, 1997

[30] Foreign Application Priority Data

May 22, 1997 [AU] Australia 1607/1997

[51] LOC (6) Cl. 09-03

[52] U.S. Cl. D9/433; D9/414

[58] Field of Search D9/337, 341, 345-347, D9/414, 432-433, 456-457, 499; 229/89-90, 93, 116.1, 125.04, 198.2

[56] References Cited

U.S. PATENT DOCUMENTS

| | | | | |
|------------|---------|-------------|-------|--------|
| Re. 9,948 | 11/1881 | Long | | 229/90 |
| D. 106,202 | 9/1937 | Kane | | D9/414 |
| D. 330,512 | 10/1992 | Ryberg | | D9/414 |
| 969,367 | 9/1910 | Hamilton | | 229/93 |
| 1,212,793 | 1/1917 | March | | 229/90 |
| 1,745,341 | 1/1930 | Schoettle | | 229/93 |
| 2,047,790 | 7/1936 | Mascarenhas | | 229/93 |
| 2,244,222 | 6/1941 | Slootsky | | 229/93 |
| 3,305,161 | 2/1967 | Offer | | 229/93 |

| | | | | |
|-----------|---------|----------|-------|-----------|
| 3,476,240 | 11/1969 | Howell | | 229/93 |
| 4,505,424 | 3/1985 | Chappars | | 229/93 |
| 4,846,394 | 7/1989 | Swanson | | 229/93 |
| 4,911,685 | 3/1990 | Hucks | | 229/93 |
| 5,328,732 | 7/1994 | Renna | | 229/93 |
| 5,518,168 | 5/1996 | Mayer | | 229/198.2 |

Primary Examiner—Ted Shooman
Assistant Examiner—Carol Rademaker
Attorney, Agent, or Firm—Shlesinger, Arkwright & Garvey LLP

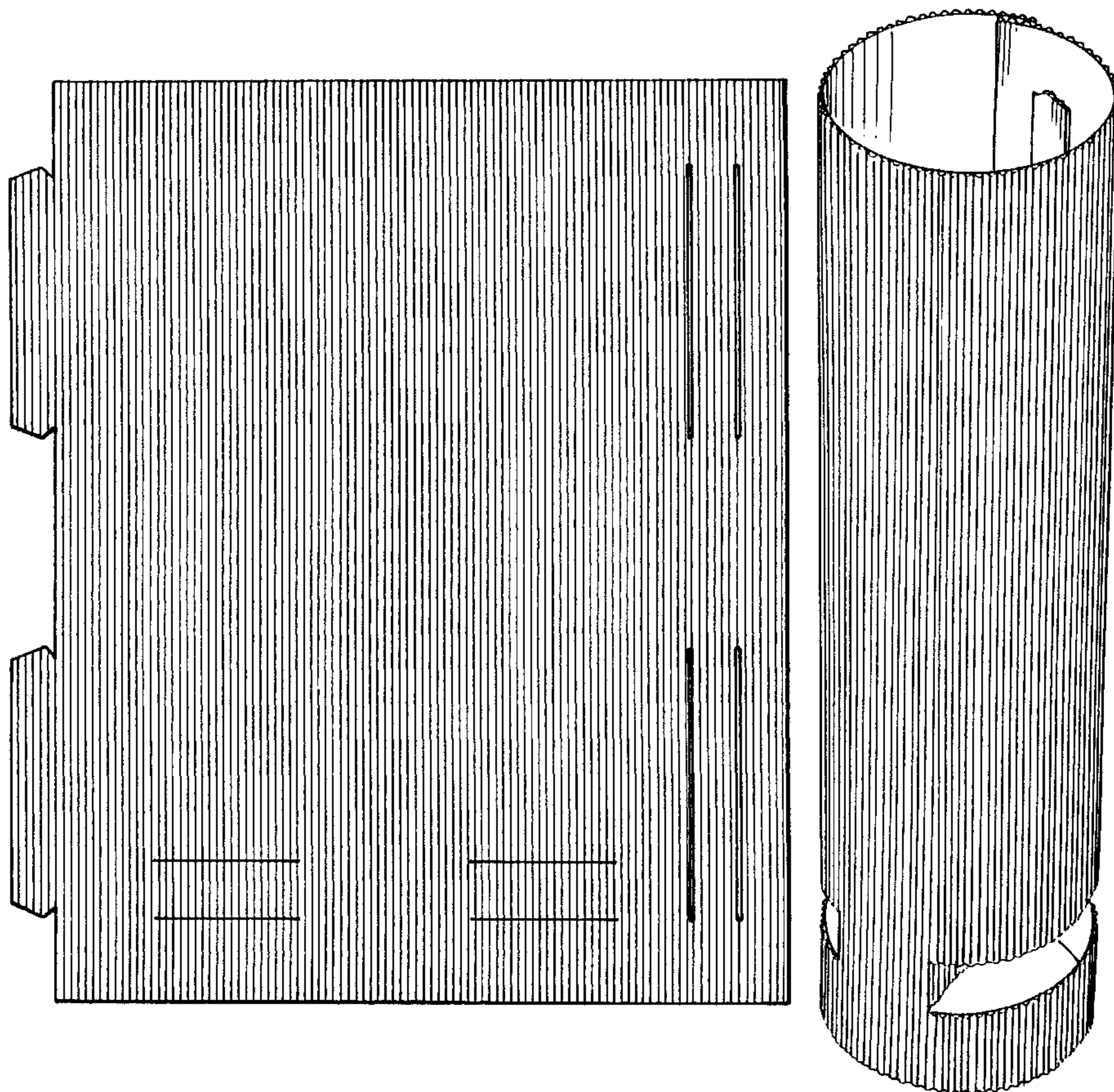
[57] CLAIM

The ornamental design for a blank for use as a holder, as shown and described.

DESCRIPTION

FIG. 1 is a top view of a blank for use as a holder;
FIG. 2 is an end view of FIG. 1;
FIG. 3 is a bottom plan view of the first and second embodiments thereof;
FIG. 4 is a perspective view of FIG. 1 in its assembled condition;
FIG. 5 is an enlarged end view of FIG. 4;
FIG. 6 is a top view of a second embodiment of a blank for use as a holder;
FIG. 7 is an end view of FIG. 6;
FIG. 8 is a perspective view of FIG. 6 in its assembled condition; and,
FIG. 9 is an enlarged end view of FIG. 8.

1 Claim, 5 Drawing Sheets



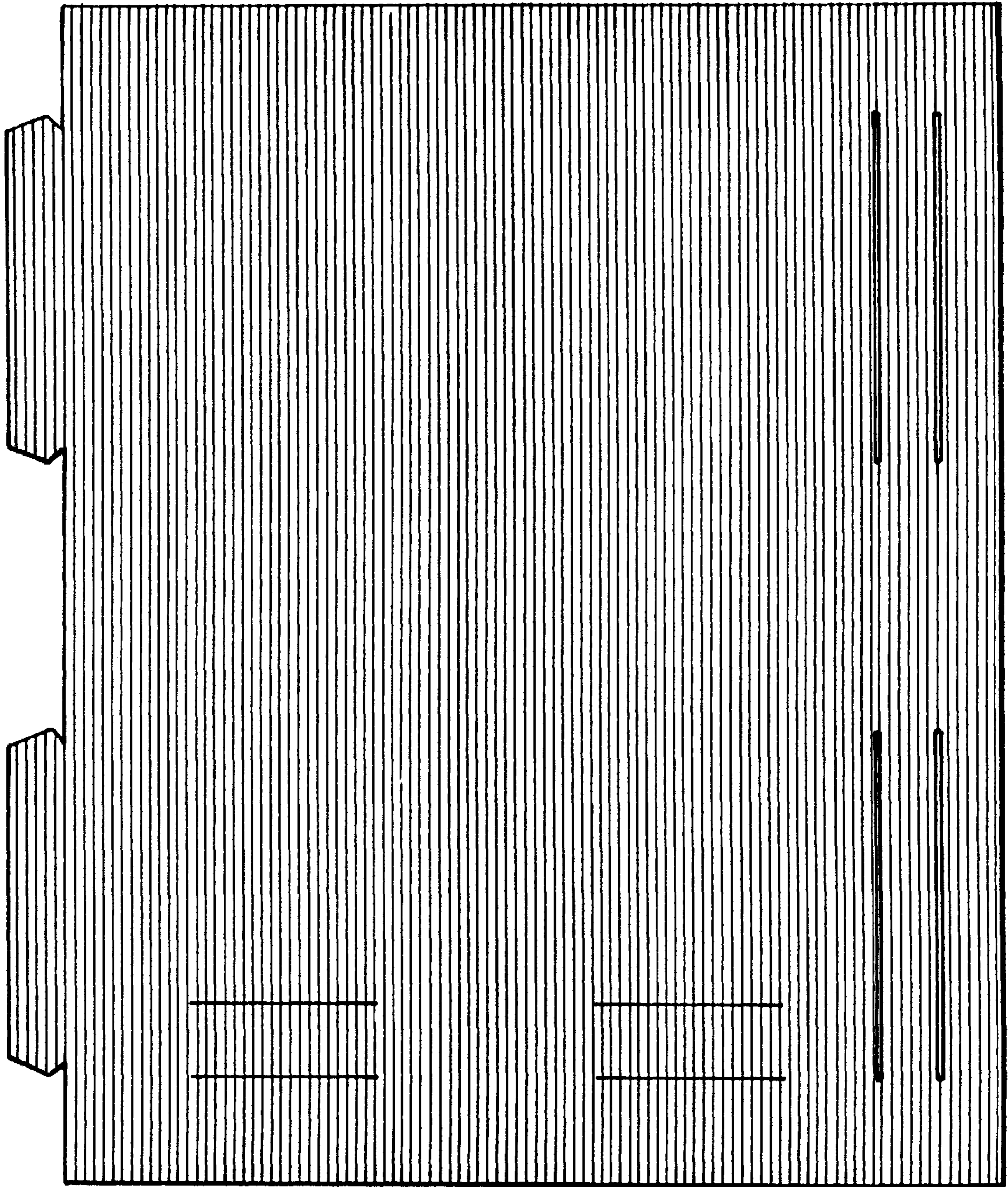


FIG. 1.

FIG. 2.




FIG. 3.




FIG. 4.

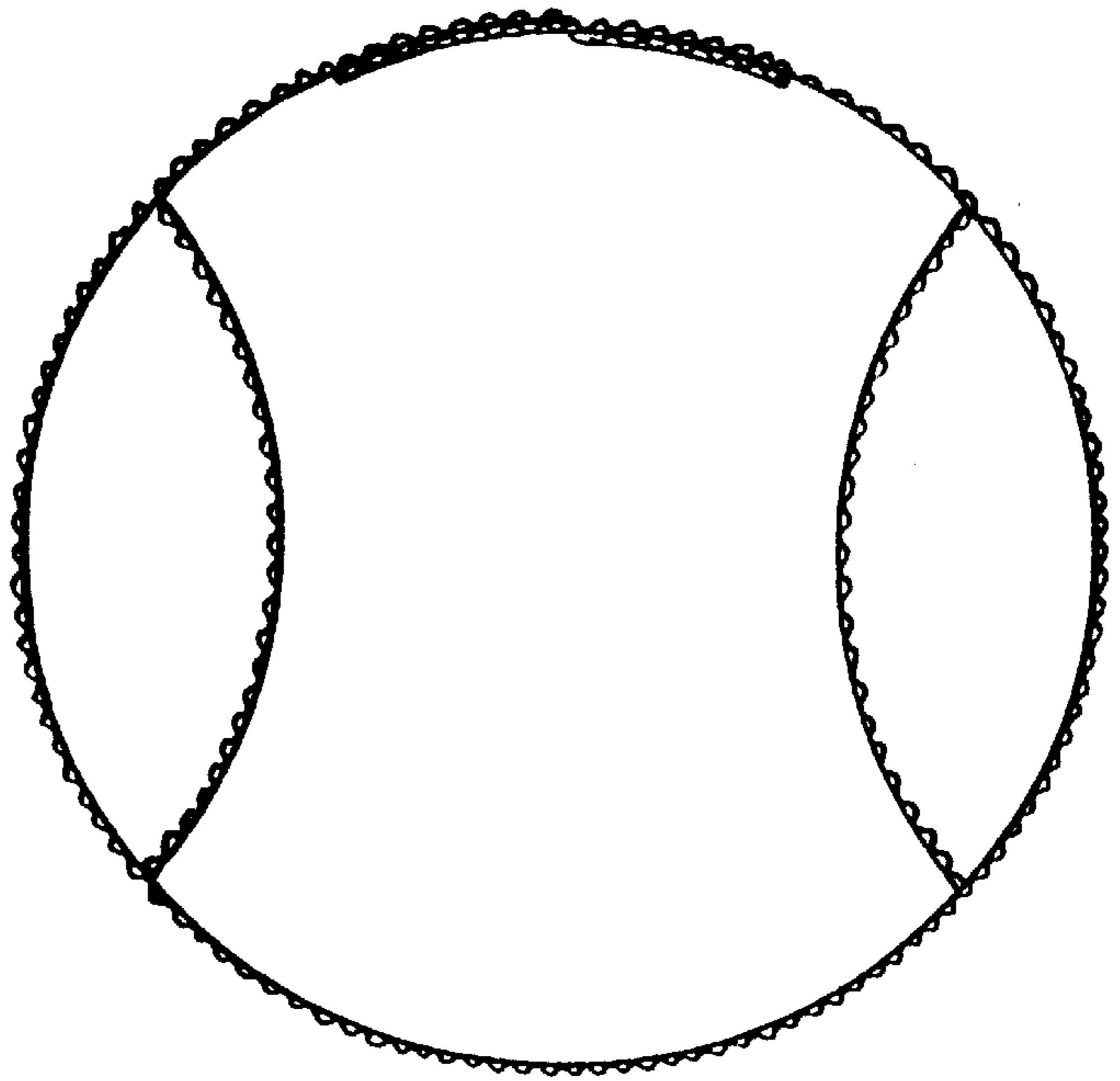


FIG. 5.


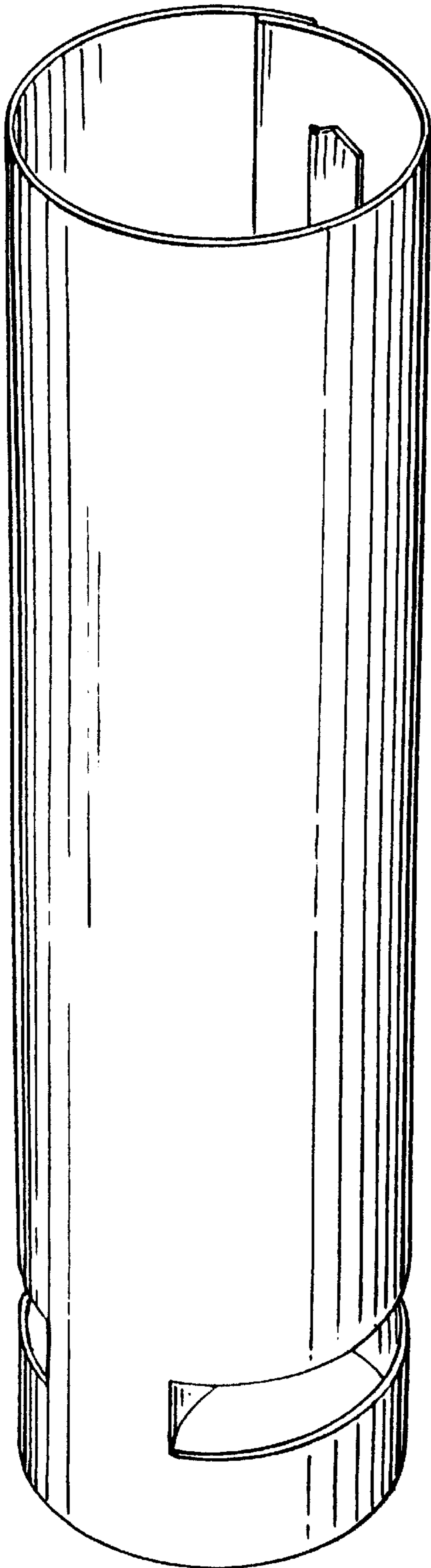



FIG. 6.

FIG. 7.



III. 8 .



III. 9 .