



US00D417600S

United States Patent [19] Heatwole

[11] **Patent Number: Des. 417,600**

[45] **Date of Patent: ** Dec. 14, 1999**

[54] **STUD HANDLE**

4,621,791 11/1986 Staskiewicz 254/17
5,382,000 1/1995 Rossman 254/17

[76] Inventor: **George J. Heatwole**, 1010 Kofa Ct.,
Yuma, Ariz. 85365

Primary Examiner—Philip S. Hyder
Attorney, Agent, or Firm—Meschkow & Gresham, P.L.C.;
Lowell W. Gresham; Jordan M. Meschkow

[**] Term: **14 Years**

[21] Appl. No.: **29/083,101**

[57] **CLAIM**

[22] Filed: **Jan. 21, 1998**

The ornamental design for a stud handle, as shown and described.

[51] **LOC (6) Cl. 08-05**

DESCRIPTION

[52] **U.S. Cl. D8/88**

[58] **Field of Search** D8/14, 88, 89;
254/17, 16, 15, 11; 7/166

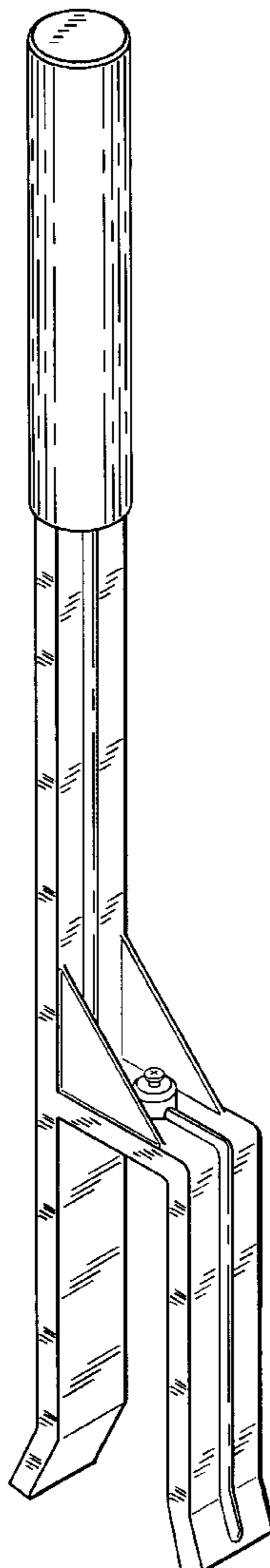
FIG. 1 is a perspective view of a stud handle, showing my new design therefor;
FIG. 2 is a right side elevation view;
FIG. 3 is a left side elevation view;
FIG. 4 is a front side elevation view, it being understood that a rear side elevation view would be a mirror image of this front side elevation view;
FIG. 5 is a top plan view; and,
FIG. 6 is a bottom plan view.

[56] **References Cited**

U.S. PATENT DOCUMENTS

D. 275,446	9/1984	McSwain	D8/89
D. 351,326	10/1994	Schwengel	D8/88
D. 353,987	1/1995	Pasto	D8/88
2,718,374	9/1955	Kellenbarger	D8/88
4,493,477	1/1985	Greer	254/15

1 Claim, 2 Drawing Sheets



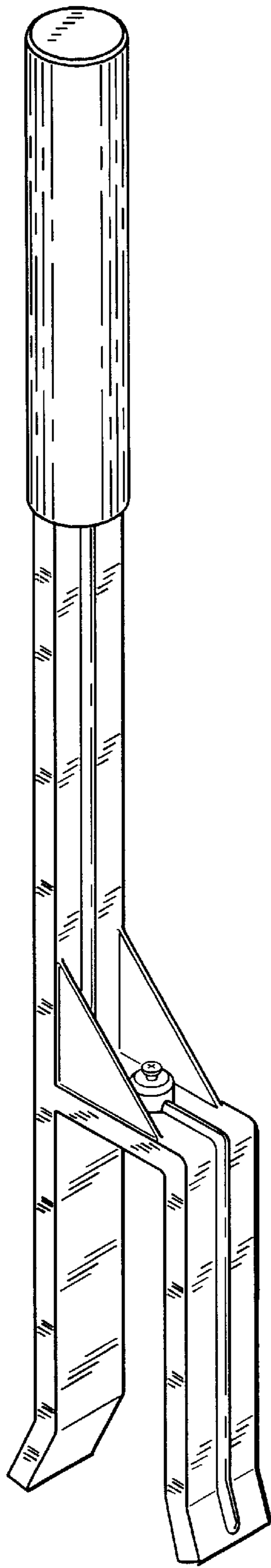


FIG. 1

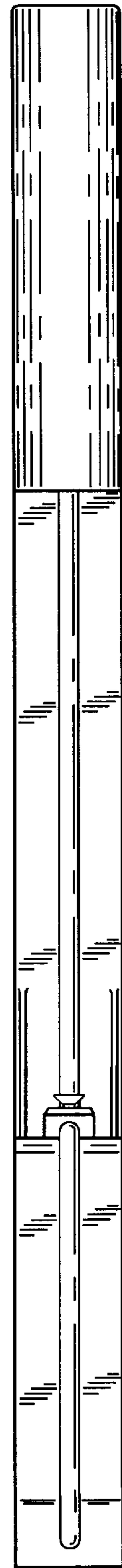


FIG. 2

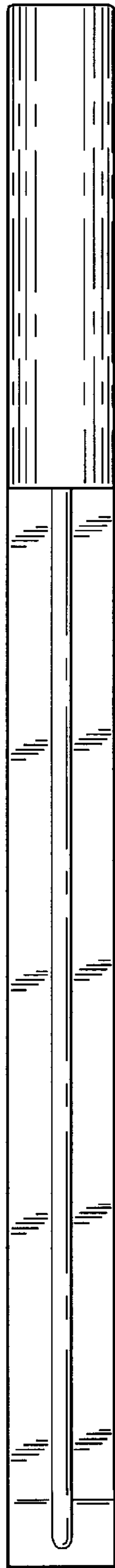


FIG. 3

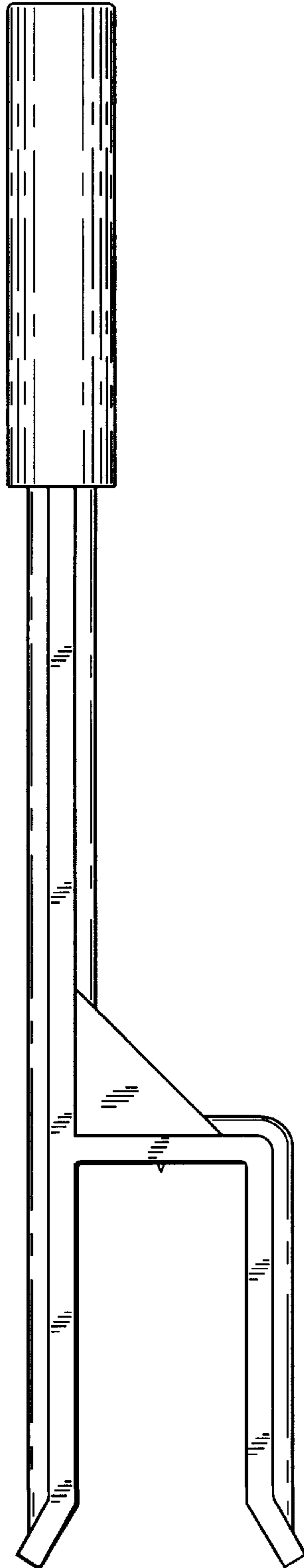


FIG. 4

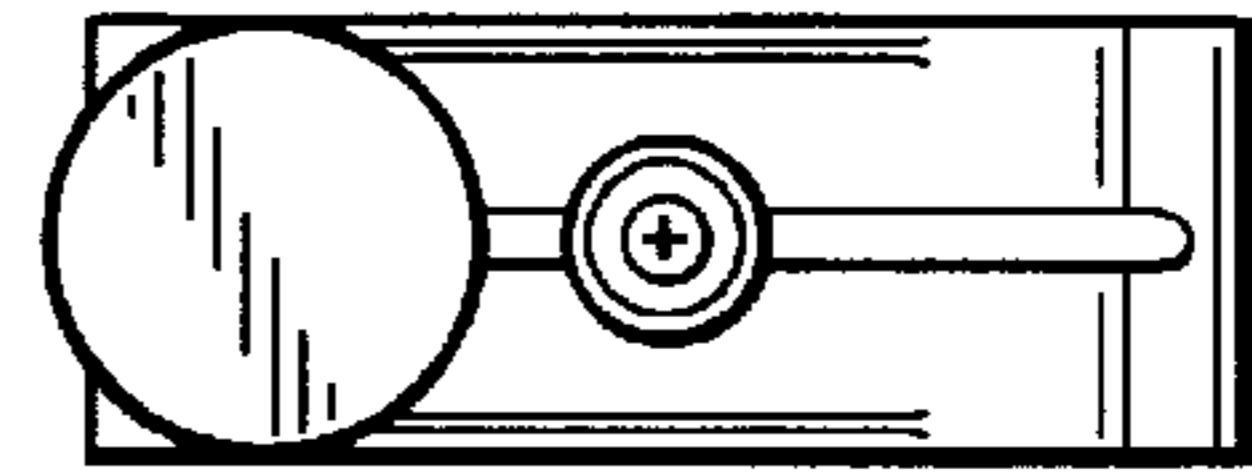


FIG. 5

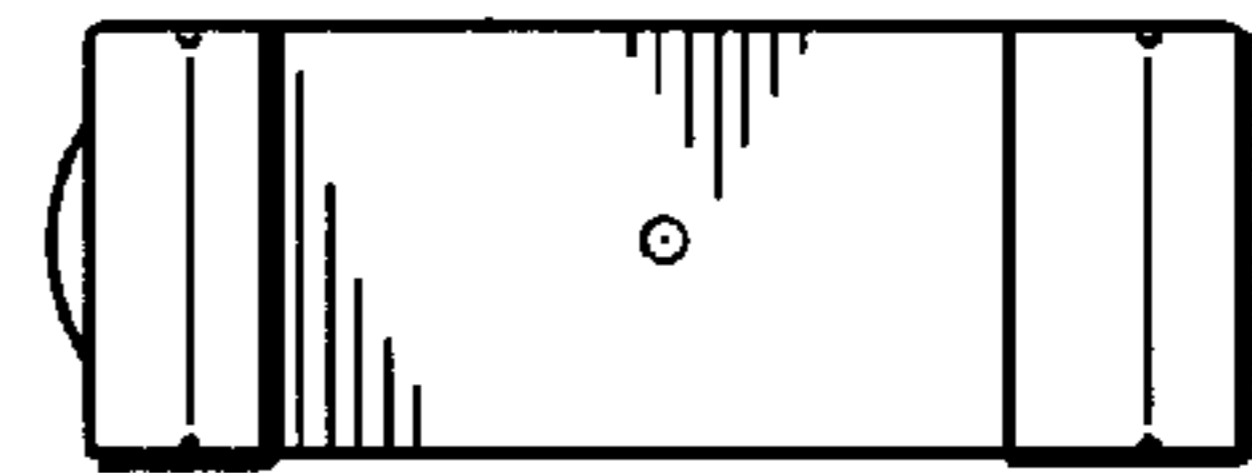


FIG. 6