



US00D417598S

United States Patent [19]

[11] Patent Number: Des. 417,598

Dibbern et al.

[45] Date of Patent: ** Dec. 14, 1999

[54] ROTATABLE CUTTING TOOL

[75] Inventors: **John E. Dibbern**, Street, Md.; **Daniel L. Krout**, New Freedom, Pa.

[73] Assignee: **Black & Decker Inc.**, Newark, Del.

[**] Term: **14 Years**

[21] Appl. No.: **29/101,052**

[22] Filed: **Feb. 24, 1999**

[51] LOC (6) Cl. **08-03**

[52] U.S. Cl. **D8/70**

[58] Field of Search D8/70; 83/835-855

7212119	3/1972	Germany .
2949990	6/1981	Germany .
83279679	1/1984	Germany .
207355	2/1984	Germany .
3804400	8/1989	Germany .
4017406	5/1991	Germany .
4106618	3/1992	Germany .
19681336	7/1998	Germany .
61-30349	2/1986	Japan .
61-228901	10/1986	Japan .
63-116221	7/1988	Japan .
63-161801	10/1988	Japan .
63-163901	10/1988	Japan .
63-163902	10/1988	Japan .
237522	10/1990	Japan .
578502	10/1993	Japan .
3002831	7/1994	Japan .
72003	1/1995	Japan .
10258401	9/1998	Japan .
376264	3/1964	Switzerland .
624328	6/1949	United Kingdom .

[56] References Cited

U.S. PATENT DOCUMENTS

D. 349,440	8/1994	Johnston .	
D. 349,441	8/1994	Johnston .	
D. 380,660	7/1997	Gakhar et al. .	
D. 382,786	8/1997	Achterberg et al. .	
D. 387,261	12/1997	Asada	D8/70
D. 392,864	3/1998	Koike et al. .	
1,947,662	2/1934	Robinson .	
2,572,042	10/1951	Martin .	
2,600,459	6/1952	Adams .	
2,649,868	8/1953	Gommel .	
2,822,648	2/1958	Metzger et al. .	
2,912,021	11/1959	Gommel .	
3,869,795	3/1975	Treace .	
3,897,020	7/1975	Knecht .	
3,937,408	2/1976	Buck .	
4,343,214	8/1982	Schädlich .	
4,428,120	1/1984	Kobayasji et al. .	
4,577,440	3/1986	Junker .	
4,589,458	5/1986	McCord, Jr. .	
4,730,952	3/1988	Wiley .	
5,058,909	10/1991	Rudolf et al. .	
5,157,873	10/1992	Rudolf et al. .	
5,303,688	4/1994	Chiuminata et al. .	
5,477,845	12/1995	Zuzelo .	
5,555,788	9/1996	Gakhar et al. .	
5,707,275	1/1998	Preis et al. .	

FOREIGN PATENT DOCUMENTS

0588483	8/1993	European Pat. Off. .
0836024	10/1997	European Pat. Off. .

OTHER PUBLICATIONS

U.S. Patent Application; Attorney Docket No. P-US-TN-1498, Filed Mar. 8, 1999, entitled Saw Blade and Mounting Device for the Same.

Primary Examiner—Antoine Duval Davis
Attorney, Agent, or Firm—Adan Ayala

[57] CLAIM

The ornamental design for a rotatable cutting tool, as shown and described.

DESCRIPTION

FIG. 1 is a front perspective view of a rotatable cutting tool, such as circular a saw blade;

FIG. 2 is a side elevational view thereof, taken from the side opposite that illustrated in FIG. 1;

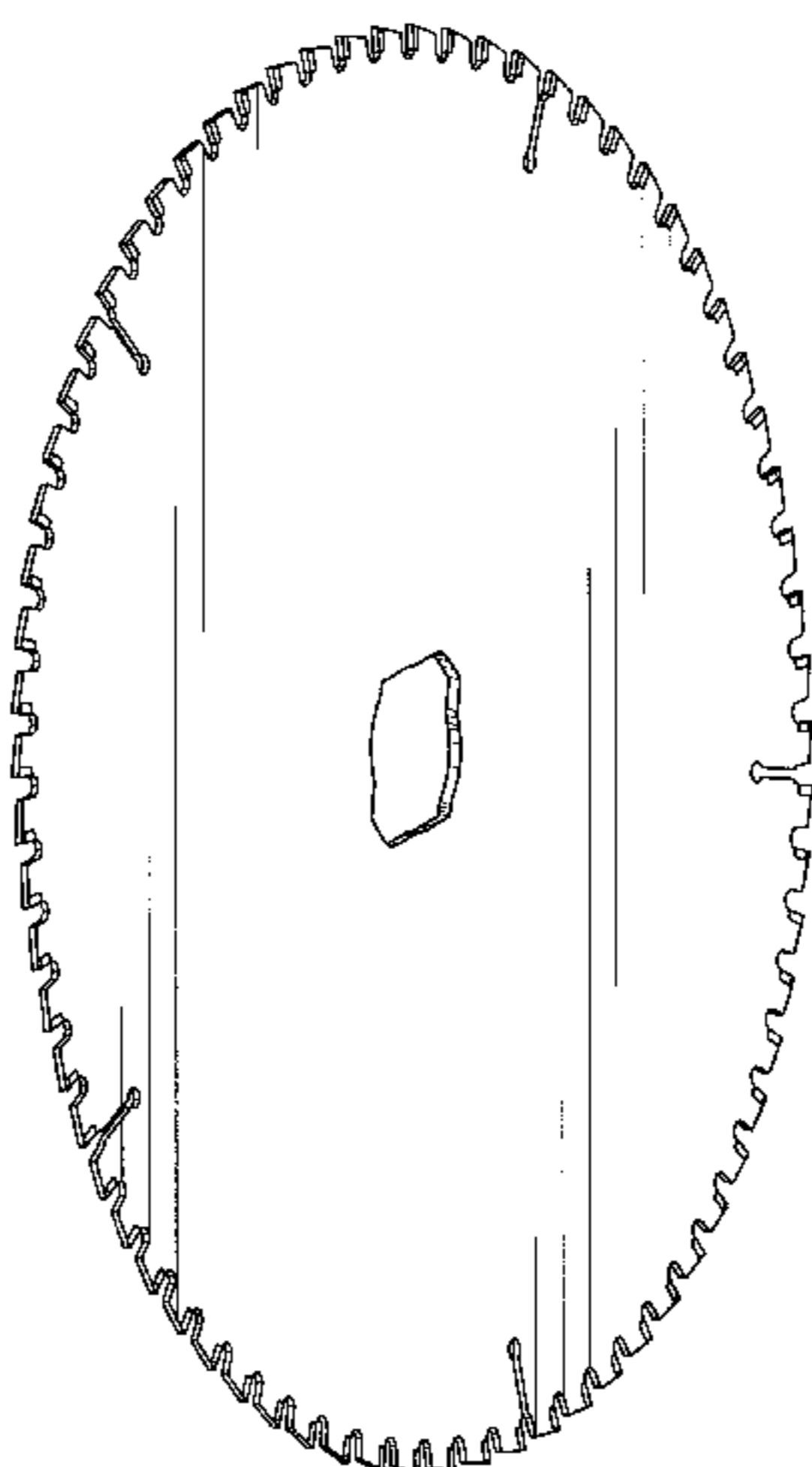
FIG. 3 is a side elevational view thereof, taken from the side illustrated in FIG. 1;

FIG. 4 is an elevational view along line IV—IV of FIG. 3; and,

FIG. 5 is an enlarged side elevational view of the rotatable cutting tool hole as shown in FIG. 2.

The views not shown in the drawings are not intended to be part of the claimed invention.

1 Claim, 4 Drawing Sheets



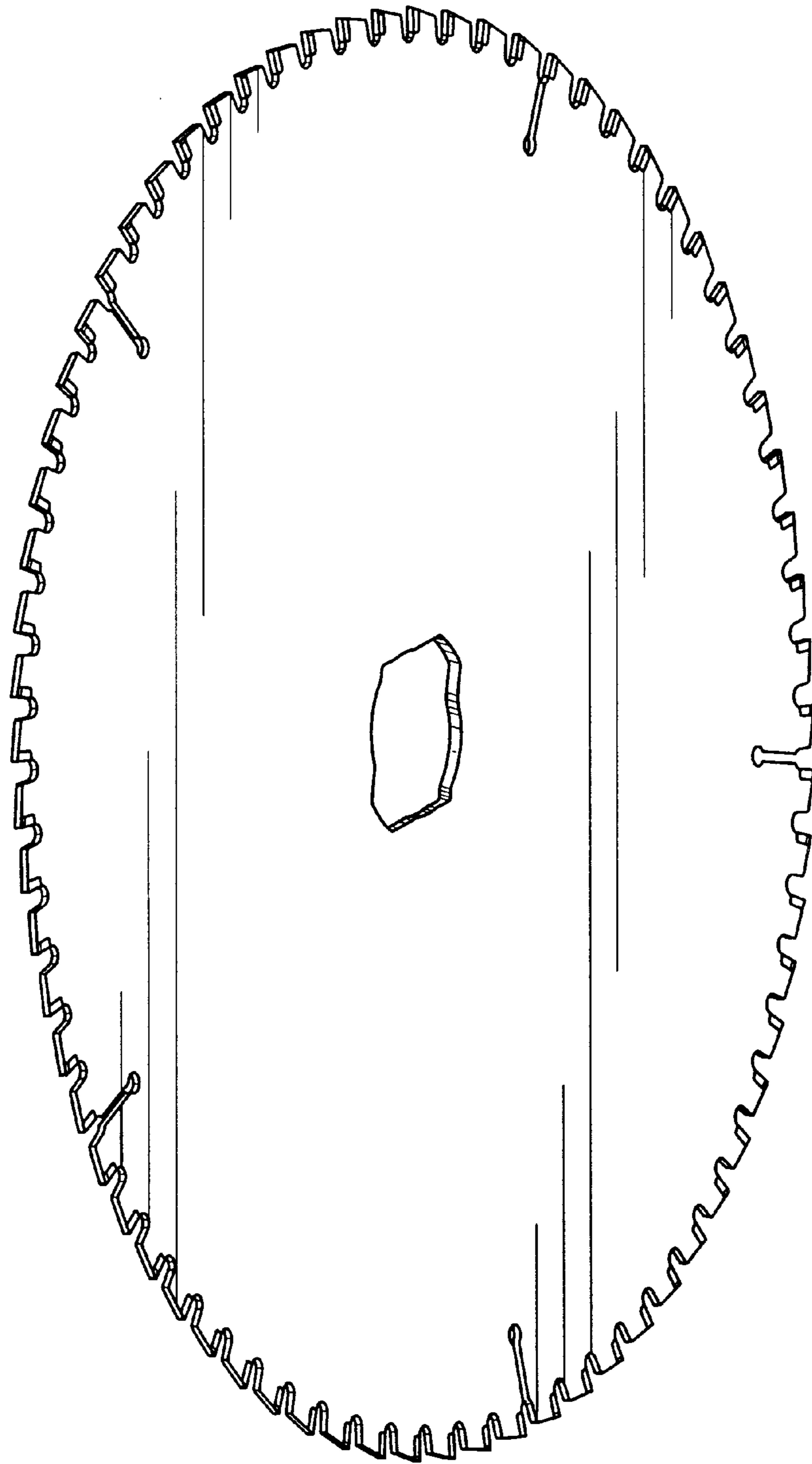


FIG. 1

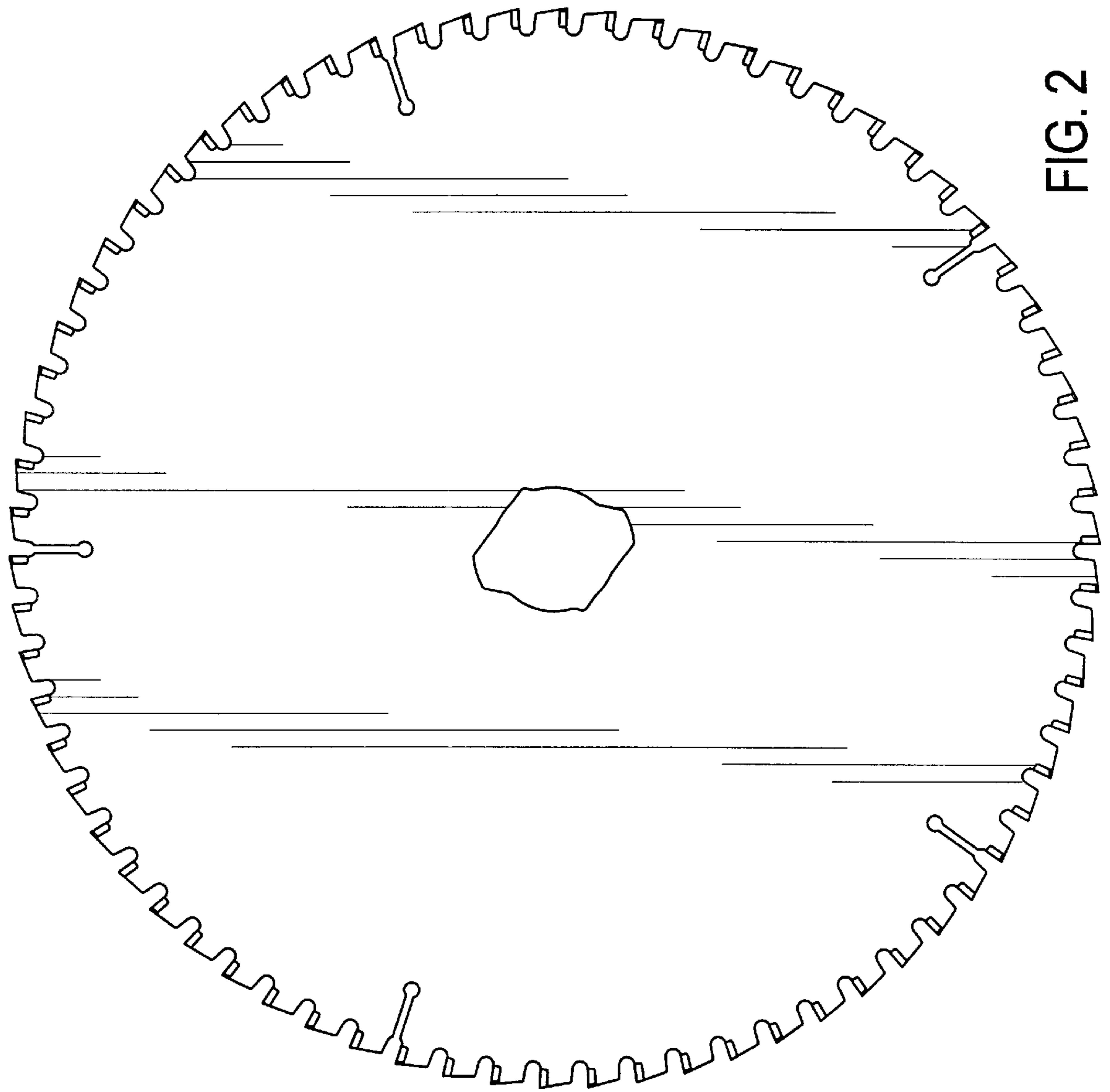


FIG. 2

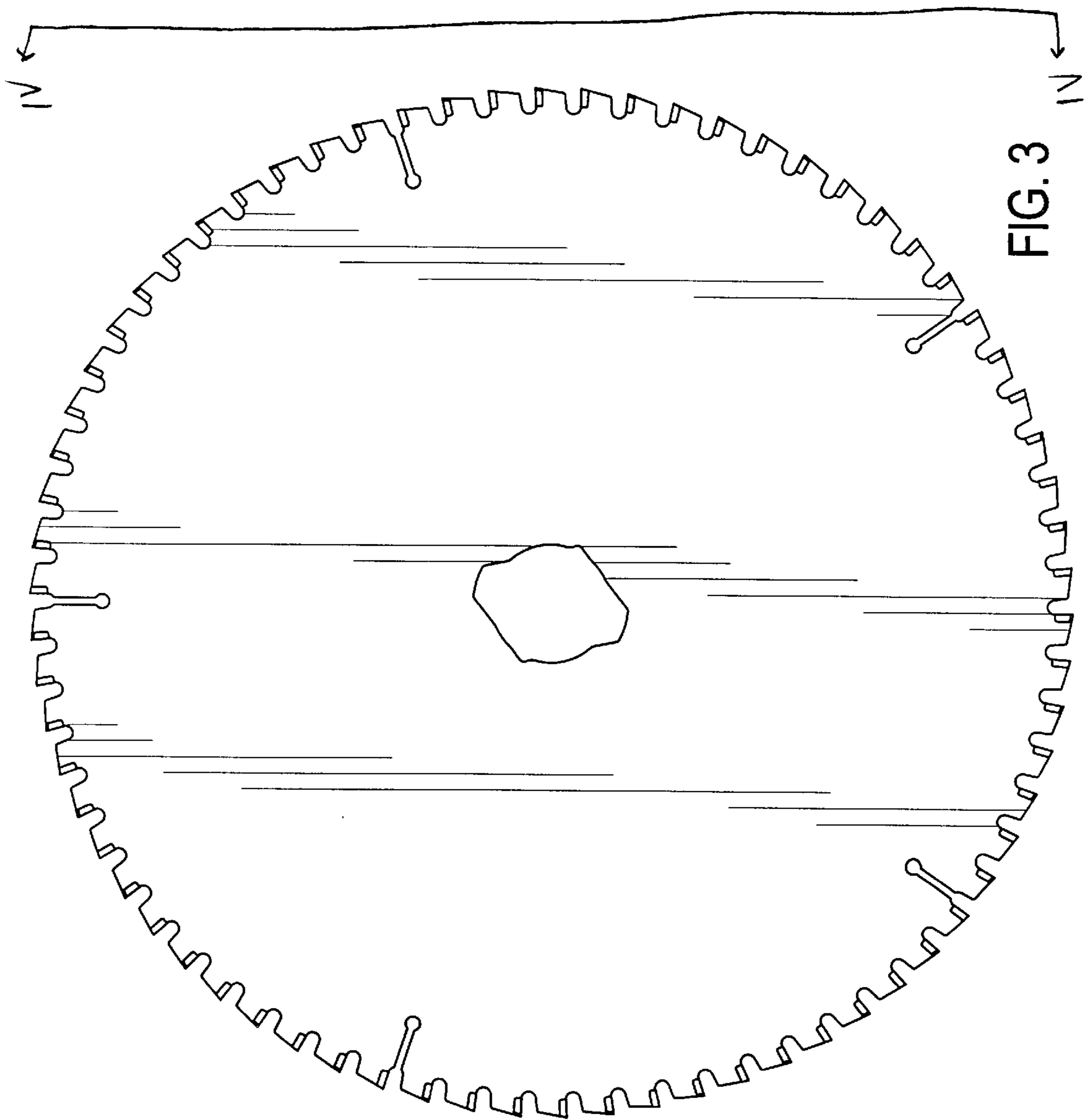


FIG. 4



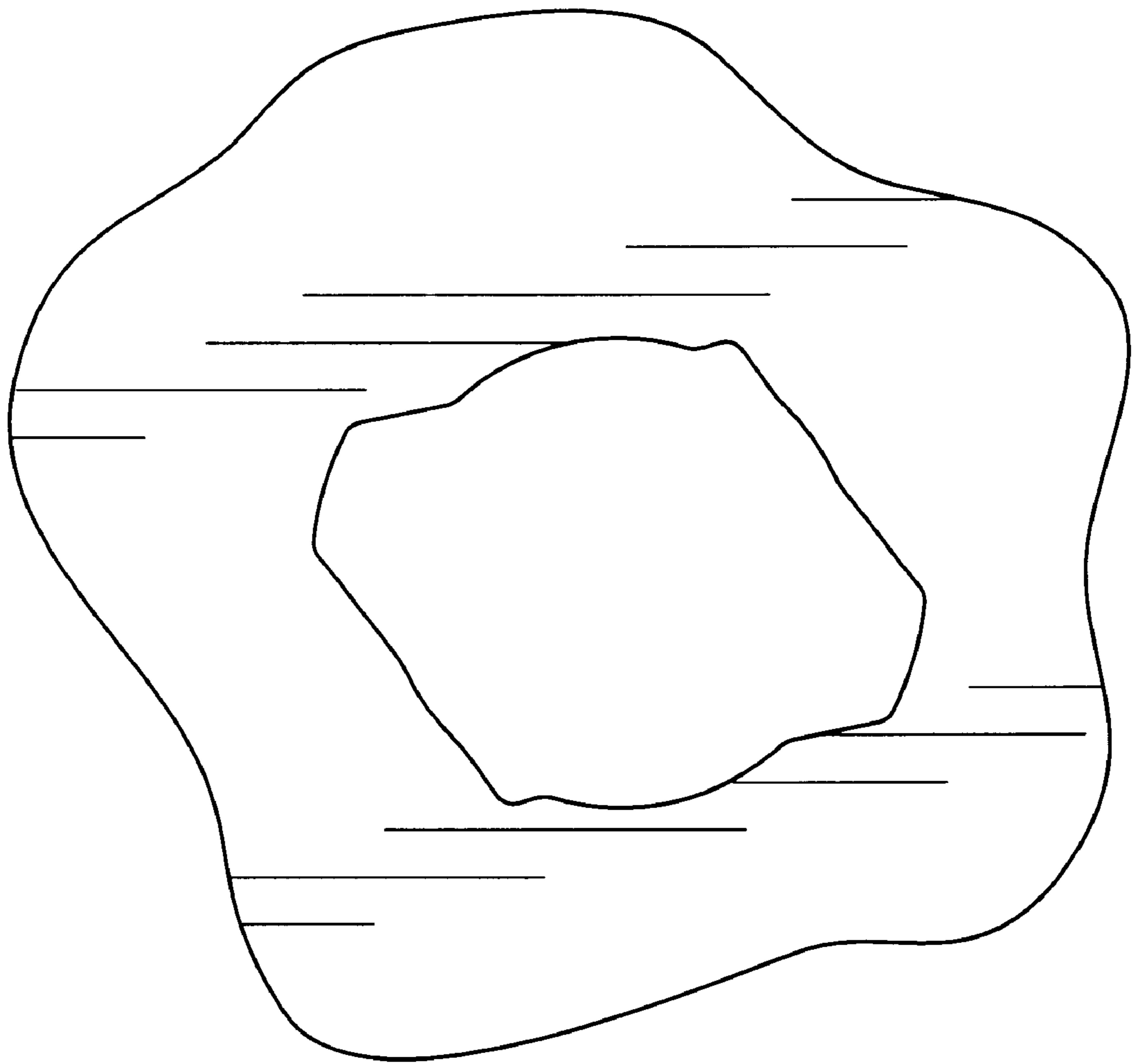


FIG. 5