



US00D417597S

United States Patent [19]
Sutliff et al.

[11] **Patent Number: Des. 417,597**

[45] **Date of Patent: ** Dec. 14, 1999**

[54] **CUTTING LINE FOR A TRIMMER**

D. 365,734 1/1996 Skinner D8/8
4,107,841 8/1978 Rebhun 30/276

[75] Inventors: **James W. Sutliff**, Utica; **Dallas W. Jones**, New Hartford, both of N.Y.

[73] Assignee: **Trim-A-Lawn Corporation**, Utica, N.Y.

[**] Term: **14 Years**

Primary Examiner—Holly Baynham
Attorney, Agent, or Firm—Shlesinger, Arkwright & Garvey LLP

[21] Appl. No.: **29/094,607**

[22] Filed: **Oct. 5, 1998**

[57] **CLAIM**

The ornamental design for a cutting line for a trimmer, as shown and described.

Related U.S. Application Data

DESCRIPTION

[62] Division of application No. 29/070,086, Apr. 28, 1997, Pat. No. Des. 399,104.

FIG. 1 is a perspective view of a cutting line for a trimmer according to the present invention;

[51] **LOC (6) Cl.** **08-05**

FIG. 2 is a top or bottom plan view thereof;

[52] **U.S. Cl.** **D8/8**

FIG. 3 is a side elevational view thereof and a mirror image of the opposite side thereof;

[58] **Field of Search** D8/8; 56/12.7, 56/12.6

FIG. 4 is a front elevational view thereof; and,

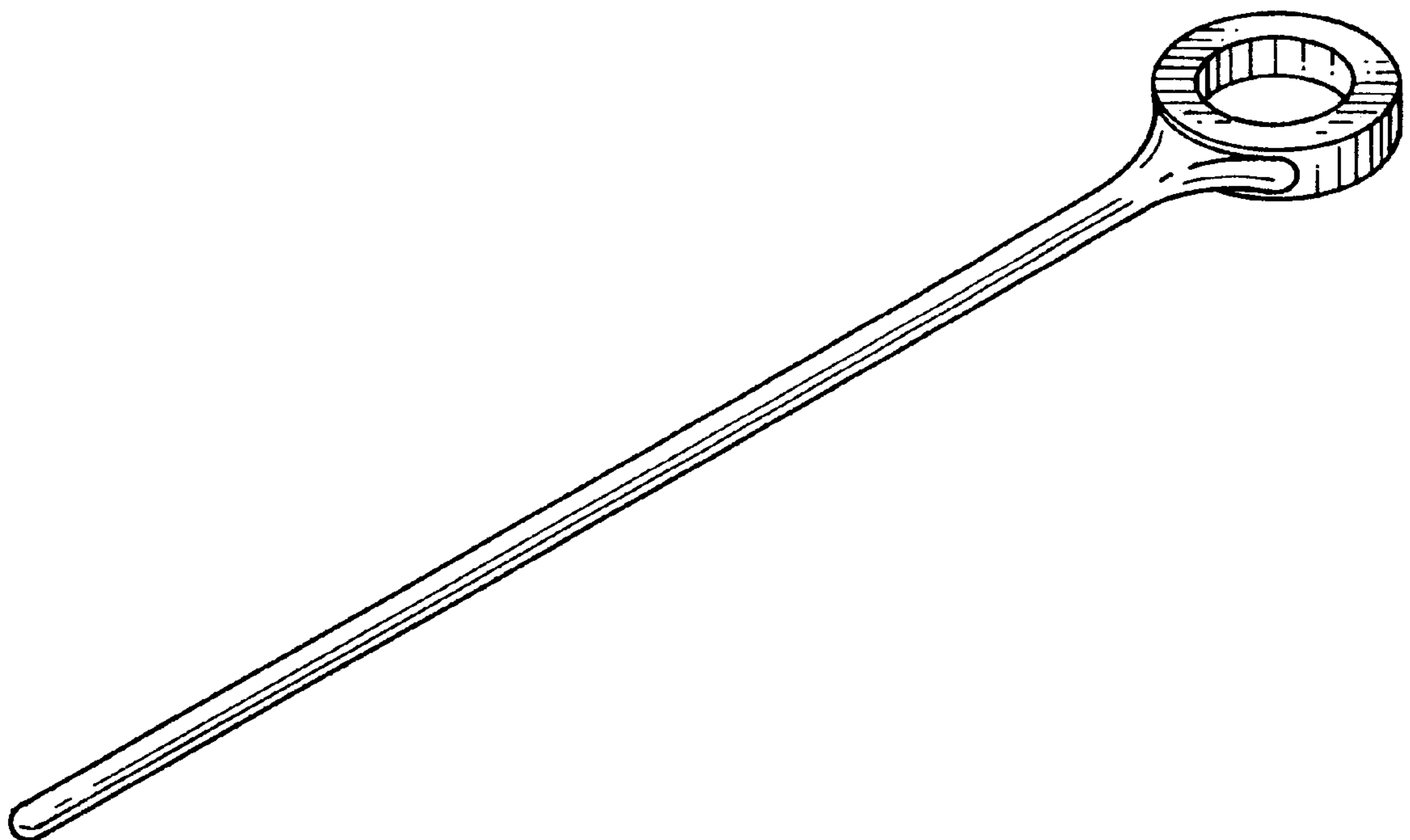
FIG. 5 is a rear elevational view thereof.

[56] **References Cited**

U.S. PATENT DOCUMENTS

D. 364,079 11/1995 Skinner D8/8

1 Claim, 1 Drawing Sheet



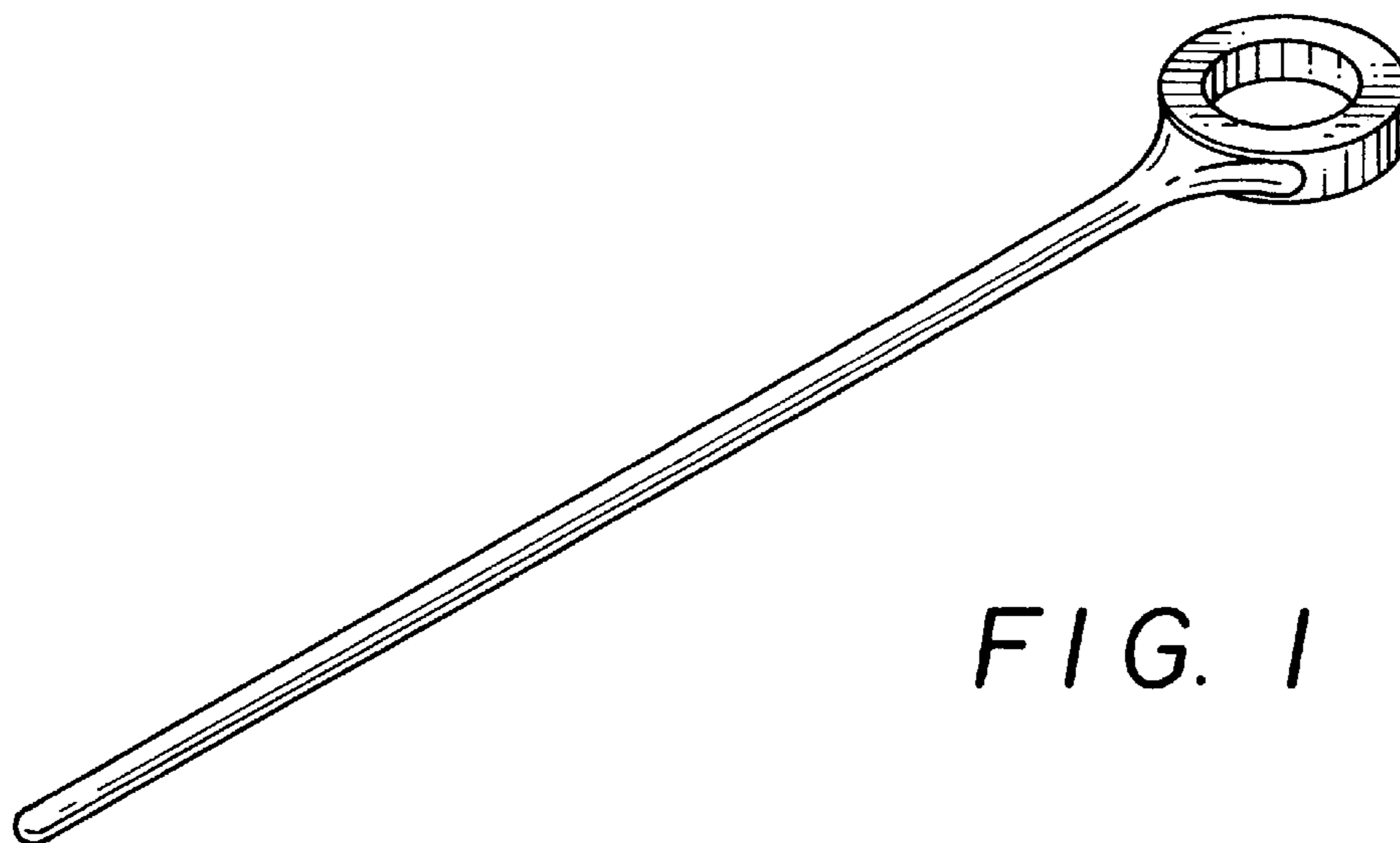


FIG. 1




FIG. 2

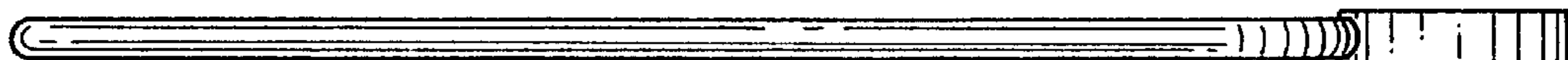


FIG. 3



FIG. 4

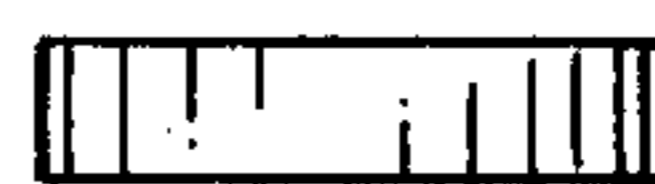


FIG. 5