



US00D417590S

# United States Patent [19] Kato

[11] Patent Number: **Des. 417,590**

[45] Date of Patent: **\*\* Dec. 14, 1999**

[54] **VACUUM BOTTLE**

[75] Inventor: **Rikiya Kato**, Tokyo, Japan

[73] Assignee: **Nippon Sanso Corporation**, Tokyo, Japan

[\*\*] Term: **14 Years**

[21] Appl. No.: **29/088,201**

[22] Filed: **May 18, 1998**

### [30] Foreign Application Priority Data

Nov. 19, 1997 [JP] Japan ..... 9-75627

[51] **LOC (6) Cl.** ..... **07-01**

[52] **U.S. Cl.** ..... **D7/510; D7/511; D7/608**

[58] **Field of Search** ..... D7/507, 509, 513, D7/510, 511, 608, 619, 622, 624, 523, 533, 536, 514, 515, 625, 512, 532, 602; 220/669, 737, 673, 675, 672, 715; 215/227; D9/523, 537, 556, 569, 502, 503

### [56] References Cited

#### U.S. PATENT DOCUMENTS

- D. 171,193 12/1953 Bramming ..... D7/608
- D. 181,489 11/1957 Ossman ..... D7/608
- D. 321,626 11/1991 Kouts ..... D7/510
- D. 337,273 7/1993 Thatcher ..... D7/510
- D. 339,068 9/1993 Bell et al. .... D9/502

- D. 340,518 10/1993 Stahmer, Jr. et al. .... D7/510 X
- D. 358,297 5/1995 Garneau ..... D7/510
- D. 359,196 6/1995 Nichols ..... D7/510
- D. 408,220 4/1999 Chomik ..... D7/510
- 5,635,229 6/1997 Ray ..... D7/510 X

*Primary Examiner*—M. N. Pandozzi  
*Attorney, Agent, or Firm*—Armstrong, Westerman, Hattori, McLeland & Naughton

### [57] CLAIM

I claim the ornamental design for the vacuum bottle, as shown and described.

### DESCRIPTION

FIG. 1 is a perspective view of a vacuum bottle showing my new design;  
 FIG. 2 is a front elevational view thereof, the opposite side being a mirror image thereof;  
 FIG. 3 is a top plan view thereof;  
 FIG. 4 is a bottom plan view thereof;  
 FIG. 5 is a right side elevational view thereof;  
 FIG. 6 is a left side elevational view thereof;  
 FIG. 7 is a cross-sectional view thereof taken along line 7—7 of FIG. 3;  
 FIG. 8 is a perspective view with spout cap removed and stopper closed thereof; and,  
 FIG. 9 is a perspective view with spout cap removed and stopper opened thereof.

**1 Claim, 5 Drawing Sheets**

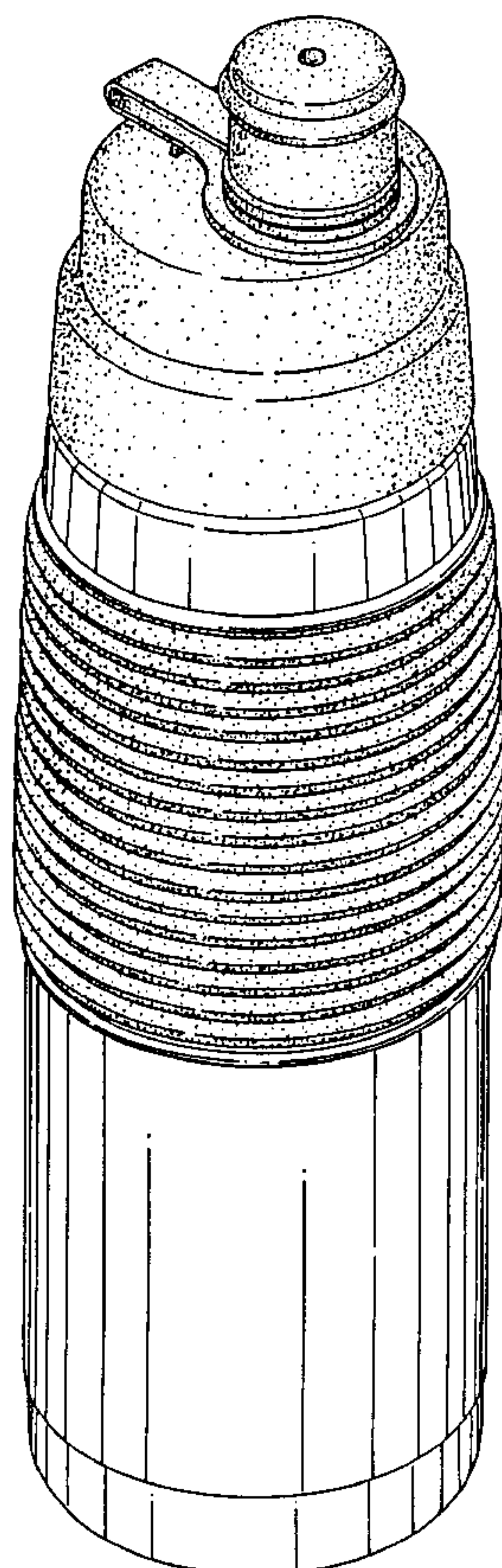


FIG. 1

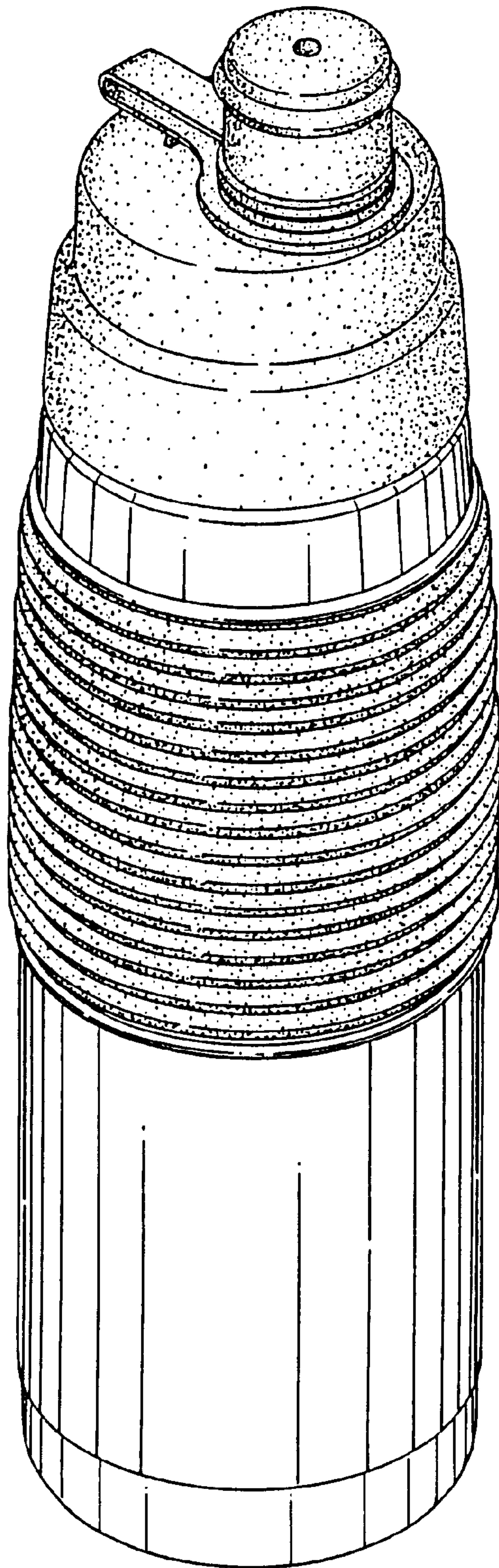




FIG. 2

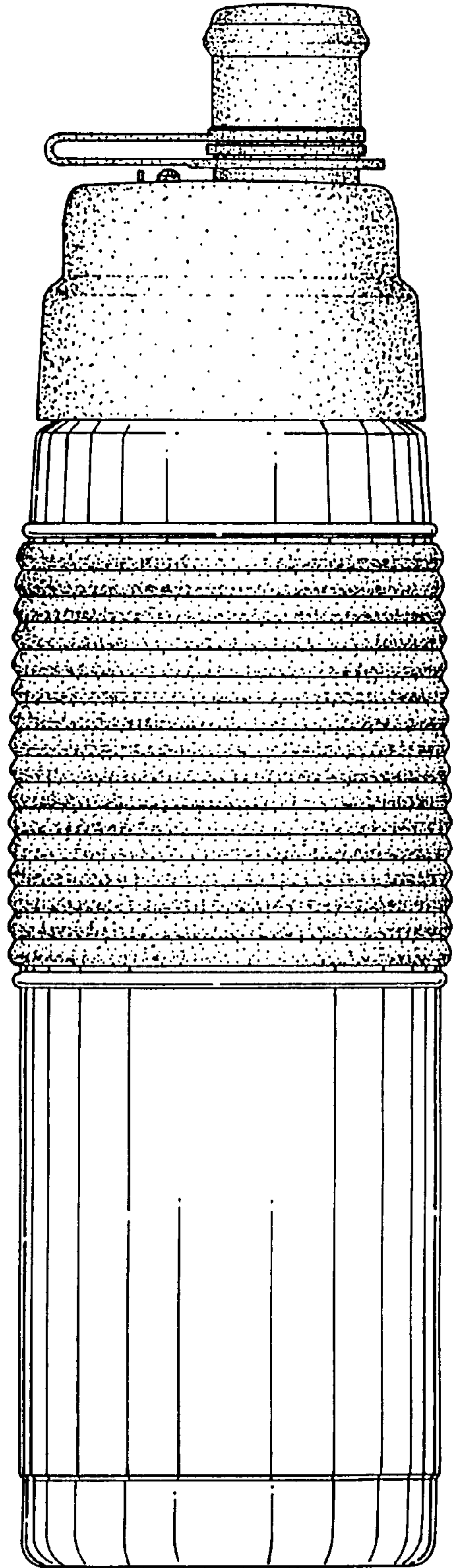


FIG. 3

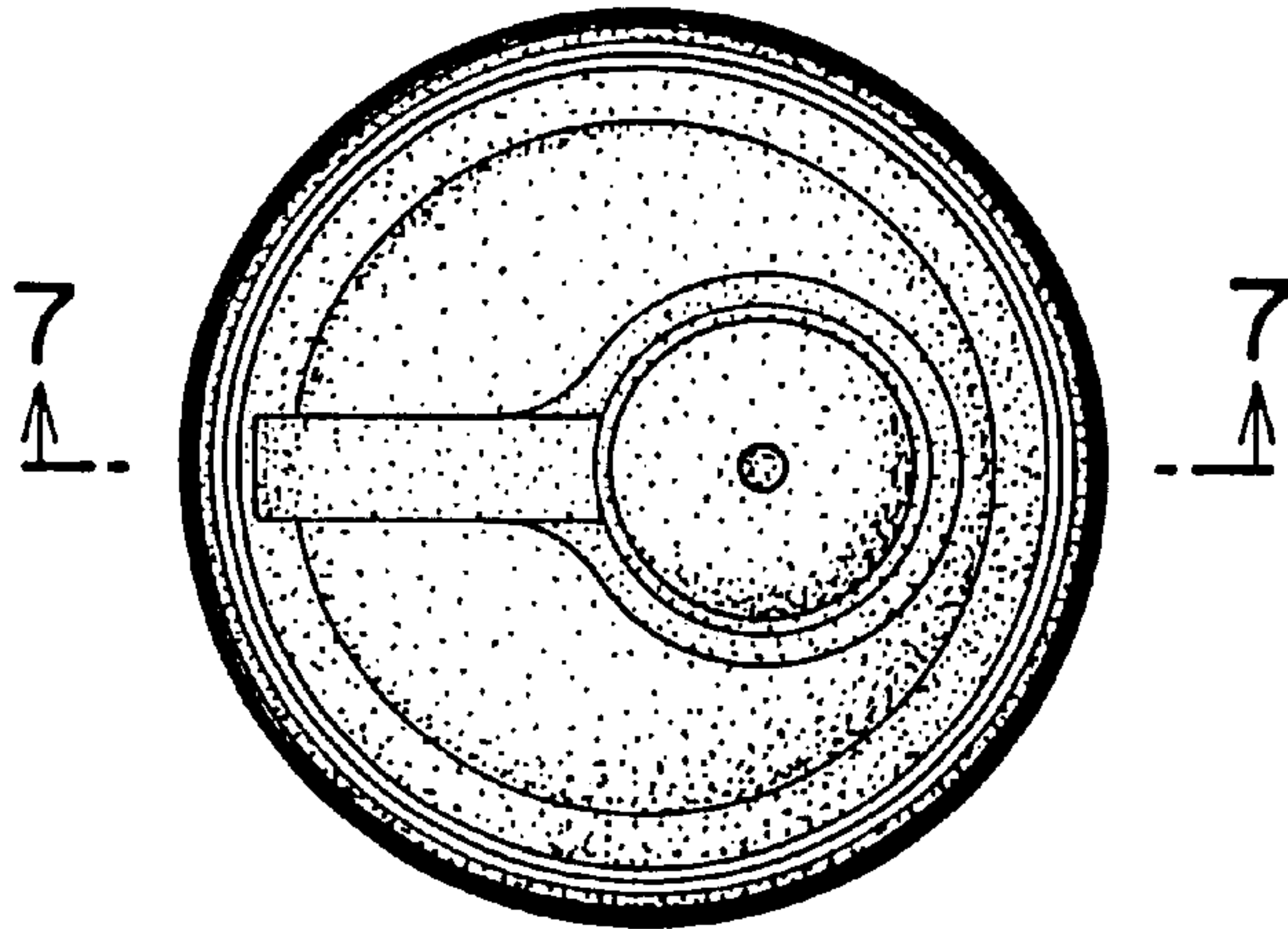


FIG. 4

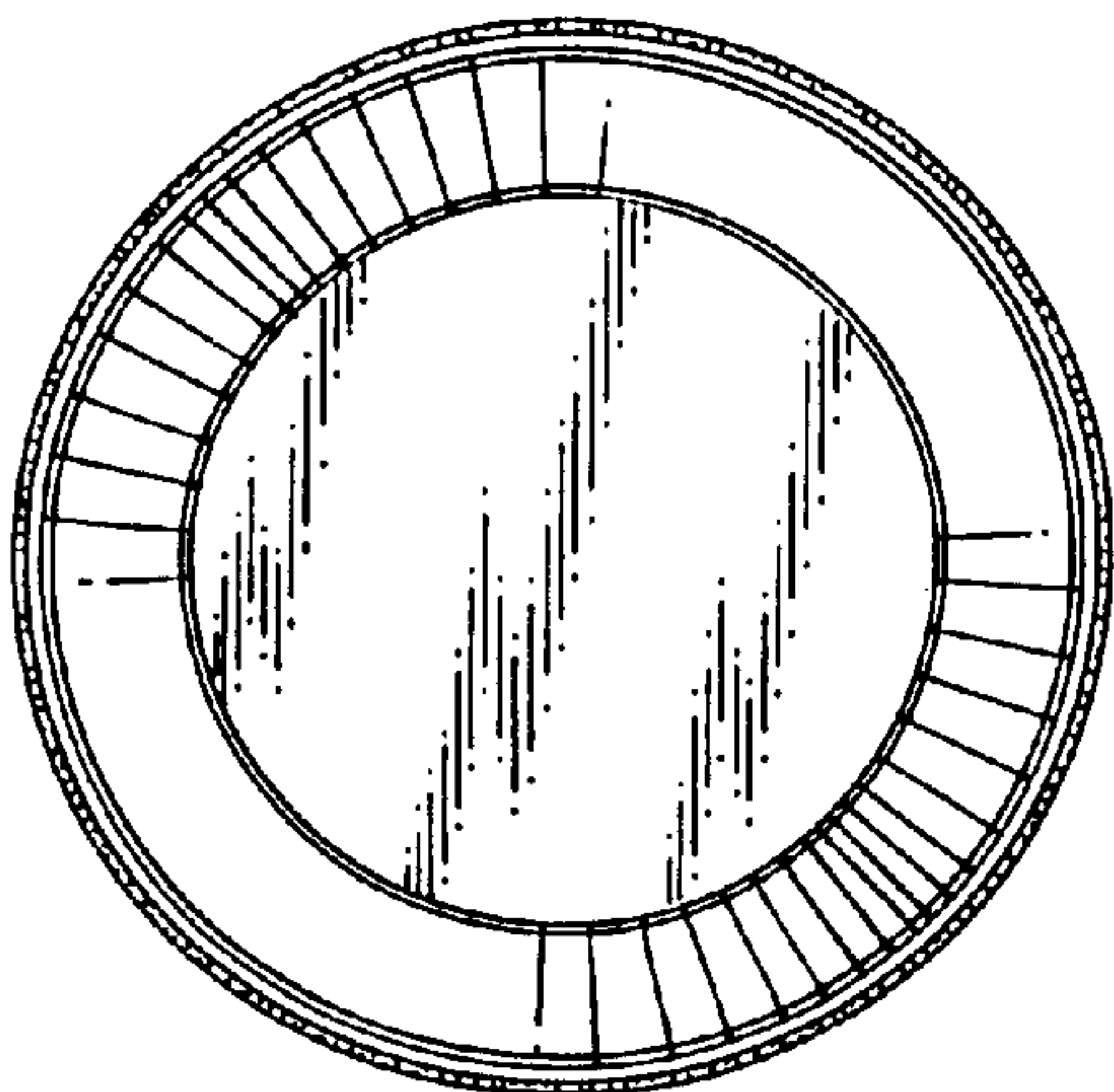


FIG. 6




FIG. 5

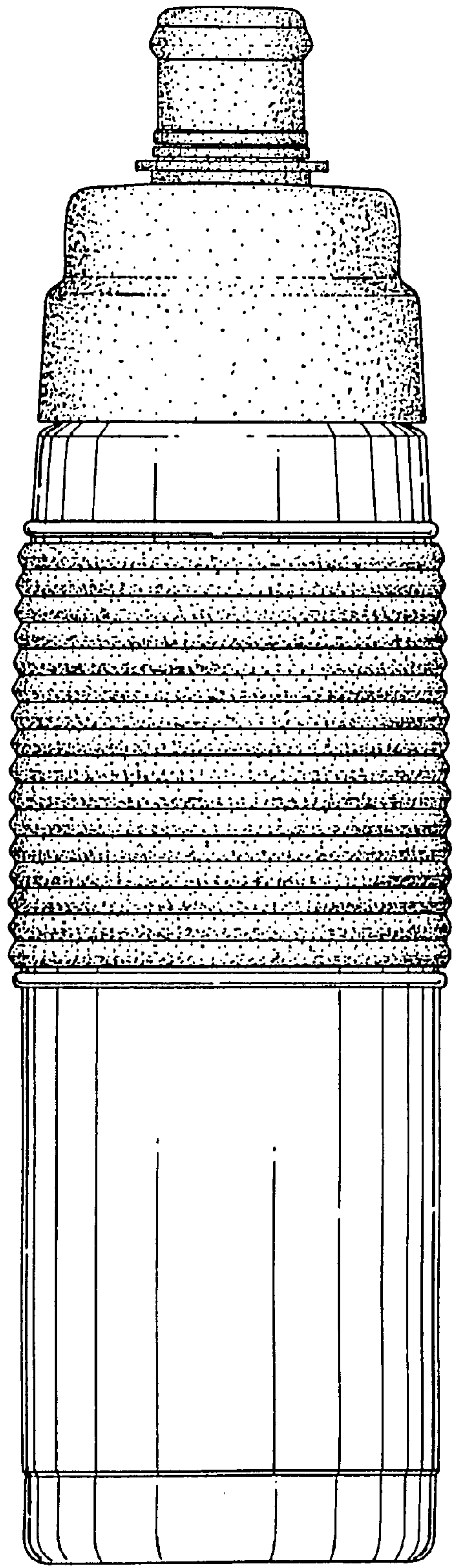


FIG. 7

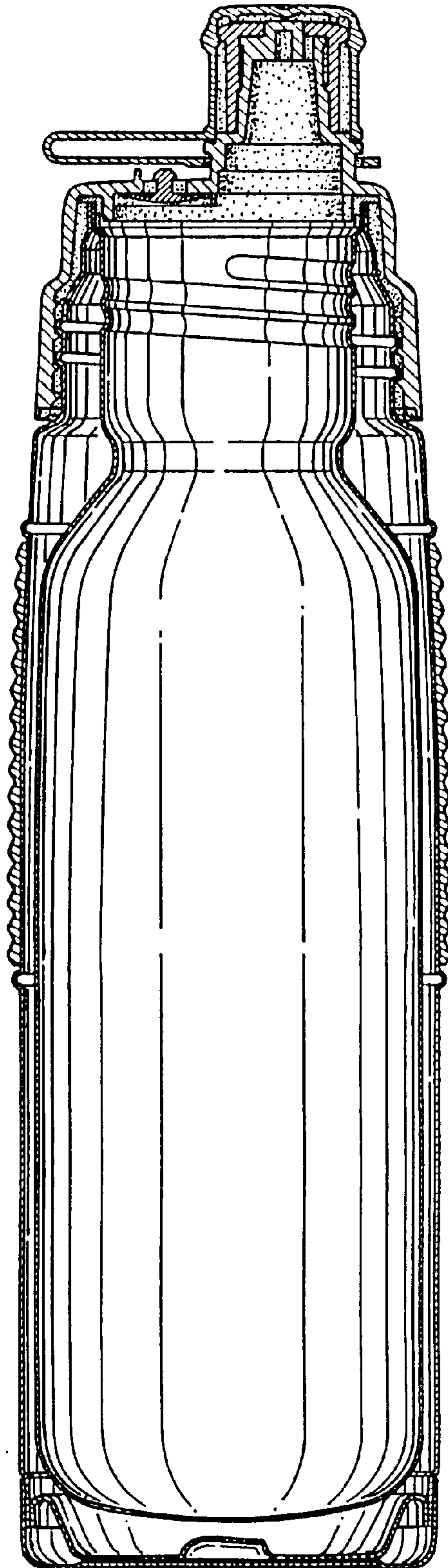




FIG. 9

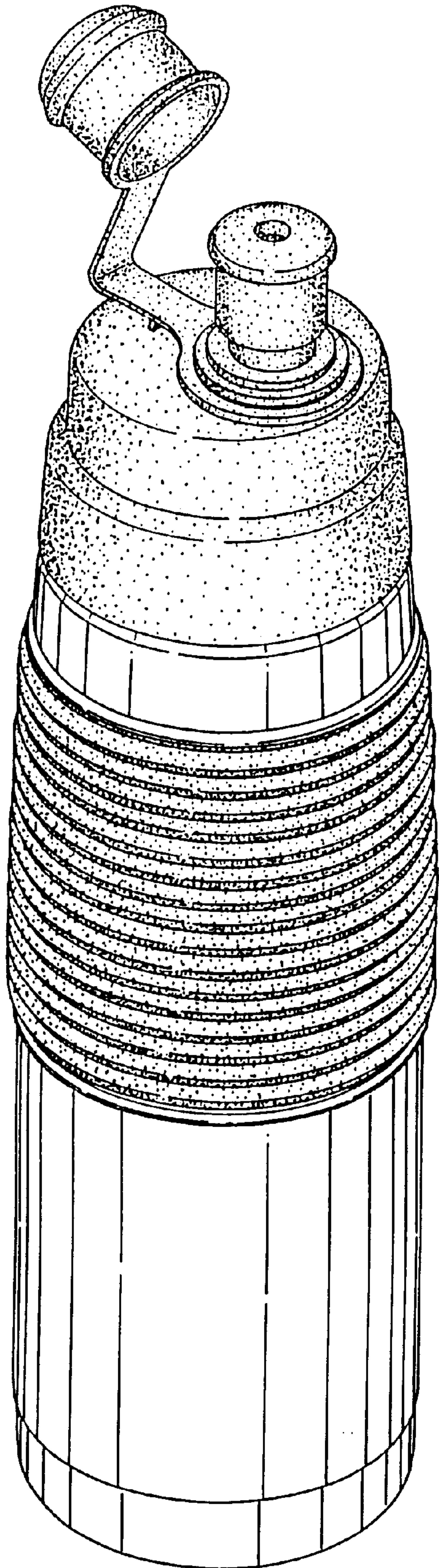


FIG. 8

