



US00D417585S

United States Patent [19]
Kwok

[11] **Patent Number: Des. 417,585**

[45] **Date of Patent: ** Dec. 14, 1999**

[54] **HANDLE FOR A KITCHEN UTENSIL—WHISK**

[75] Inventor: **Jimi Kwok**, Kowloon, The Hong Kong Special Administrative Region of the People's Republic of China

[73] Assignee: **Meyer International Holdings Limited**, Kowloon, The Hong Kong Special Administrative Region of the People's Republic of China

[**] Term: **14 Years**

[21] Appl. No.: **29/082,519**

[22] Filed: **Jan. 23, 1998**

[30] **Foreign Application Priority Data**

Jul. 25, 1997 [GB] United Kingdom 2067742

[51] **LOC (6) Cl.** **07-02**

[52] **U.S. Cl.** **D7/395**

[58] **Field of Search** D7/393-395, 401.2, D7/682-697; 16/110 R, 110, 114, 114 R, DIG. 18, DIG. 19, 111 R; 30/340-342

[56] **References Cited**

U.S. PATENT DOCUMENTS

D. 319,164	8/1991	Rosenthal	D7/395
D. 327,809	7/1992	Hacker	D7/395
D. 353,513	12/1994	Kong	D7/395
D. 373,506	9/1996	Viemeister	D7/395
D. 384,242	9/1997	Ancona et al.	D7/395 X

Primary Examiner—Mitchell Siegel
Attorney, Agent, or Firm—Ernest V. Linek

[57] **CLAIM**

The ornamental design of a handle for a kitchen utensil—whisk, as shown described.

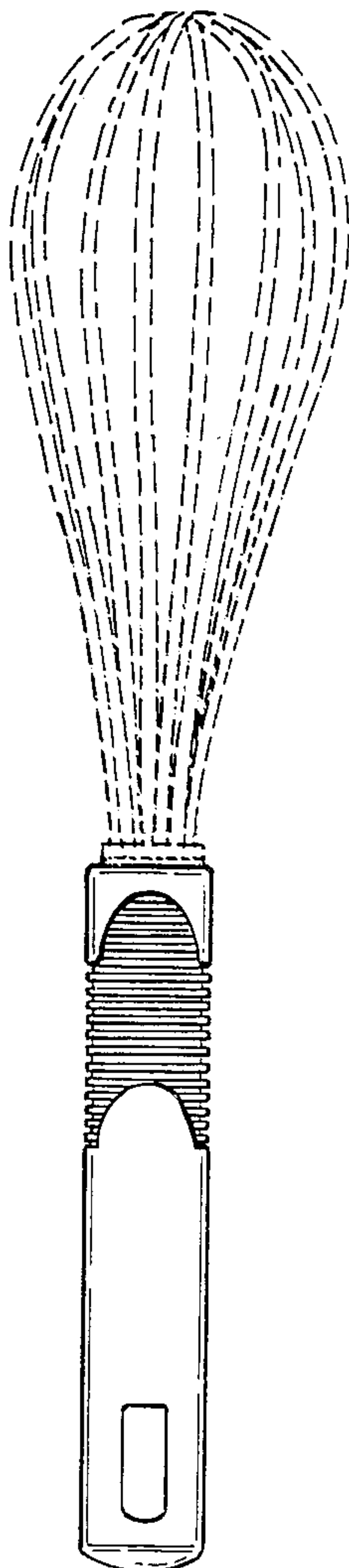
DESCRIPTION

FIG. 1 is a top plan view of a handle for a kitchen utensil—whisk showing my new design, the whisk is shown in broken lines for illustrative purposes only and forms no part of the claimed design;

FIG. 2 is a left side elevation view thereof, the opposite side being a mirror; and,

FIG. 3 is an end view thereof.

1 Claim, 1 Drawing Sheet



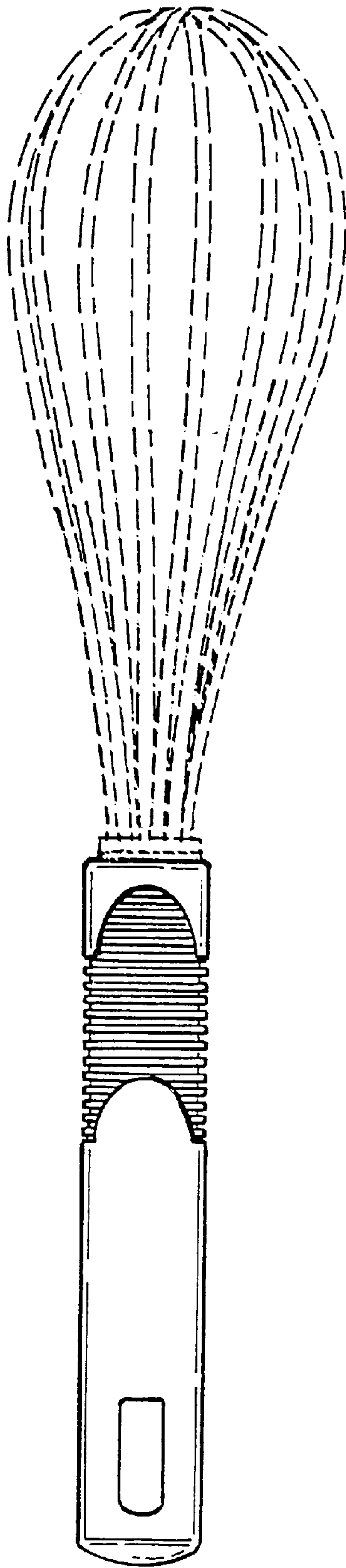


FIG. 1

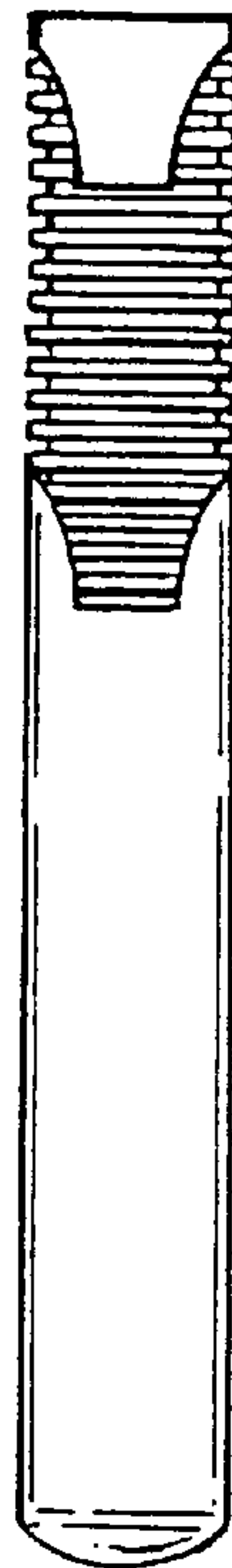


FIG. 2



FIG. 3