



US00D417580S

# United States Patent [19]

Fusi

[11] Patent Number: **Des. 417,580**

[45] Date of Patent: **\*\* Dec. 14, 1999**

[54] **COFFEE MACHINE**

[75] Inventor: **Renato Fusi**, Parabiago, Italy

[73] Assignee: **Rancilio Macchine Per Caffè Spa**,  
Villastanza Di Parabiago, Italy

[\*\*] Term: **14 Years**

[21] Appl. No.: **29/087,649**

[22] Filed: **May 7, 1998**

[30] **Foreign Application Priority Data**

Nov. 11, 1997 [IT] Italy ..... MI97O0639

[51] **LOC (6) Cl.** ..... **07-01**

[52] **U.S. Cl.** ..... **D7/309; D7/310; D7/311**

[58] **Field of Search** ..... D7/309, 310, 311,  
D7/300, 397, 312, 306, 307, 308, 589;  
222/306, 308, 131; 241/DIG. 17; 99/295,  
306

[56] **References Cited**

**U.S. PATENT DOCUMENTS**

D. 313,724 1/1991 Pinon ..... D7/308

D. 360,555 7/1995 Gil De Miguel ..... D7/309  
D. 365,490 12/1995 Pomeroy ..... D7/309  
D. 395,975 7/1998 Munoz ..... D7/308  
D. 407,594 4/1999 Jones et al. .... D7/307  
4,304,341 12/1981 Shirley ..... 222/131

*Primary Examiner*—M. N. Pandozzi  
*Attorney, Agent, or Firm*—Wenderoth, Lind & Ponack,  
L.L.P.


[57] **CLAIM**

The ornamental design for a coffee machine, as shown and described.

**DESCRIPTION**

FIG. 1 is a front view of the coffee machine;  
FIG. 2 is a rear view thereof;  
FIG. 3 is a perspective side/rear view thereof; and,  
FIG. 4 is a side view thereof, the opposite side being a mirror image thereof.

**1 Claim, 4 Drawing Sheets**






Fig. 1




Fig. 2




Fig. 3




Fig. 4