



US00D417576S

**United States Patent** [19]  
**Ming-Hsiao**

[11] **Patent Number: Des. 417,576**

[45] **Date of Patent: \*\* Dec. 14, 1999**

[54] **TOWEL SINGLE ROD**

D. 362,362 9/1995 Moon ..... D6/549  
D. 363,630 10/1995 Starck ..... D6/549

[76] Inventor: **Lai Ming-Hsiao**, P.O. Box 453,  
Taichung, Taiwan

*Primary Examiner*—Brian N. Vinson

[\*\*] Term: **14 Years**

[57] **CLAIM**

[21] Appl. No.: **29/104,340**

I claim the ornamental design for a towel single rod, as shown and described.

[22] Filed: **May 1, 1999**

**DESCRIPTION**

[51] **LOC (6) Cl.** ..... **07-07**

FIG. 1 is a perspective view of water sprayer showing my new desing.

[52] **U.S. Cl.** ..... **D6/549**

FIG. 2 is a right elevational view therepf;

[58] **Field of Search** ..... D6/546-550; 211/13.1,  
211/16, 86-87, 123, 187.1; 248/251, 302,  
309.1

FIG. 3 is a top plan view thereof;

FIG. 4 is a front elevational view thereof;

FIG. 5 is a bottom plan view thereof;

FIG. 6 is a left elevational view thereof; and,

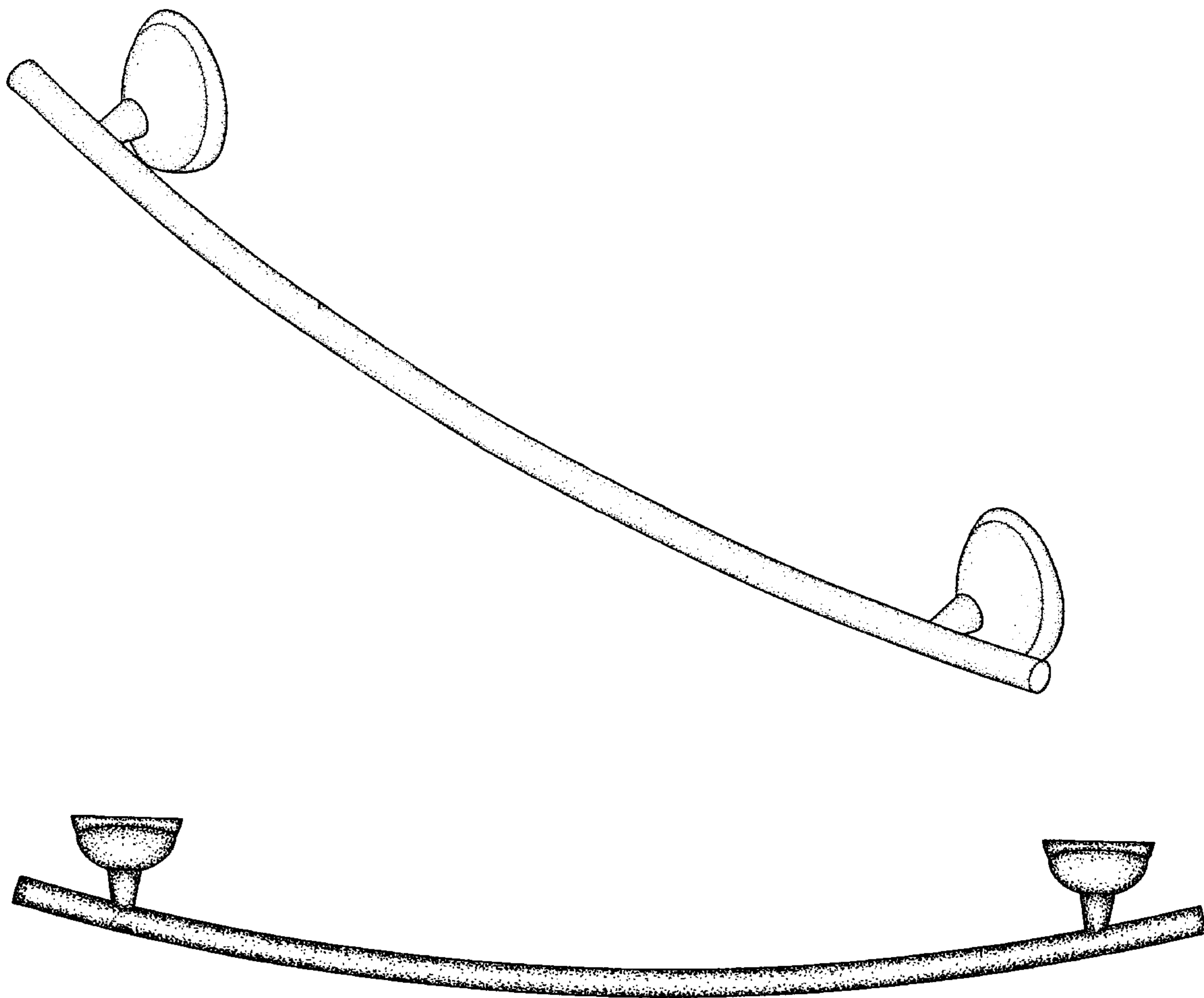
FIG. 7 is a rear elevational view thereof.

[56] **References Cited**

**U.S. PATENT DOCUMENTS**

D. 263,661 4/1982 Thompson ..... D6/549  
D. 336,726 6/1993 Paulin et al. .... D6/549

**1 Claim, 4 Drawing Sheets**



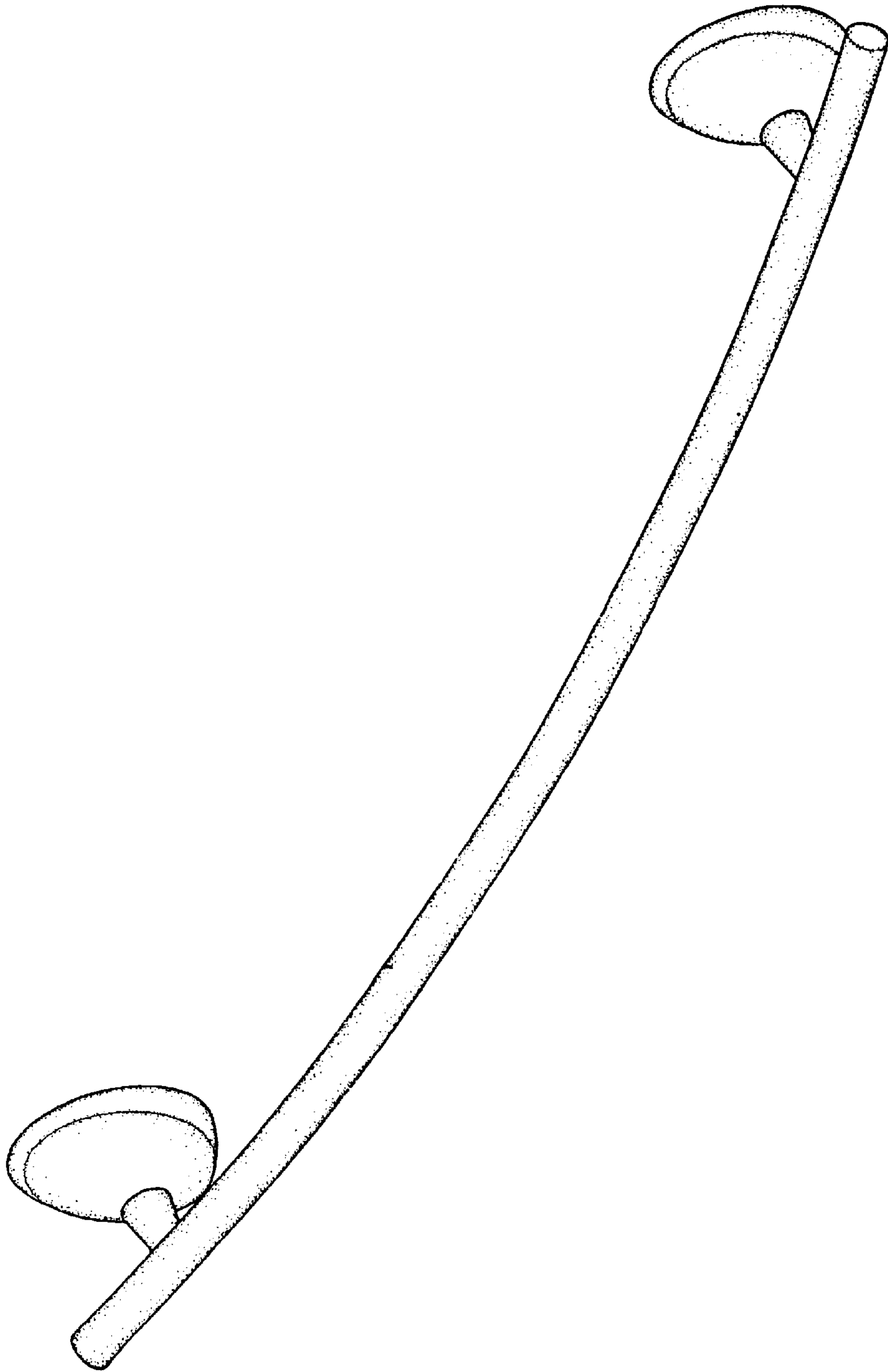


FIG. 1




FIG. 2




FIG. 3




FIG. 4




FIG. 5




FIG. 6




FIG. 7