



US00D417571S

United States Patent [19]

Teufel et al.

[11] Patent Number: **Des. 417,571**

[45] Date of Patent: **** Dec. 14, 1999**

[54] **FRONT FACE OF A DRAWER**

[75] Inventors: **Rainer Teufel**, Columbus; **Jon Wells**, New Bremen, both of Ohio

[73] Assignee: **Midmark Corporation**, Versailles, Ohio

[**] Term: **14 Years**

[21] Appl. No.: **29/083,801**

[22] Filed: **Feb. 18, 1998**

[51] **LOC (6) Cl.** **06-06**

[52] **U.S. Cl.** **D6/510**

[58] **Field of Search** D6/422-428, 432-448, D6/509-511, 491, 492; 312/330, 107, 333, 348.4, 114

[56] **References Cited**

U.S. PATENT DOCUMENTS

- D. 288,639 3/1987 Johansson D6/448
- D. 327,794 7/1992 Zapf D6/448
- D. 335,409 5/1993 Kellems D6/510

- D. 365,224 12/1995 Pohlman D6/445
- D. 370,572 6/1996 Lin D6/446
- D. 408,175 4/1999 Daniels et al. D6/510 X

Primary Examiner—Carmen H. Vales-Lado
Attorney, Agent, or Firm—Biebel & French

[57] **CLAIM**

The ornamental design for a front face of a drawer, as shown and described.

DESCRIPTION

FIG. 1 is a front elevational view of a front face of a drawer showing our new design;
 FIG. 2 is a left side elevational view, the right side being a mirror image thereof;
 FIG. 3 is a top plan view, the bottom view being a mirror image thereof;
 FIG. 4 is a top, right side perspective view thereof; and,
 FIG. 5 is a bottom perspective view thereof.
 The surface or portion of the article not shown in the drawing or described in the specification forms no part of the claimed design.

1 Claim, 4 Drawing Sheets

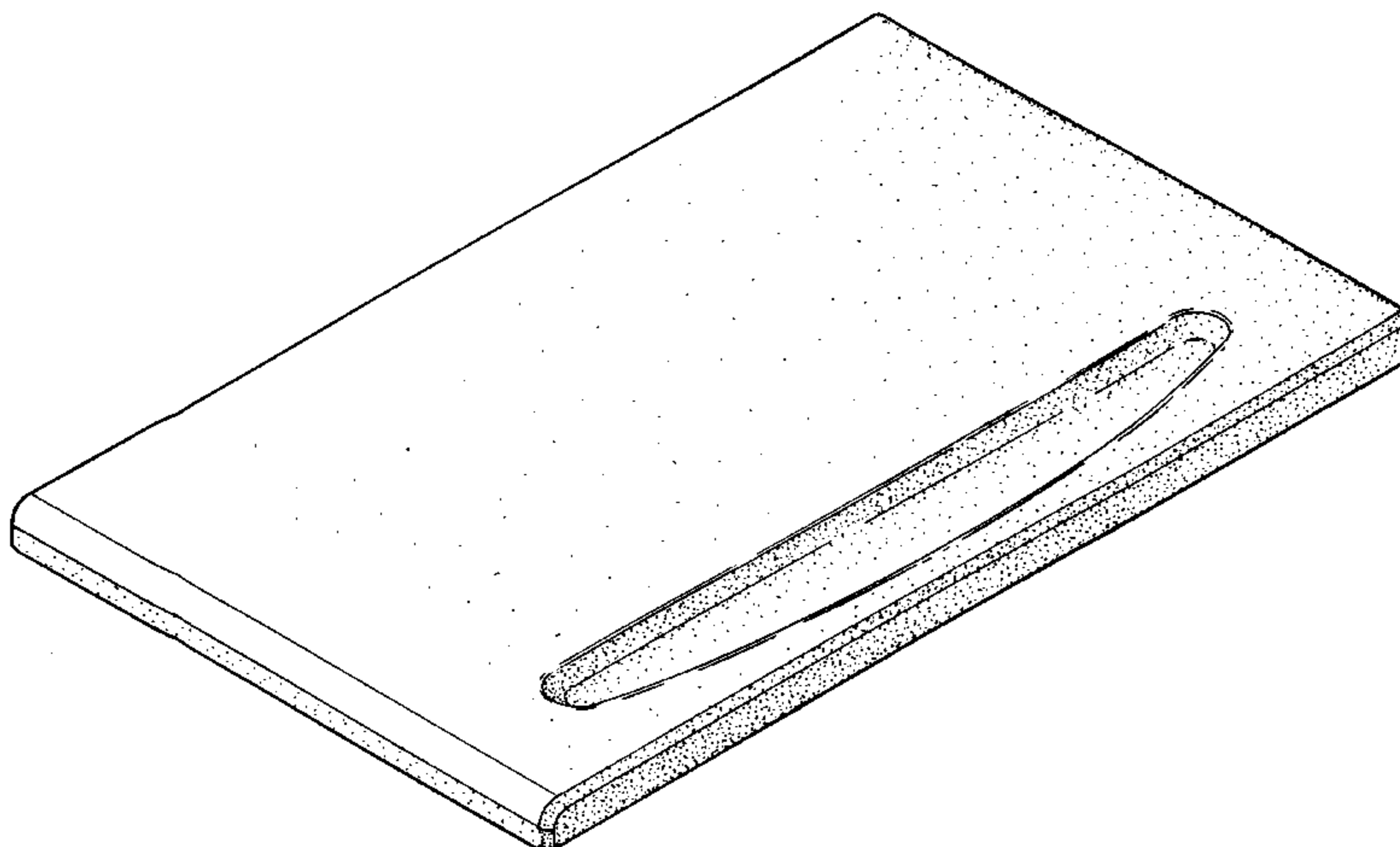
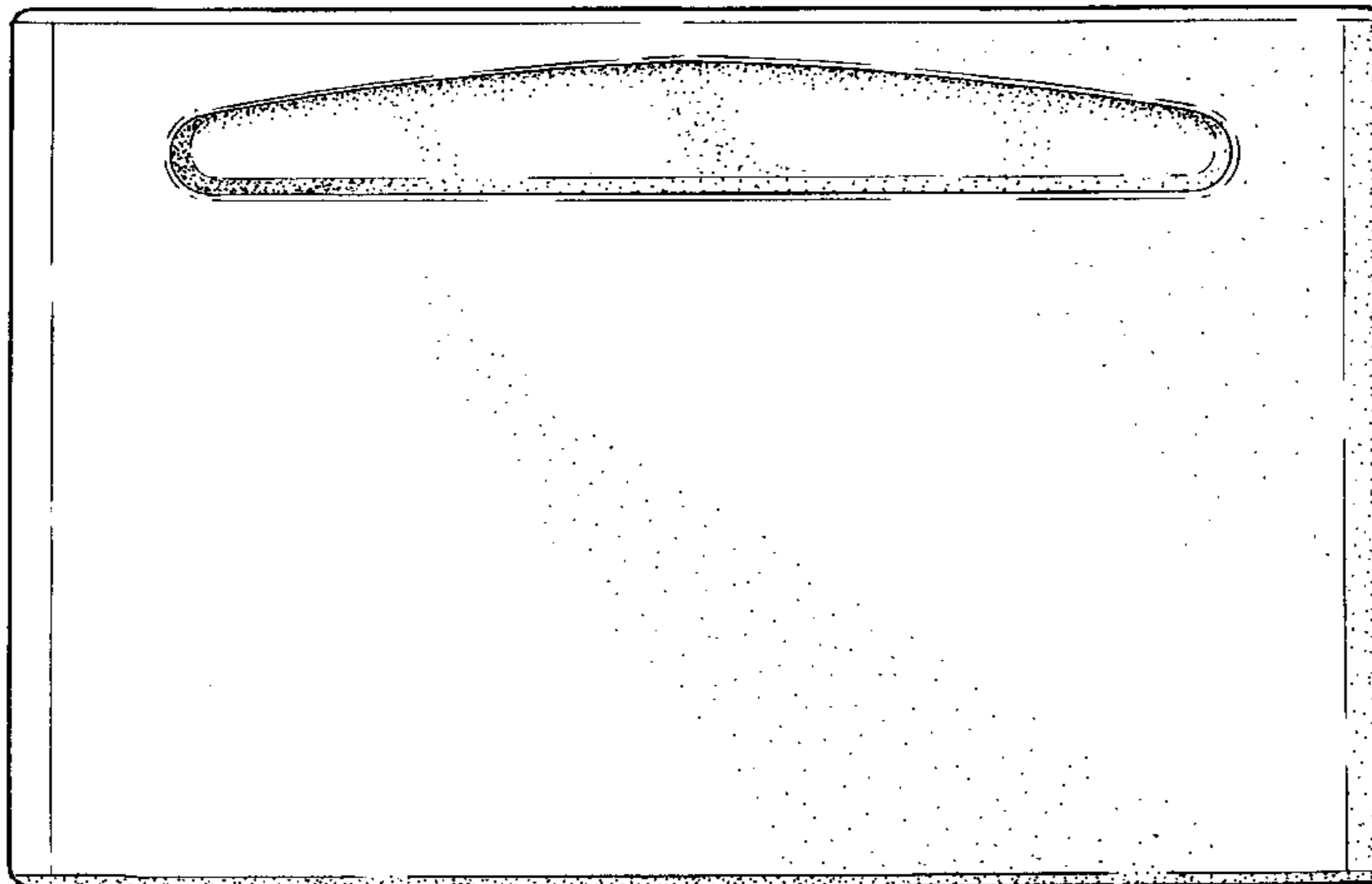


FIG-1




FIG-2




FIG-3



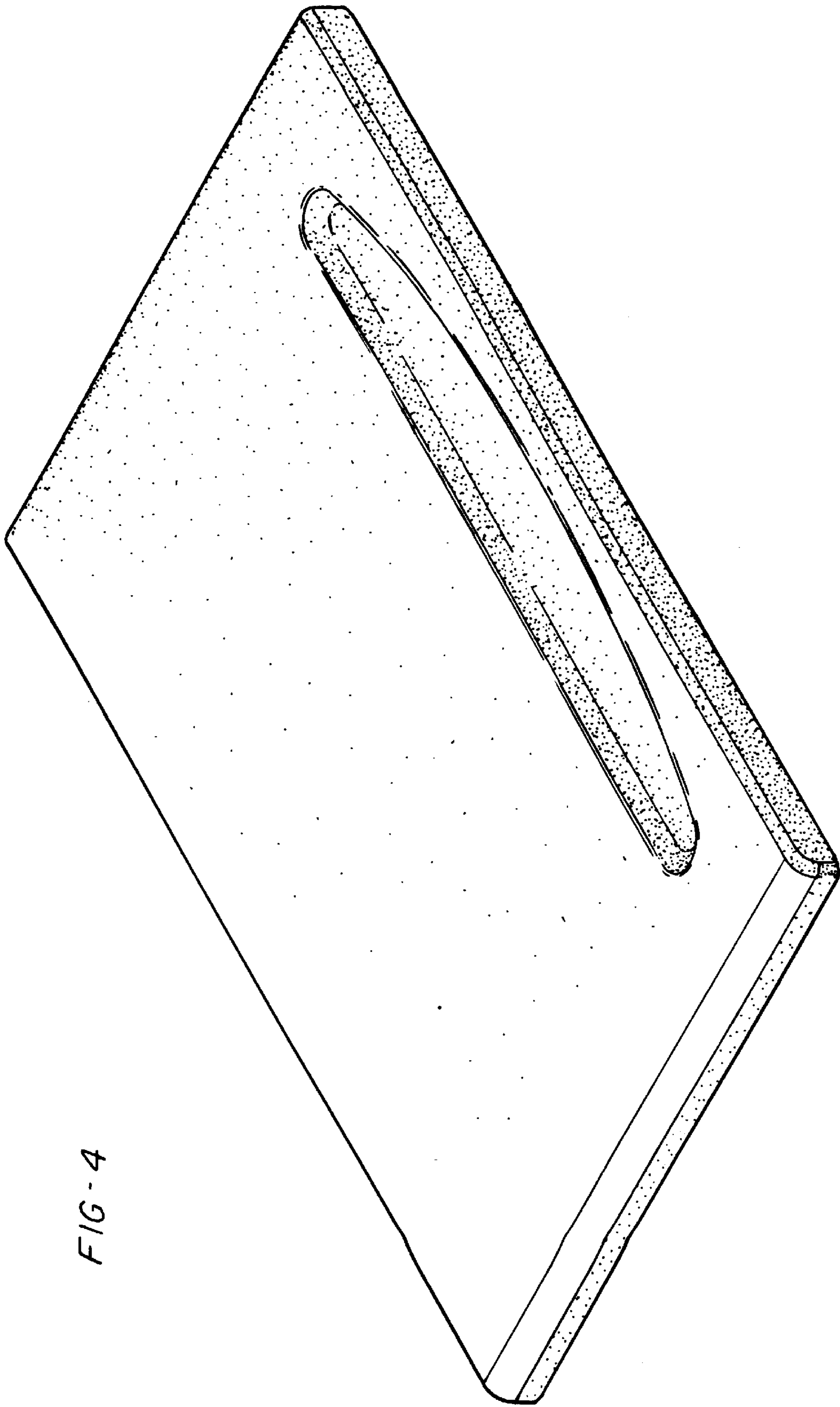


FIG - 4

FIG - 5

