



US00D417547S

United States Patent [19]
Minnick

[11] **Patent Number: Des. 417,547**

[45] **Date of Patent: ** Dec. 14, 1999**

[54] **HAND FAN**

D. 392,457 3/1998 Smith D3/4
D. 395,459 6/1998 Denardo D21/348
4,352,630 10/1982 Wallo 416/71

[76] Inventor: **Laurie Minnick**, 201 Morrice Rd. P.O.
Box 62, Morrice, Mich. 48857

[**] Term: **14 Years**

Primary Examiner—Louis S. Zarfes
Assistant Examiner—Catherine R. Oliver

[21] Appl. No.: **29/073,392**

[57] **CLAIM**

[22] Filed: **Jul. 10, 1997**

The ornamental design for a hand fan, as shown.

[51] **LOC (6) Cl.** **03-04**

[52] **U.S. Cl.** **D3/4**

[58] **Field of Search** D3/1, 2, 3, 4;
D11/165, 166, 168, 171, 172; D6/617, 618;
416/71, 72; D29/108; 2/9, 206; D21/320,
348; 116/173

DESCRIPTION

FIG. 1 is a front elevational view of the hand fan of the present invention;
FIG. 2 is a rear elevational view of the hand fan of FIG. 1;
FIG. 3 is a left side elevational view of the hand fan of FIG. 1;
FIG. 4 is a right side elevational view of the hand fan of FIG. 1;
FIG. 5 is a top plan view of the hand fan of FIG. 1; and,
FIG. 6 is a bottom plan view of the hand fan of FIG. 1.

[56] **References Cited**

U.S. PATENT DOCUMENTS

D. 268,745 4/1983 Ornatok D11/166
D. 365,440 12/1995 Stokesberry, Jr. D3/3

1 Claim, 3 Drawing Sheets





Fig. 1




Fig. 2



Fig. 3

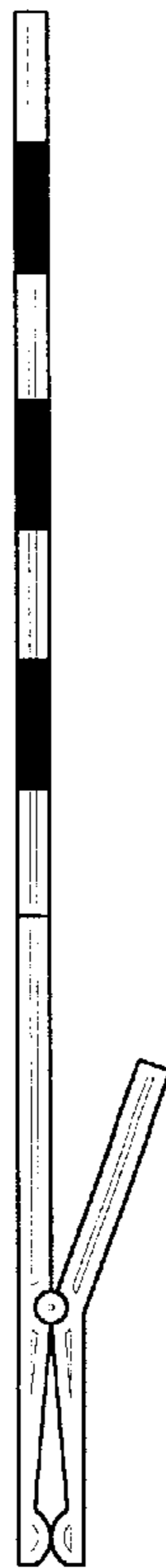


Fig. 4

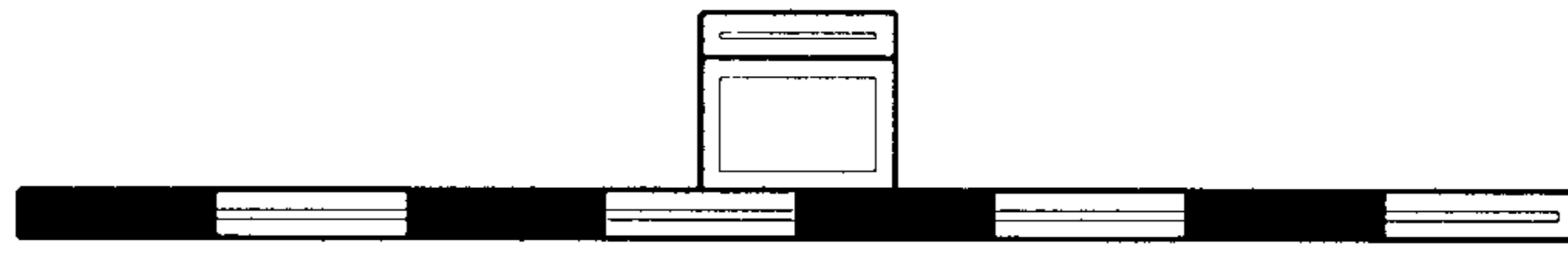


Fig. 5

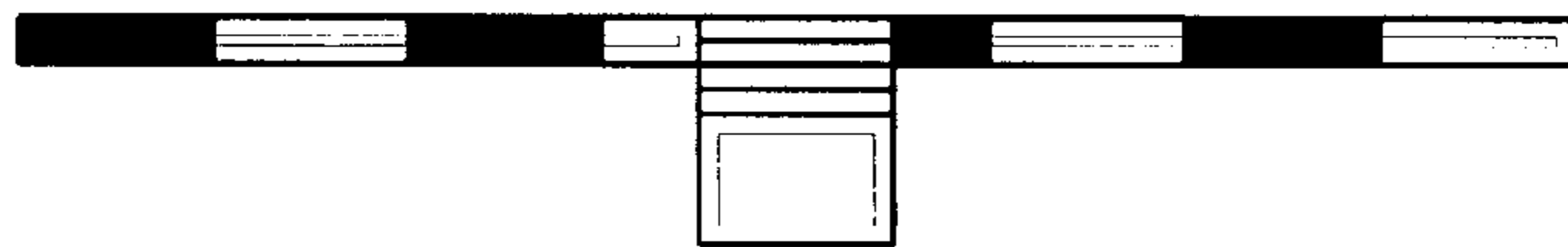


Fig. 6