



US00D417539S

United States Patent [19] Koskinen

[11] **Patent Number: Des. 417,539**

[45] **Date of Patent: ** Dec. 7, 1999**

[54] **PALLET**

[75] Inventor: **Kaj Koskinen**, Tryggögatan, Sweden

[73] Assignee: **Perstorp AB**, Perstorp, Sweden

[**] Term: **14 Years**

[21] Appl. No.: **29/066,472**

[22] Filed: **Feb. 13, 1997**

[30] **Foreign Application Priority Data**

Aug. 13, 1996 [SE] Sweden 961680

[51] **LOC (6) Cl. 09-08**

[52] **U.S. Cl. D34/38**

[58] **Field of Search** D34/28, 38; 108/51.11,
108/51.3, 53.3, 55.3, 56.1, 57.1, 57.28,
57.25; 248/346.02

[56] **References Cited**

U.S. PATENT DOCUMENTS

D. 322,705 12/1991 Rasmussen D34/38

D. 349,999 8/1994 Knight et al. D34/38
D. 371,881 7/1996 Provot D34/38
D. 371,882 7/1996 Kristofferson D34/38
3,680,495 8/1972 Pike 108/53.3
3,835,792 9/1974 Wharton 108/51.11

Primary Examiner—Alan P. Douglas
Assistant Examiner—Robin V. Taylor
Attorney, Agent, or Firm—Watson Cole Stevens Davis,
P.L.L.C.

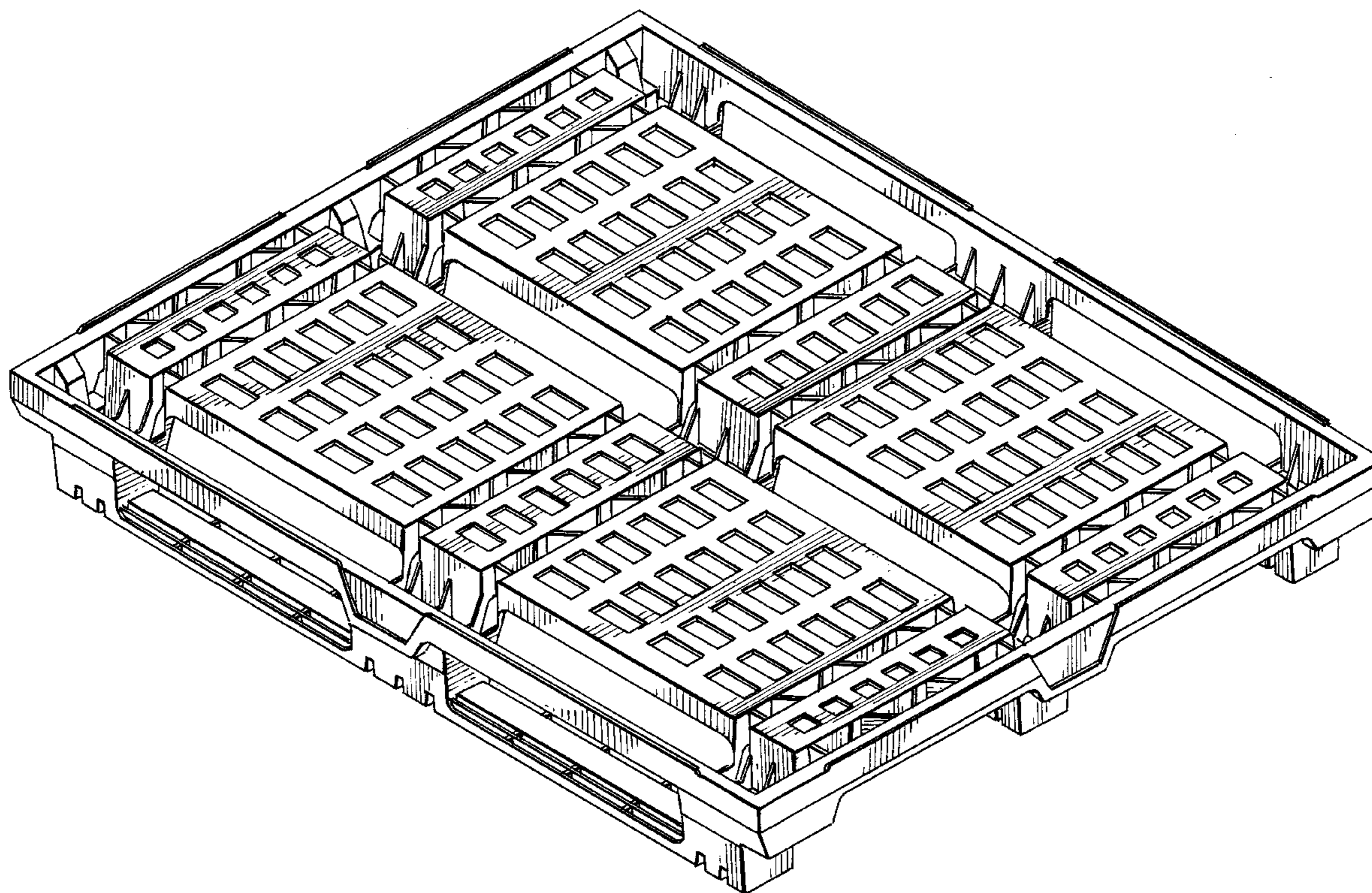
[57] **CLAIM**

The ornamental design for a pallet, as shown and described.

DESCRIPTION

FIG. 1 is a perspective view showing the top, front and right side of my new design for a pallet;
FIG. 2 is a front elevation thereof, the opposite side view being identical;
FIG. 3 is an end view thereof, the opposite end view being identical;
FIG. 4 is bottom plan view thereof; and,
FIG. 5 is a top plan view thereof.

1 Claim, 4 Drawing Sheets



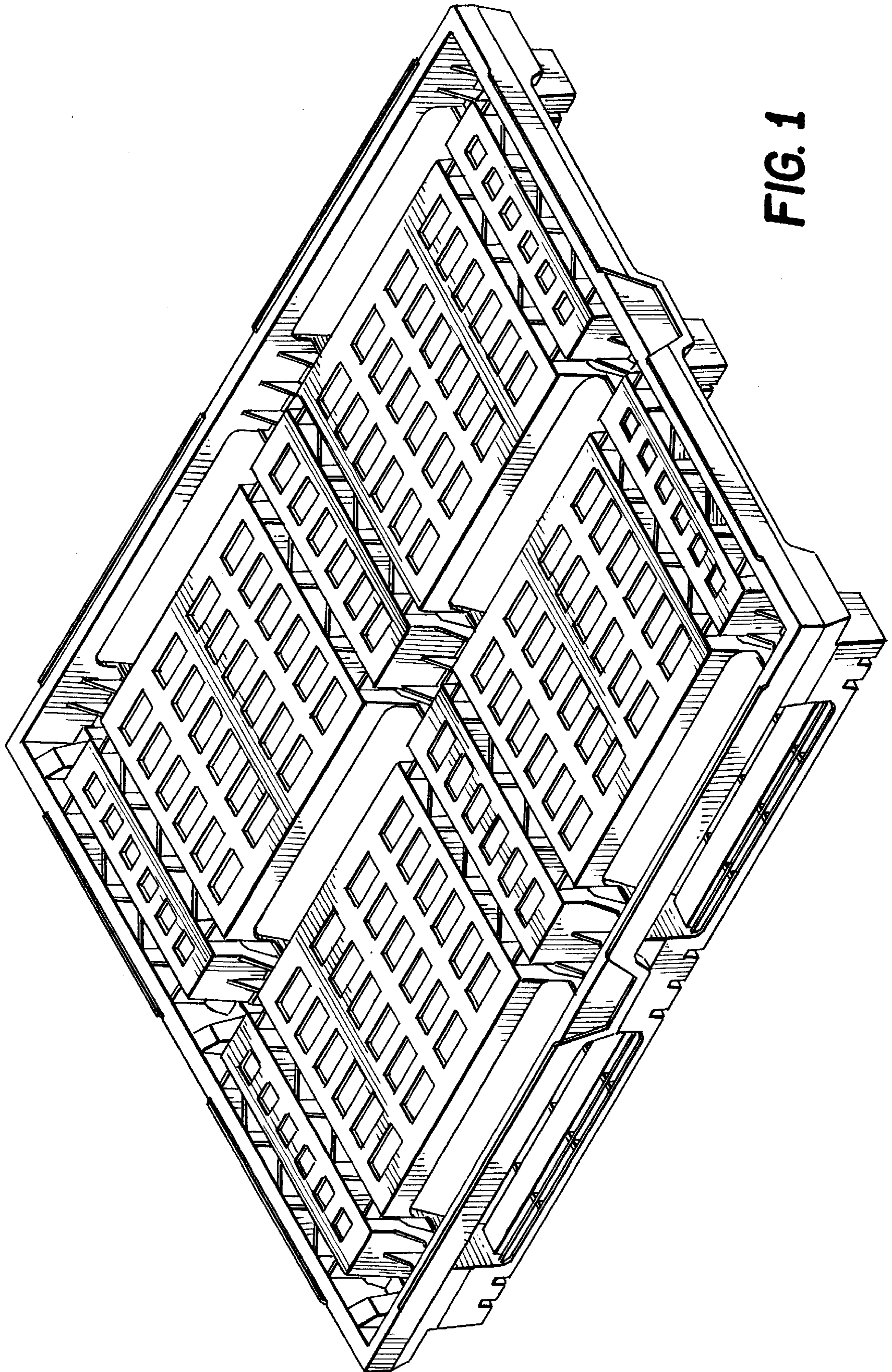


FIG. 1

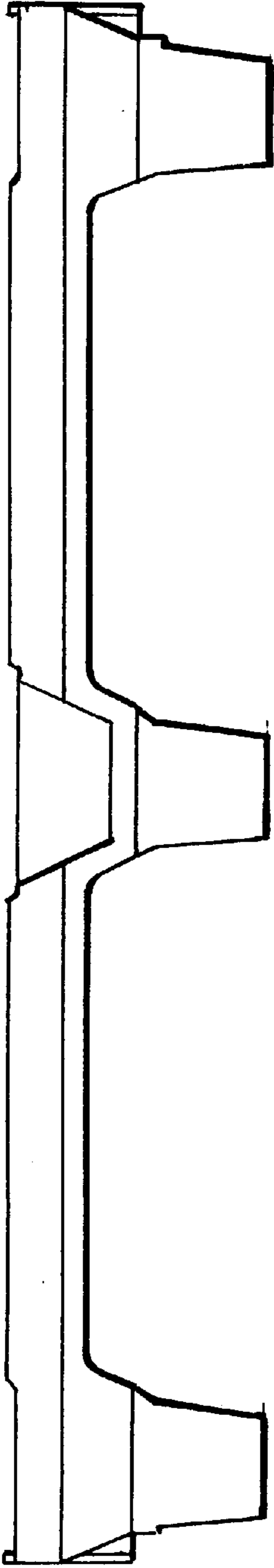


FIG. 2

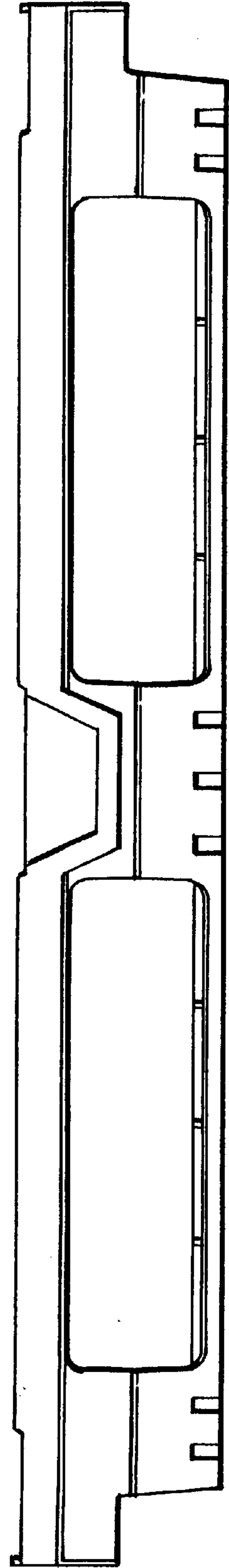


FIG. 3

FIG. 4

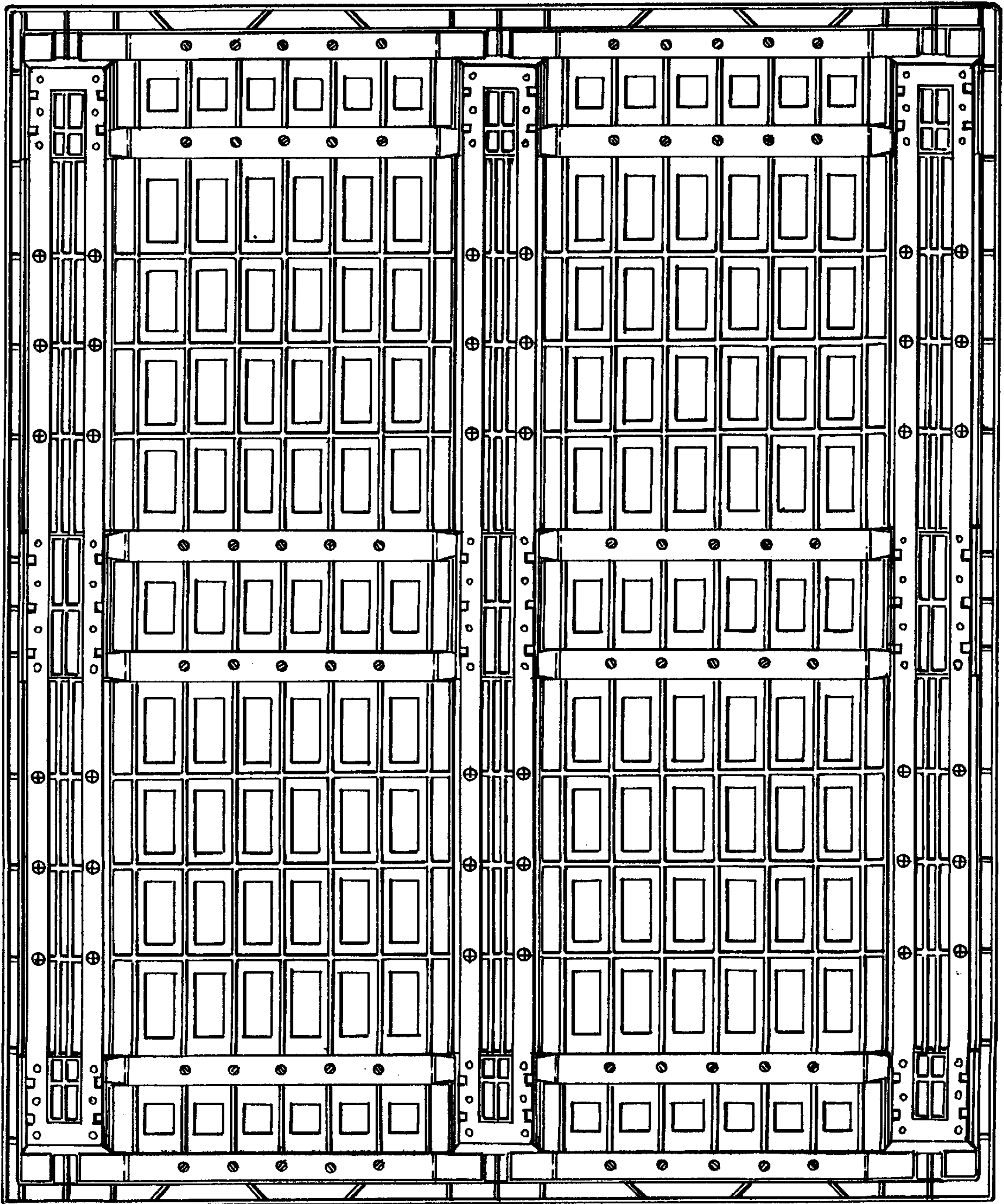


FIG. 5

