



US00D417515S

# United States Patent [19] Ewing

[11] **Patent Number: Des. 417,515**

[45] **Date of Patent: \*\* Dec. 7, 1999**

[54] **DECORATIVE CEILING DIVIDER**

[75] Inventor: **Joseph A. Ewing**, Granger, Ind.

[73] Assignee: **Profile Solutions, Inc.**, Lafollette, Tenn.

[\*\*] Term: **14 Years**

[21] Appl. No.: **29/101,219**

[22] Filed: **Feb. 25, 1999**

[51] **LOC (6) Cl. .... 25-01**

[52] **U.S. Cl. .... D25/164**

[58] **Field of Search ..... 52/506.01, 311.3,  
52/DIG. 8, 461; D25/163, 138, 164**

5,265,393	11/1993	Bischel et al. .	
5,347,783	9/1994	Frecska .	
5,349,803	9/1994	Nute, Jr. .	
5,390,456	2/1995	Platt et al. .	
5,414,969	5/1995	Krejci et al. .	
5,421,132	6/1995	Bischel et al. ....	52/311.3
5,495,697	3/1996	Bischel et al. .	
5,836,127	11/1998	Clark et al. .	

*Primary Examiner*—Doris Clark  
*Attorney, Agent, or Firm*—Middleton & Reutlinger; John F. Salazar

[57] **CLAIM**

The ornamental design for a decorative ceiling divider, as shown and described.

**DESCRIPTION**

FIG. 1 is a top view of the decorative ceiling divider of the present invention;  
FIG. 2 is a side view of the decorative ceiling divider of FIG. 1;  
FIG. 3 is a side view of the decorative ceiling divider of FIG. 1;  
FIG. 4 is a bottom view of the decorative ceiling divider of FIG. 1; and,  
FIG. 5 is an end view of the decorative ceiling divider of FIG. 1.

[56] **References Cited**

**U.S. PATENT DOCUMENTS**

D. 134,360	11/1942	Galper .....	D25/164
2,858,584	11/1958	Gaines .	
3,055,466	9/1962	Brown .	
3,248,839	5/1966	Roberts et al. .	
3,594,972	7/1971	Jones et al. .	
4,189,888	2/1980	Blitzer, Jr. .	
4,206,578	6/1980	Mieyal .	
4,541,215	9/1985	Nickloy et al. .	
4,702,056	10/1987	Carey .	
4,926,606	5/1990	Hanson .	
5,241,798	9/1993	Platt et al. .	

**1 Claim, 1 Drawing Sheet**






FIG. 5

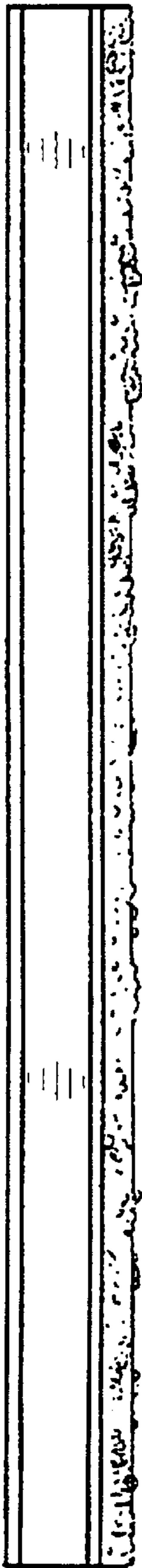


FIG. 2




FIG. 1

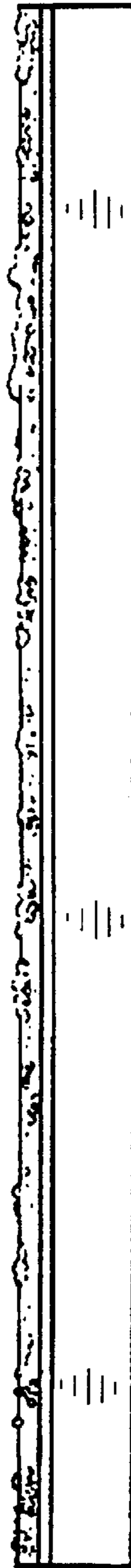


FIG. 3



FIG. 4