



US00D417514S

United States Patent [19]
Von Langsdorff et al.

[11] **Patent Number: Des. 417,514**

[45] **Date of Patent: ** Dec. 7, 1999**

[54] **PAVING**

[75] Inventors: **Harald Von Langsdorff**, Mississauga, Canada; **Fritz Von Langsdorff**, Ratstatt, Germany

[73] Assignee: **F. Von Langsdorff Licensing Ltd.**, Ontario, Canada

[**] Term: **14 Years**

[21] Appl. No.: **29/035,975**

[22] Filed: **Mar. 10, 1995**

Related U.S. Application Data

[63] Continuation-in-part of application No. 29/029,965, Oct. 20, 1994, Pat. No. Des. 391,647.

Foreign Application Priority Data

Sep. 27, 1994 [CA] Canada 1994-1848

[51] **LOC (6) Cl.** **25-01**

[52] **U.S. Cl.** **D25/158; D25/157; D25/138**

[58] **Field of Search** D25/113, 157-163, D25/138; D6/582; 52/574, 603, 605-608, 311.1, 311.2, 313-315; 404/29, 34, 36, 42, 40, 41

[56] **References Cited**

U.S. PATENT DOCUMENTS

D. 84,341	6/1931	Herrold	D25/157
D. 84,343	6/1931	Herrold	D25/157
109,265	11/1870	Stegmiller	52/311.2
D. 238,065	12/1975	Harvey	D25/156
451,834	5/1891	Murch	52/313
747,495	12/1903	Soss	52/311.2

Primary Examiner—Louis S. Zarfes

Assistant Examiner—G. Andoll

Attorney, Agent, or Firm—Orrick, Herrington & Sutcliffe

[57] **CLAIM**

The ornamental design for a paving, as shown and described.

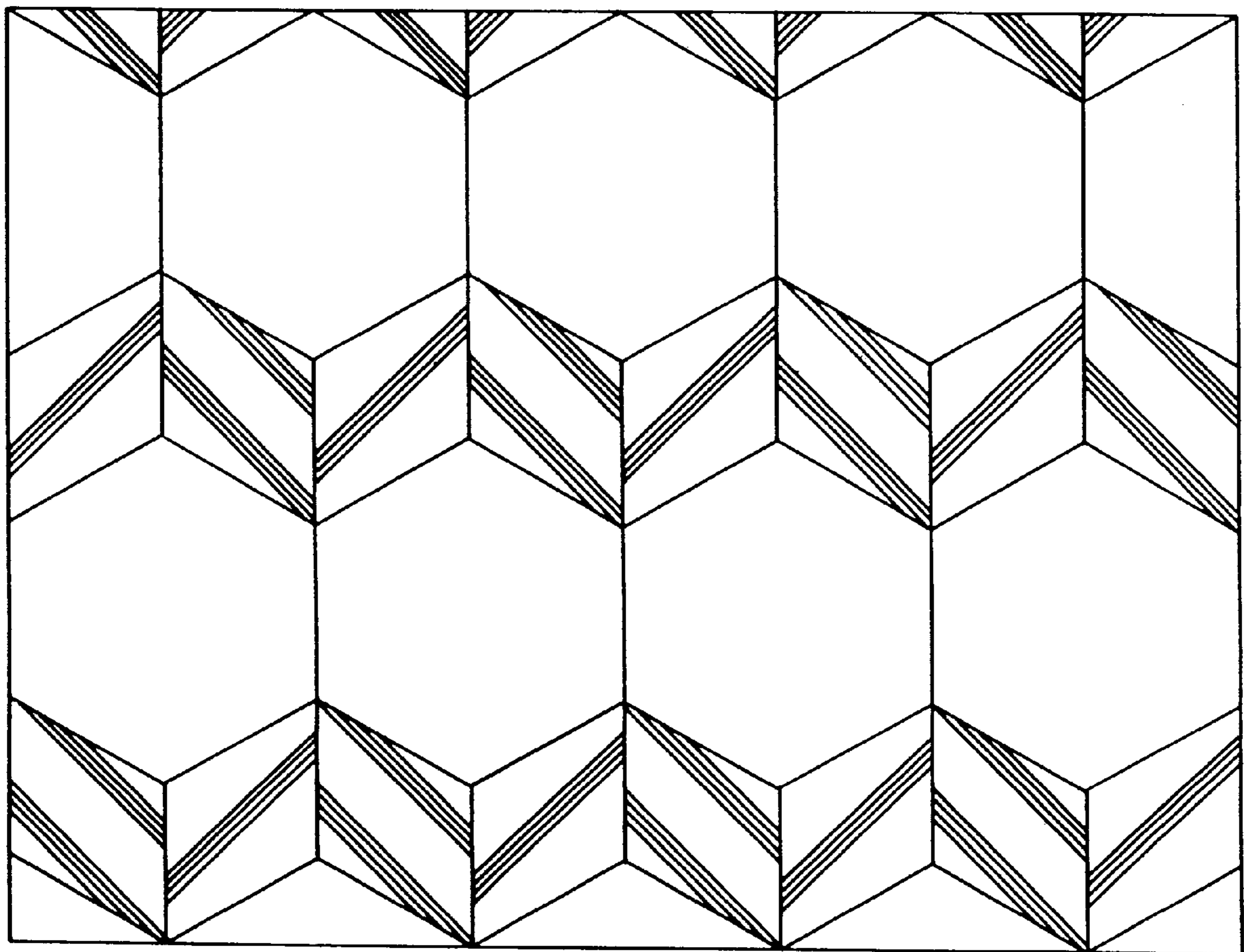
DESCRIPTION

FIG. 1 is a top plan view of a first embodiment for a paving, showing our new design; and,

FIG. 2 is a top plan view of a second embodiment for a paving.

The shading on the parallelogram shaped elements represent colour contrast, but no specific colours are claimed.

1 Claim, 2 Drawing Sheets



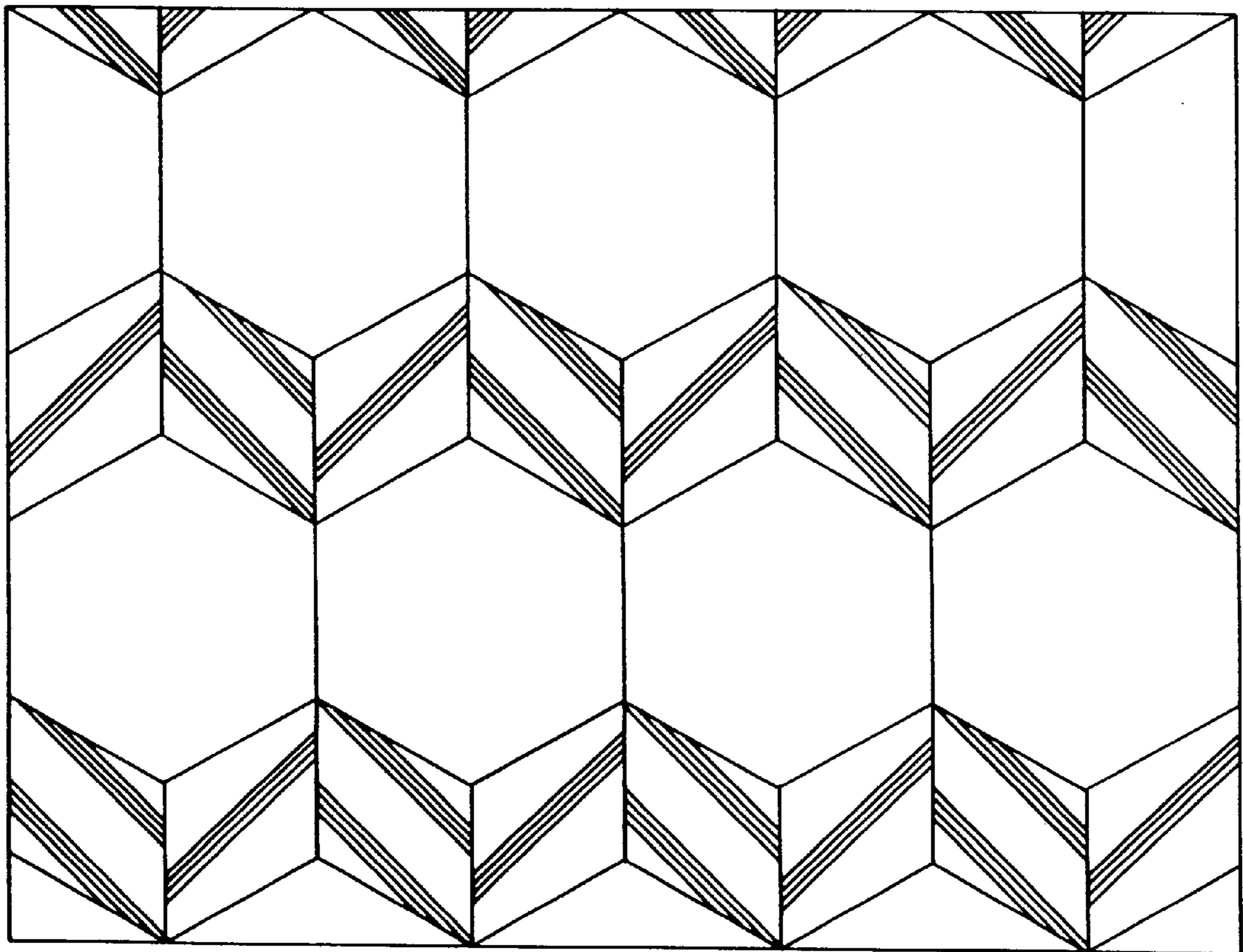


FIG. 1




FIG. 2