



US00D417513S

United States Patent [19] Blanpied

[11] Patent Number: **Des. 417,513**

[45] Date of Patent: **** Dec. 7, 1999**

[54] **BUTT PORTION OF A ROOFING SHINGLE**

[75] Inventor: **Robert H. Blanpied**, Meridian, Miss.

[73] Assignee: **Atlas Roofing Corporation**, Meridian, Miss.

[**] Term: **14 Years**

[21] Appl. No.: **29/077,935**

[22] Filed: **Oct. 15, 1997**

[51] **LOC (6) Cl.** **25-01**

[52] **U.S. Cl.** **D25/139**

[58] **Field of Search** D25/139, 143;
52/553, 554, 557, 558, 559, 518, 519, 311

[56] **References Cited**

U.S. PATENT DOCUMENTS

| | | | | |
|------------|---------|------------------|-------|---------|
| D. 300,257 | 3/1989 | Stahl | | D25/139 |
| D. 309,027 | 7/1990 | Noone et al. | . | |
| D. 313,278 | 12/1990 | Noone | | D25/139 |
| D. 344,144 | 2/1994 | Weaver et al. | . | |
| D. 369,421 | 4/1996 | Kiik et al. | . | |
| D. 375,563 | 11/1996 | Hannah et al. | . | |
| D. 376,660 | 12/1996 | Hannah et al. | | D25/139 |
| 1,593,096 | 7/1926 | Munro | | 52/557 |
| 1,702,609 | 2/1929 | Lesher | | 52/557 |
| 2,018,216 | 10/1935 | Maclean | | 52/557 |
| 2,099,131 | 11/1937 | Miller | | D25/139 |
| 2,139,820 | 12/1938 | Graham | | 52/557 |
| 5,232,530 | 8/1993 | Malmquist et al. | . | |
| 5,369,929 | 12/1994 | Weaver et al. | . | |

| | | | |
|-----------|--------|---------------|---|
| 5,611,186 | 3/1997 | Weaver | . |
| 5,660,014 | 8/1997 | Stahl et al. | . |
| 5,664,385 | 9/1997 | Koschitzky | . |
| 5,666,776 | 9/1997 | Weaver et al. | . |

Primary Examiner—Doris Clark
Attorney, Agent, or Firm—Nixon & Vanderhye, P.C.

[57] **CLAIM**

The ornamental design for a butt portion of a roofing shingle, as shown and described.

DESCRIPTION

FIG. 1 is a top plan of a butt portion of a roofing shingle of a first embodiment of my design.

FIG. 2 is a top plan view of a butt portion of a roofing shingle of a second embodiment.

FIG. 3 is a top plan of a butt portion of a roofing shingle of a third embodiment.

FIGS. 4 is a top plan view of a butt portion of a roofing shingle of a fourth embodiment.

FIG. 5 is a top plan of a butt portion of a roofing shingle of a fifth embodiment and,

FIGS. 6 is a top plan view of a butt portion of a roofing shingle of a sixth embodiment.

The phantom lines indicate the outline of that portion of the shingle which does not form part of the design, but which is environmental structure. The rear view of the shingle is plain and unornamented and the shingle is of conventional thickness.

1 Claim, 3 Drawing Sheets



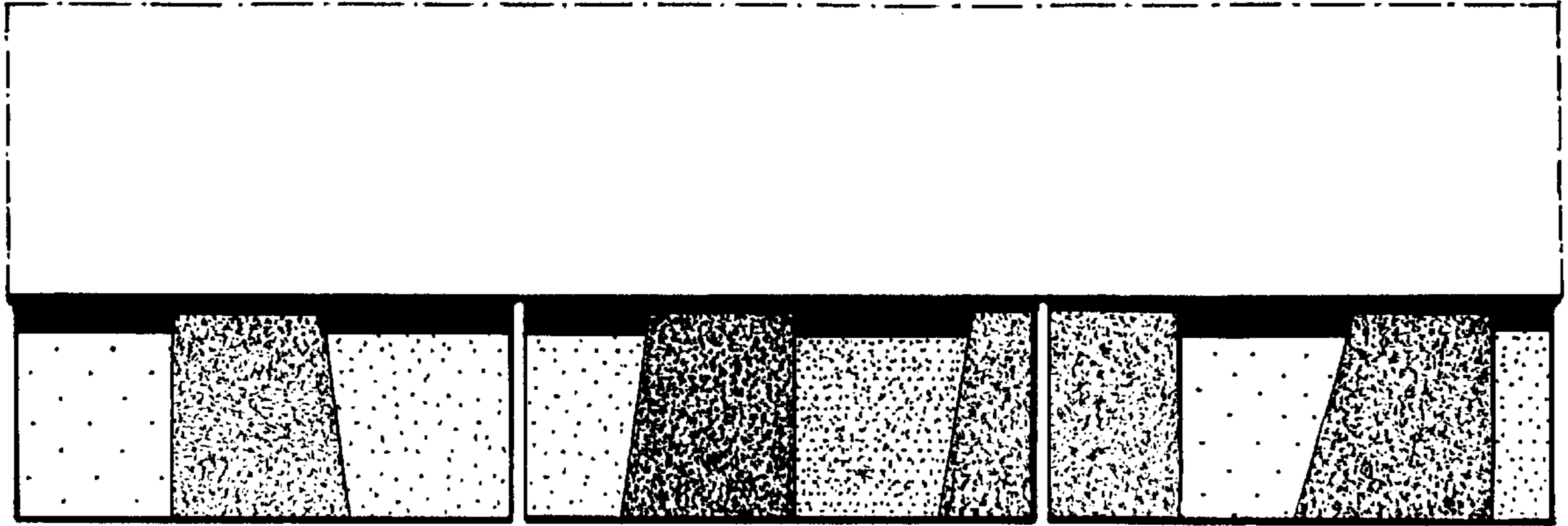


FIG. 1

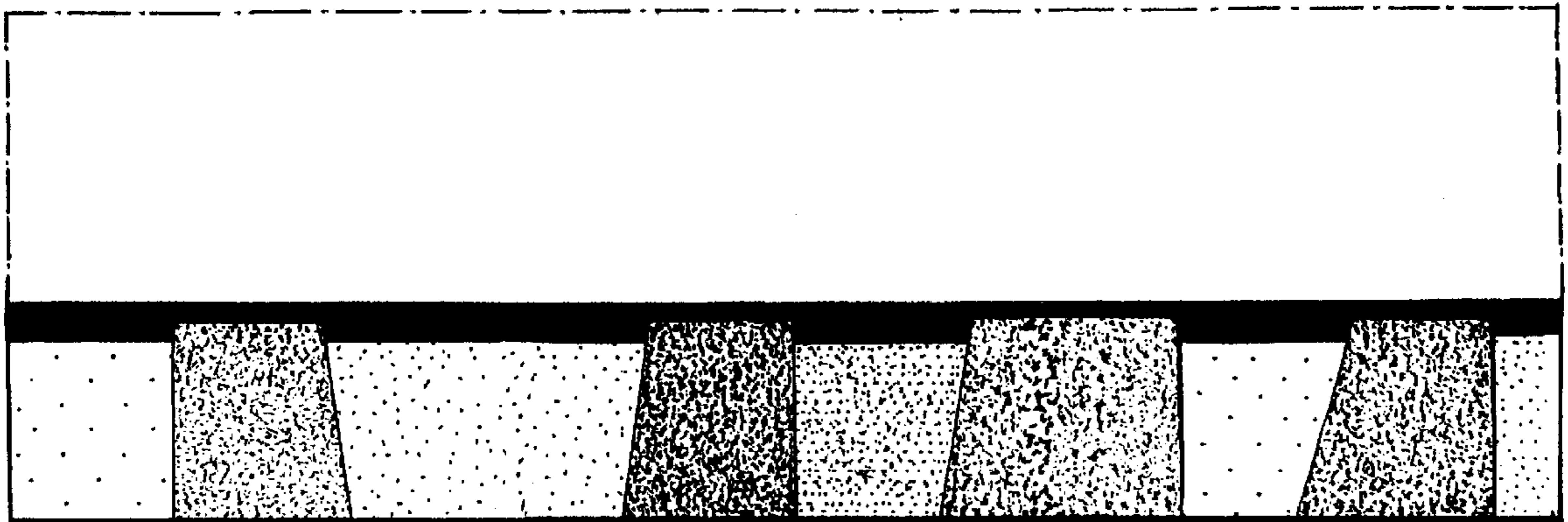


FIG. 2




FIG. 3

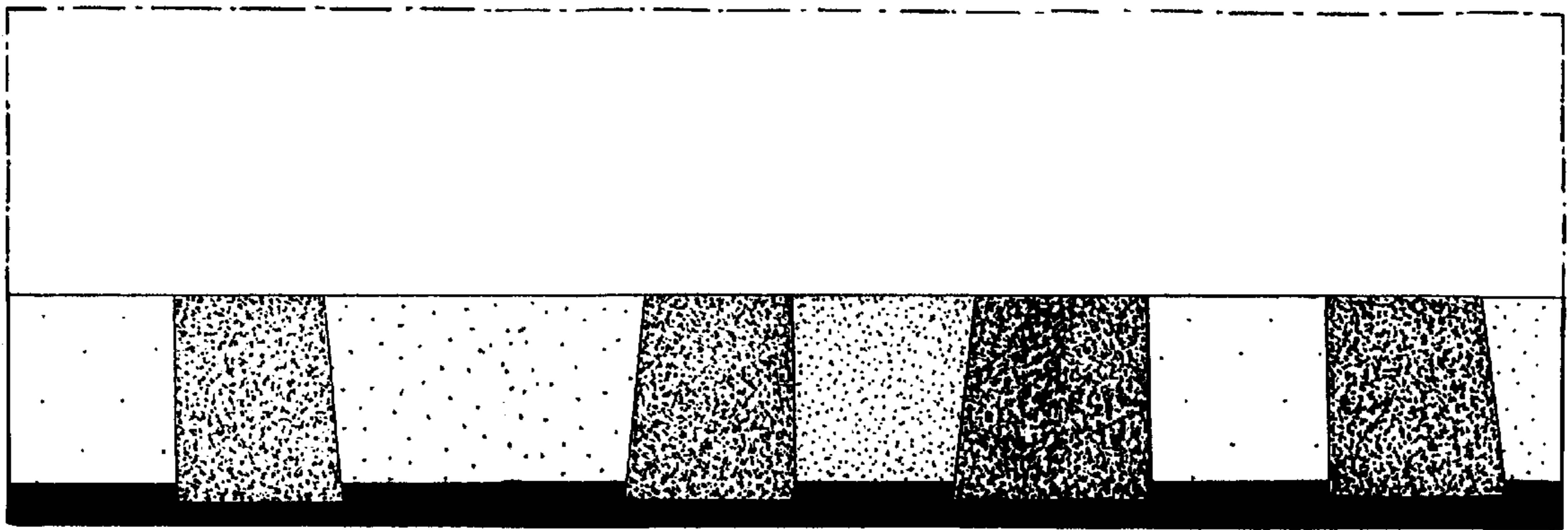


FIG. 4




FIG. 5




FIG. 6