



US00D417470S

United States Patent [19]
Hornsby et al.

[11] **Patent Number: Des. 417,470**
[45] **Date of Patent: ** Dec. 7, 1999**

[54] **PENDANT AMUSEMENT DEVICE**

5,184,830 2/1993 Okada et al. 463/29
5,217,295 6/1993 Tortola et al. 362/109

[75] Inventors: **Russell Hornsby; Bernard Jankowski,**
both of St. Louis; **Joseph Lee**
McGowan, St. Peters; Ryan A.
Wolfenbarger, Maplewood, all of Mo.

OTHER PUBLICATIONS

Hong Kong Enterprise, p. 334, Oct. 1996.
Primary Examiner—Prabhakar Deshmukh
Attorney, Agent, or Firm—Dorsey & Whitney LLP

[73] Assignee: **Trendmasters, Inc., St. Louis, Mo.**

[**] Term: **14 Years**

[57] **CLAIM**

The ornamental design for a pendant amusement device, as shown.

[21] Appl. No.: **29/090,502**

[22] Filed: **Jul. 9, 1998**

DESCRIPTION

[51] **LOC (6) Cl. 21-01**

[52] **U.S. Cl. D21/329**

[58] **Field of Search** D21/324, 328,
D21/329, 331; D14/117.1, 124, 125; 463/1,
29–35, 46, 47; 273/148 B

FIG. 1 is a perspective view of the subject amusement device.

FIG. 2 is a plan view of the top of the embodiment depicted in FIG. 1.

FIG. 3 is a plan view of the bottom of the embodiment depicted in FIG. 1.

FIG. 4 is an elevational view of the front of the embodiment depicted in FIG. 1.

FIG. 5 is a elevational view of one side of the embodiment depicted in FIG. 1.

FIG. 6 is a elevational view of the other side of the embodiment depicted in FIG. 1; and,

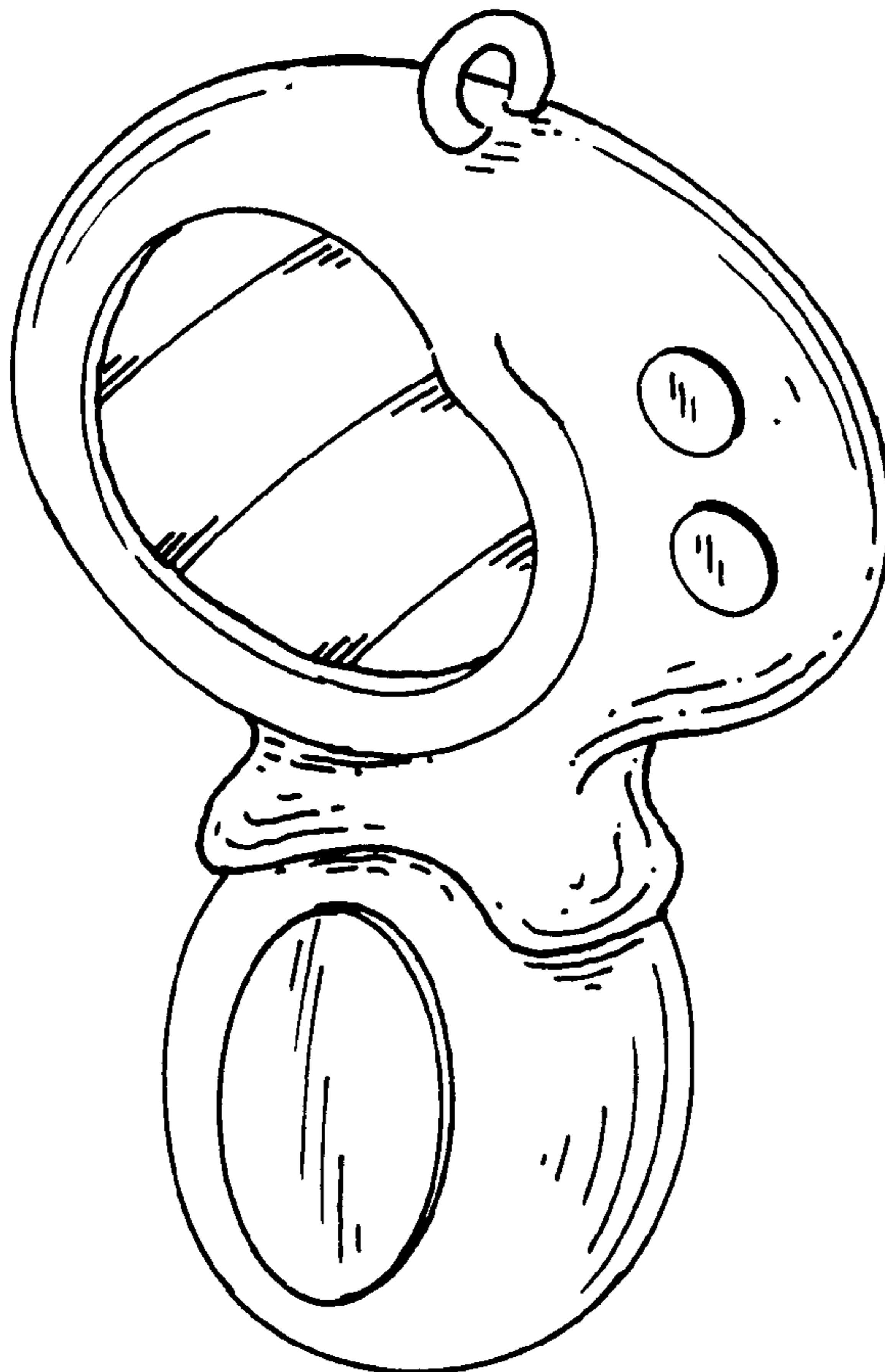
FIG. 7 is an elevational view of the back side of the embodiment depicted in FIG. 1.

[56] **References Cited**

U.S. PATENT DOCUMENTS

| | | | | |
|------------|---------|-------------|-------|---------|
| D. 369,190 | 4/1996 | Feiz | | D21/329 |
| D. 394,856 | 6/1998 | Chiu | | D21/329 |
| D. 397,728 | 9/1998 | Yuen et al. | | D21/329 |
| D. 399,267 | 10/1998 | Fai | | D21/329 |
| D. 399,536 | 10/1998 | Fai | | D21/329 |
| D. 401,297 | 11/1998 | Fai | | D21/329 |
| D. 406,613 | 3/1999 | Nakanishi | | D21/329 |
| D. 407,760 | 4/1999 | Yokoi | | D21/329 |

1 Claim, 2 Drawing Sheets



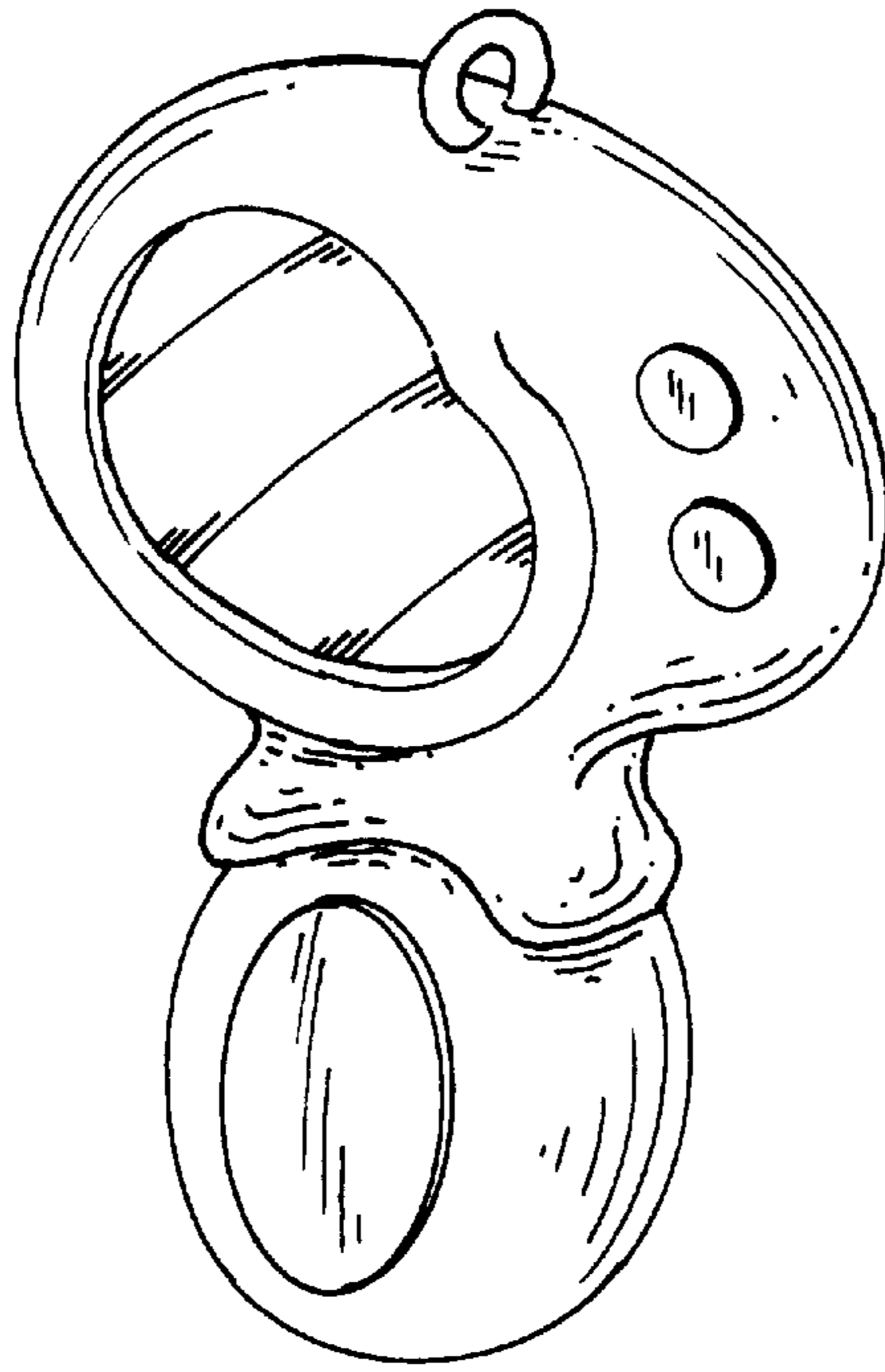


Fig. 1

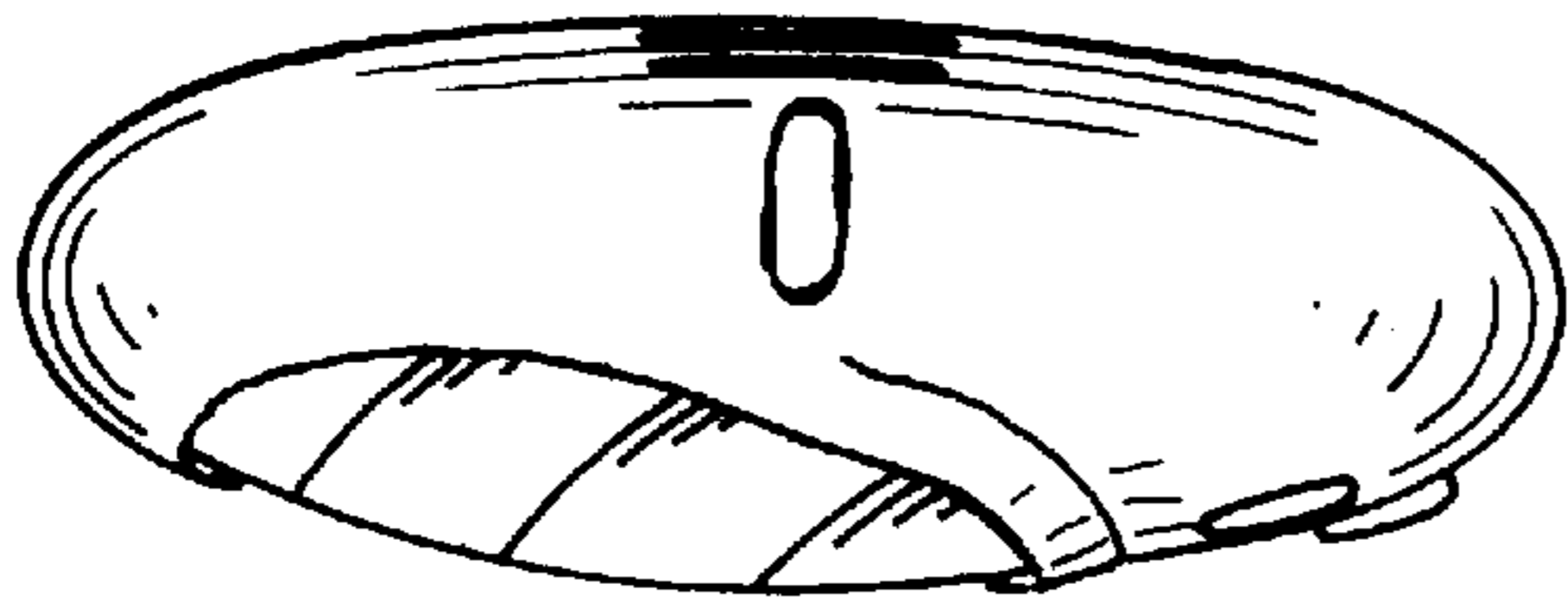


Fig. 2




Fig. 3

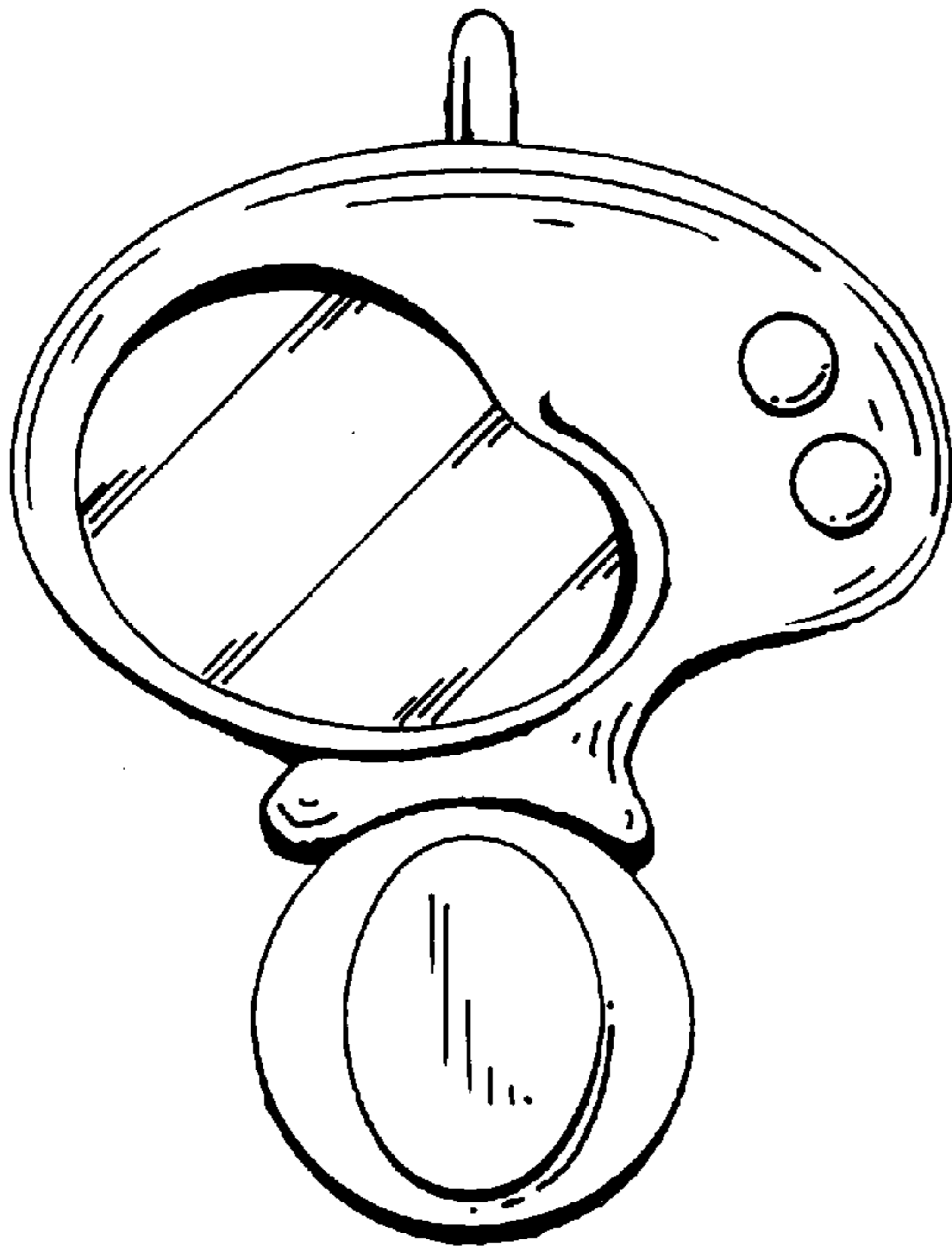


Fig. 4



Fig. 5

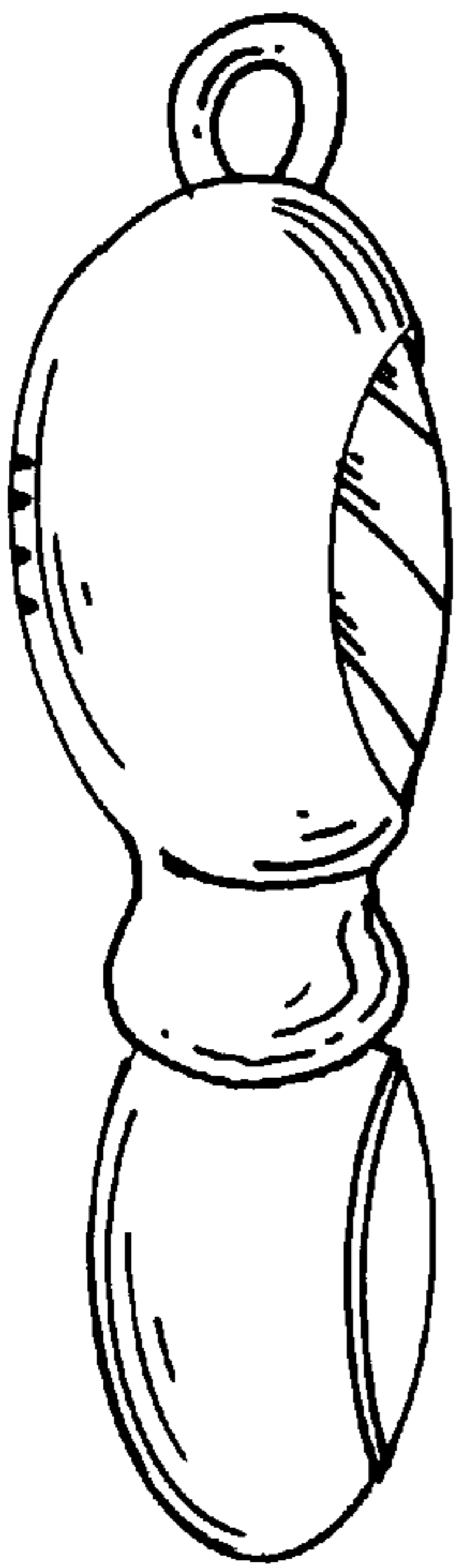


Fig. 6

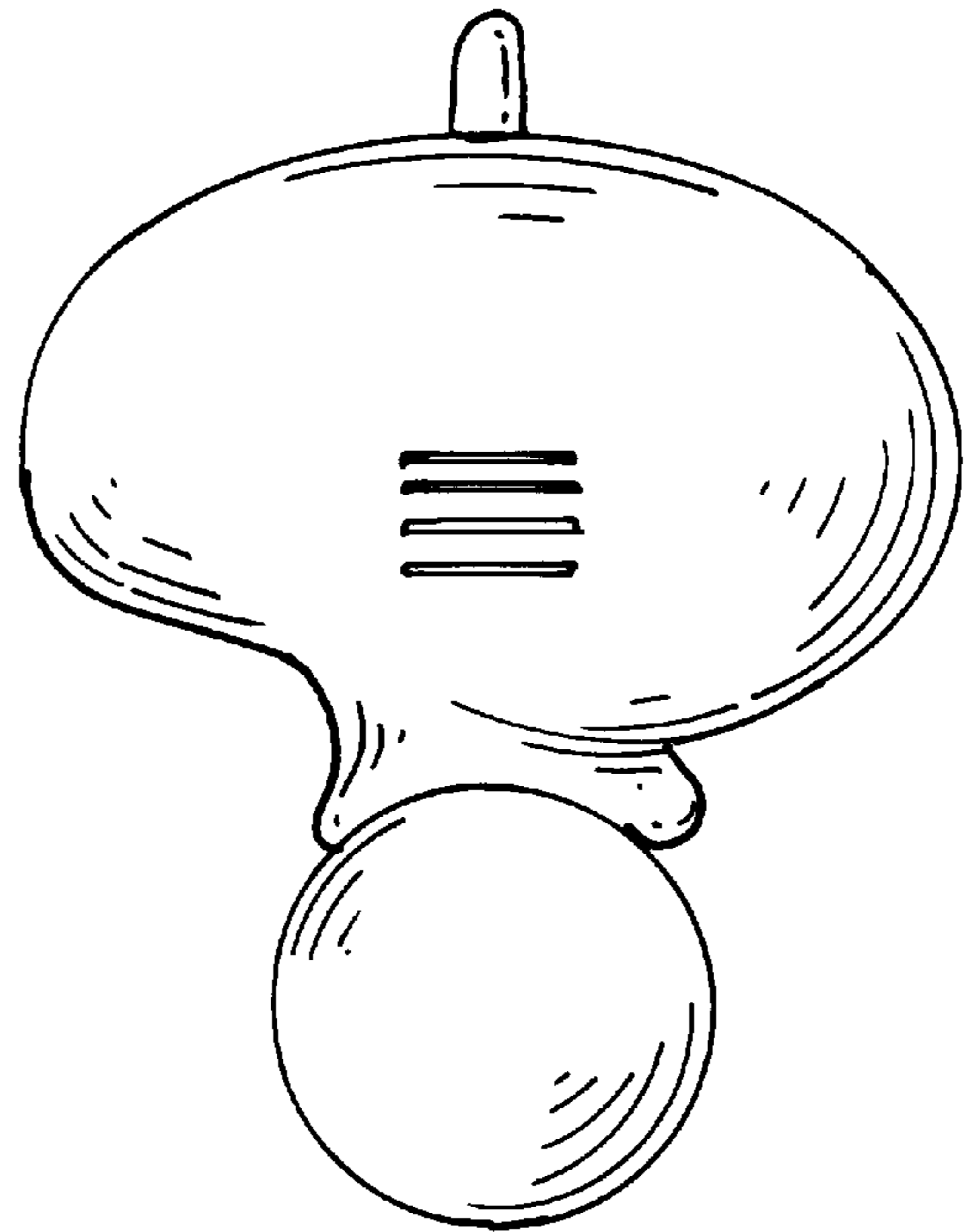


Fig. 7