



US00D417449S

# United States Patent [19]

Harris et al.

[11] Patent Number: Des. 417,449

[45] Date of Patent: \*\* Dec. 7, 1999

[54] PORTABLE TELEPHONE

[75] Inventors: **Daryl Robert Harris**, Evanston; **Derek Edward Jensen**, Grayslake; **William Charles Phillips**, Palatine, all of Ill.

[73] Assignee: **Motorola, Inc.**, Schaumburg, Ill.

[\*\*] Term: **14 Years**

[21] Appl. No.: **29/064,553**

[22] Filed: **Jan. 6, 1997**

### Related U.S. Application Data

[63] Continuation-in-part of application No. 29/051,564, Mar. 13, 1996, abandoned.

[51] LOC (6) Cl. .... **14-03**

[52] U.S. Cl. .... **D14/138**

[58] Field of Search ..... D14/137, 138, D14/140, 142, 147-151, 240, 248; 379/433, 434; 455/400, 90, 550-575

### [56] References Cited

#### U.S. PATENT DOCUMENTS

D. 343,834	2/1994	Taylor	.....	D14/138
D. 353,588	12/1994	Goergen et al.	.....	D14/138
D. 353,809	12/1994	Nuovo et al.	.....	D14/138
D. 354,056	1/1995	Claxton et al.	.....	D14/138
D. 354,284	1/1995	White	.....	D14/138
D. 356,561	3/1995	Berry	.....	D14/138
D. 357,249	4/1995	Williams	.....	D14/147 X
D. 362,852	10/1995	Nagele et al.	.....	D14/147 X
D. 364,160	11/1995	Seki	.....	D14/147 X
D. 365,818	1/1996	Irie et al.	.....	D14/147 X
D. 365,819	1/1996	Sawaguchi et al.	.....	D14/147
D. 367,649	3/1996	Richards et al.	.....	D14/138
D. 370,223	5/1996	Kajita et al.	.....	D14/147 X
D. 376,143	12/1996	Biskup et al.	.....	D14/138

D. 377,351	1/1997	Toki et al.	.....	D14/138
D. 379,624	6/1997	Harris et al.	.....	D14/138
5,335,273	8/1994	Takagi et al.	.....	379/433
5,561,436	10/1996	Phillips	.....	455/575 X

Primary Examiner—Jeffrey Asch  
Attorney, Agent, or Firm—Randall S. Vaas

### [57] CLAIM

The ornamental design for a portable telephone, as shown and described.

### DESCRIPTION

FIG. 1 is a front, bottom, and left side perspective view showing our new design for a portable telephone with the keypad cover closed, with broken line matter being for illustrative purposes only and forming no part of the claimed design.

FIG. 2 is a front, bottom, and left side perspective view showing our new design for a portable telephone with the keypad cover open, with broken line matter being for illustrative purposes only and forming no part of the claimed design.


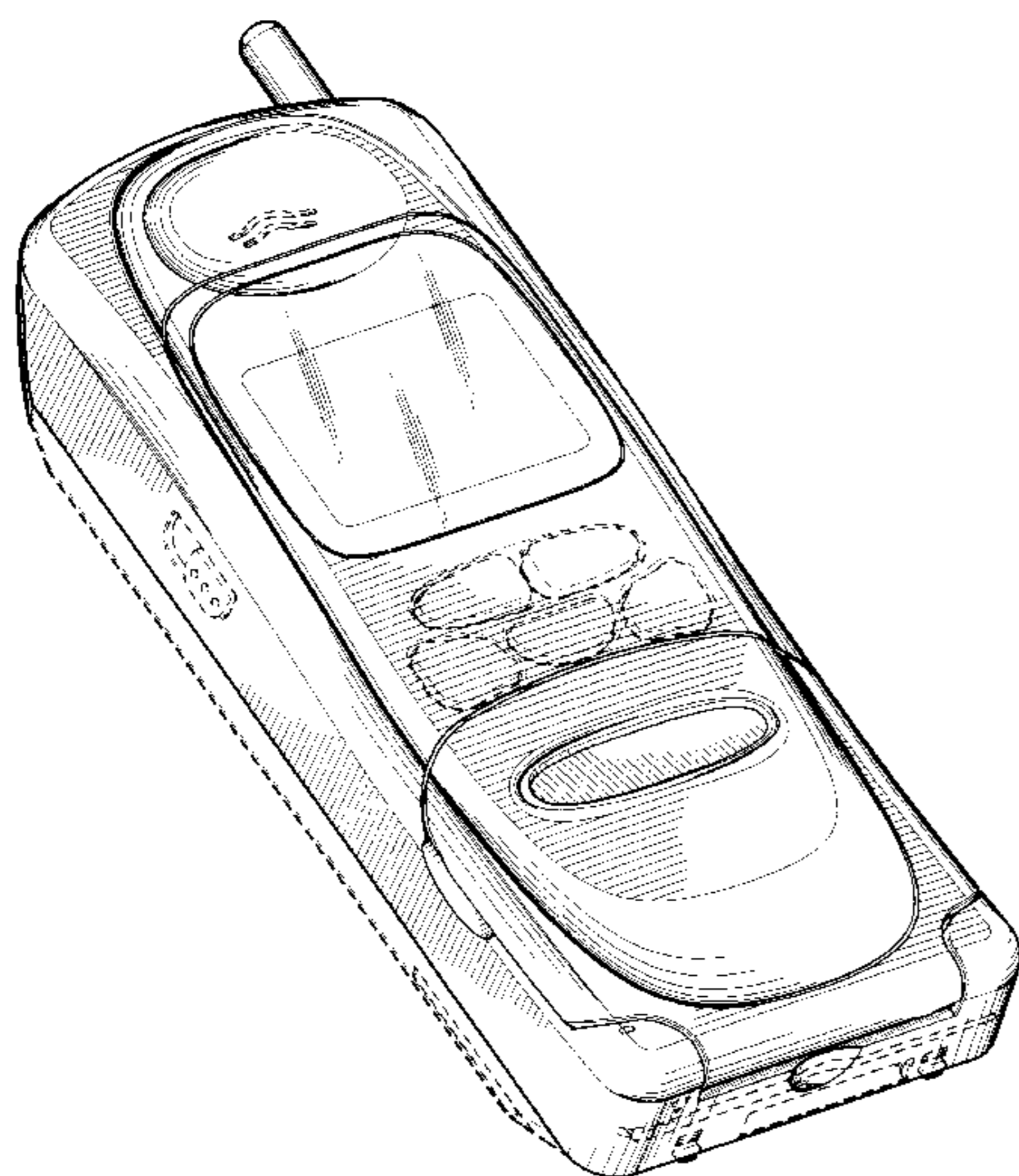
FIG. 3 is a right side elevation view of the portable telephone with the keypad cover closed, with broken line matter being for illustrative purposes only and forming no part of the claimed design.

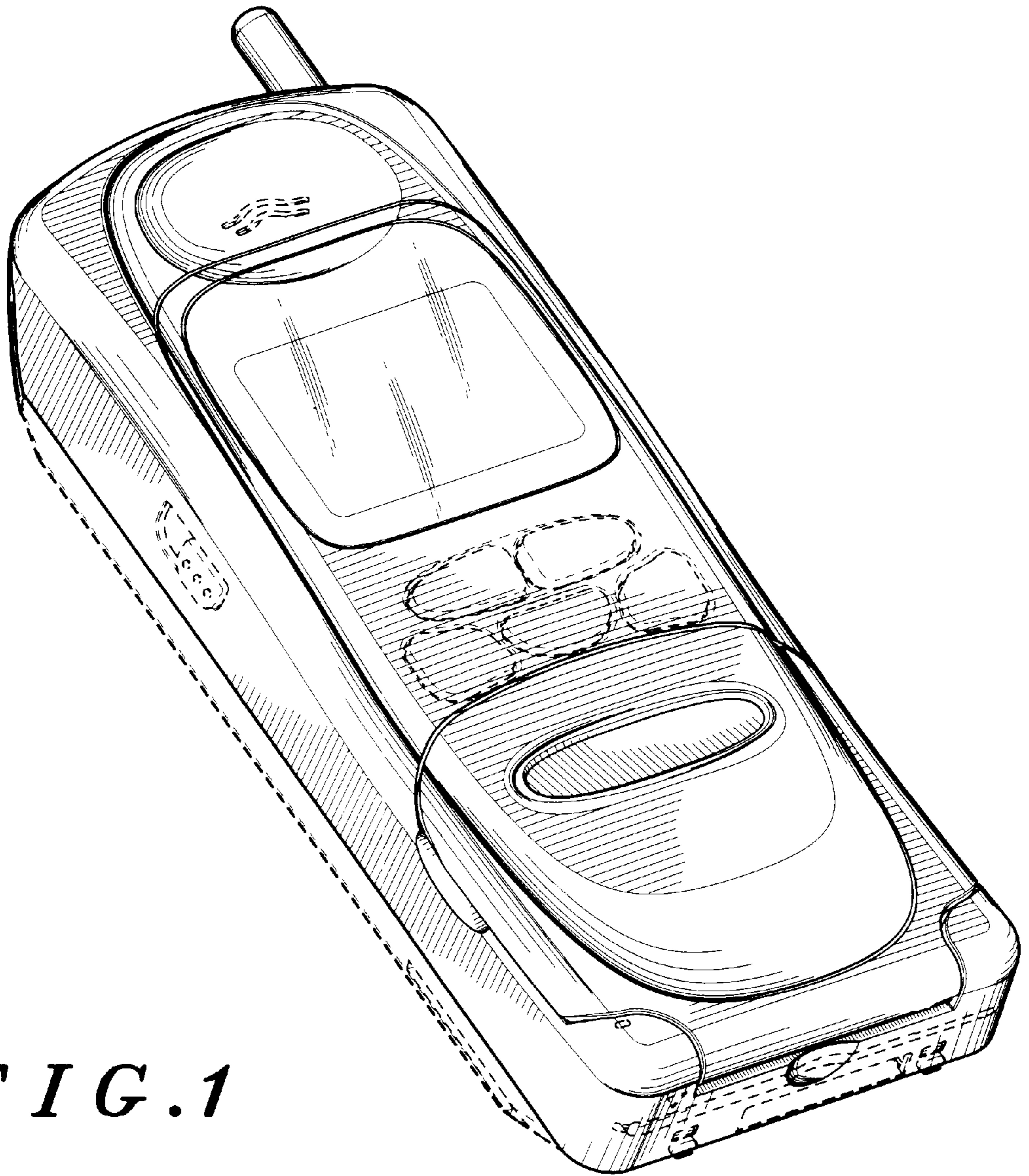
FIG. 4 is a rear elevation view of the portable telephone with the keypad cover closed, with broken line matter being for illustrative purposes only and forming no part of the claimed design.

FIG. 5 is a top plan view of the portable telephone with the keypad cover closed, with broken line matter being for illustrative purposes only and forming no part of the claimed design; and,

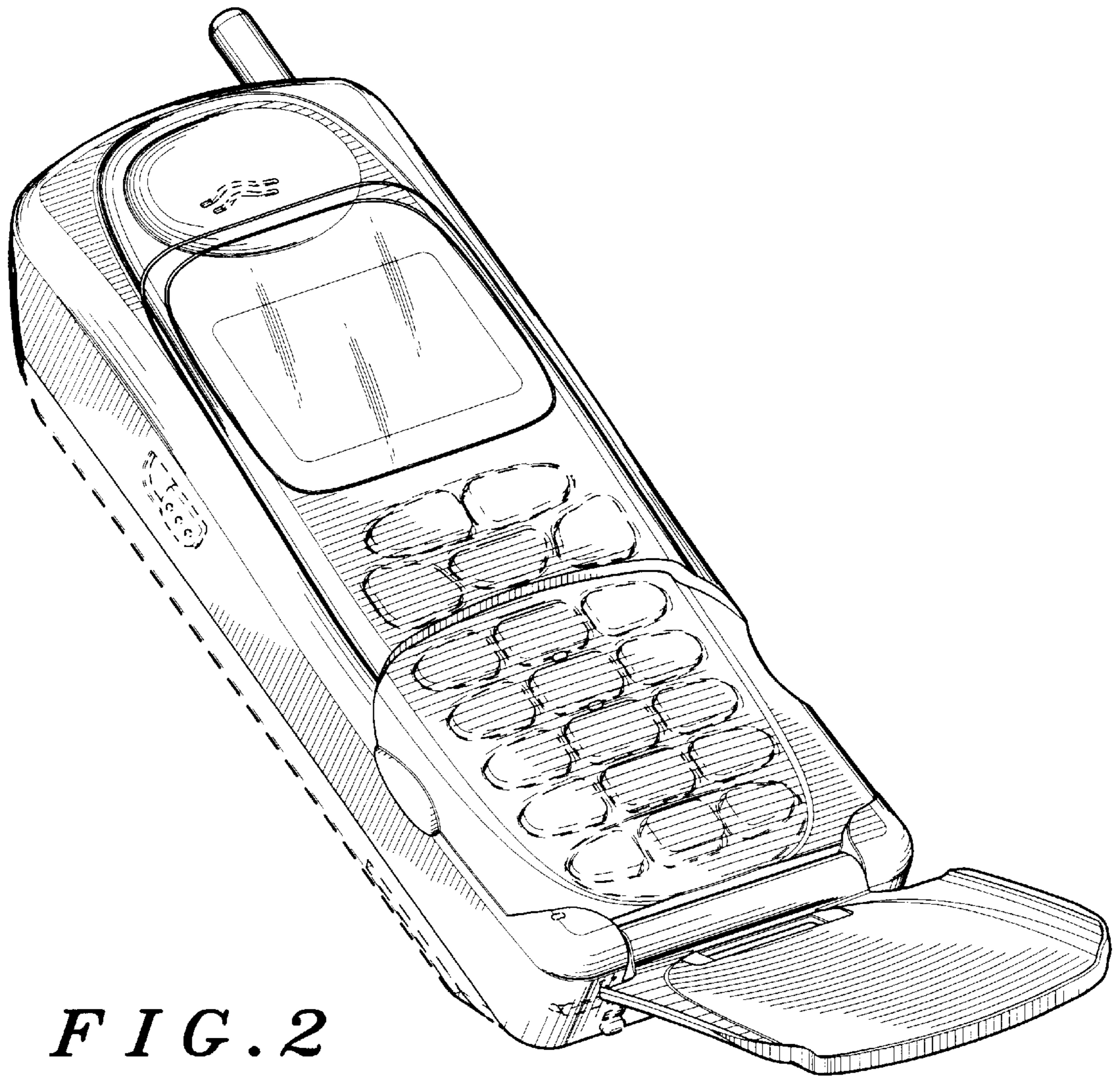
FIG. 6 is a bottom plan view thereof, with broken line matter being for illustrative purposes only and forming no part of the claimed design.

1 Claim, 4 Drawing Sheets







*FIG. 1*



*FIG. 2*

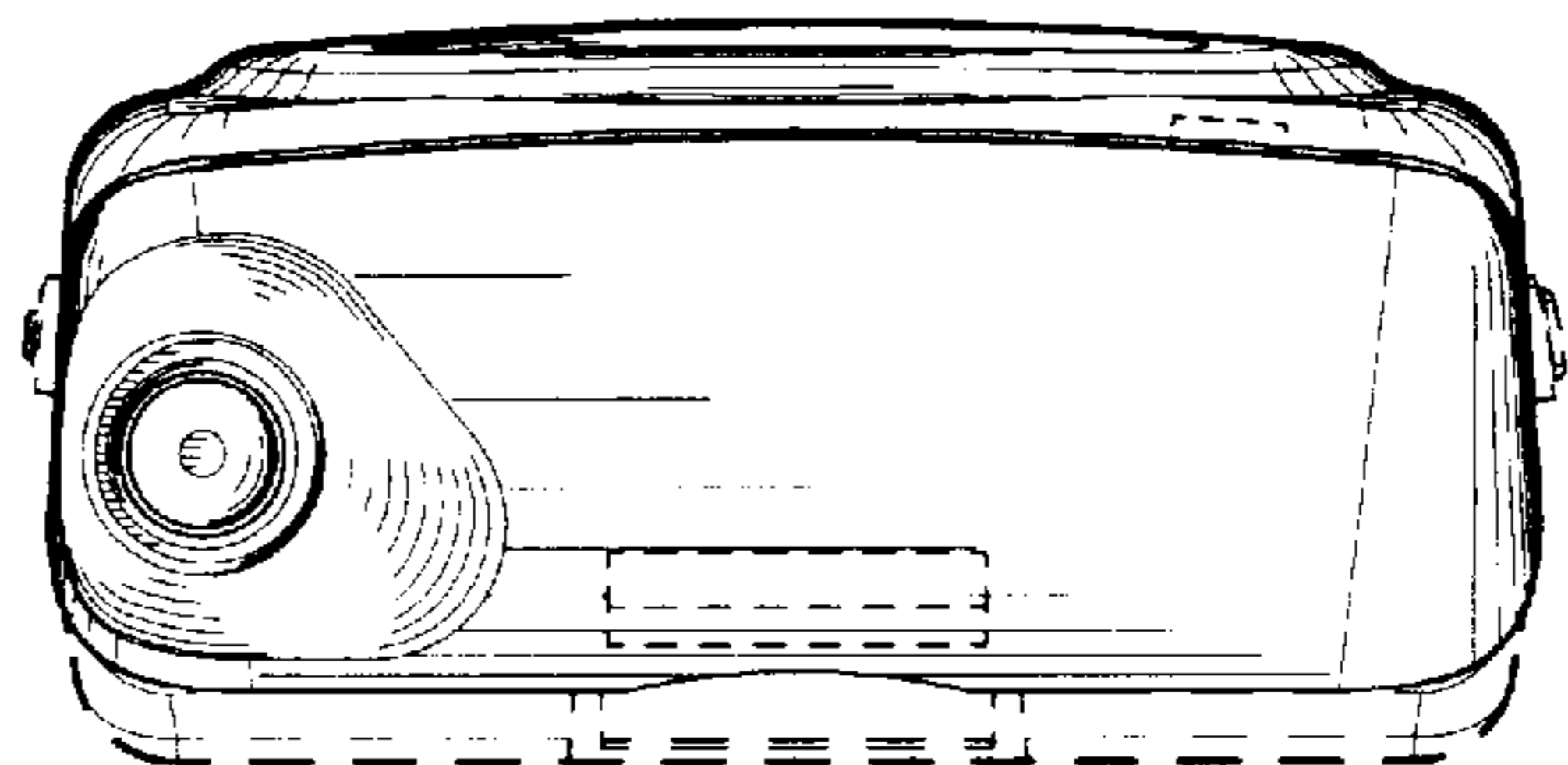


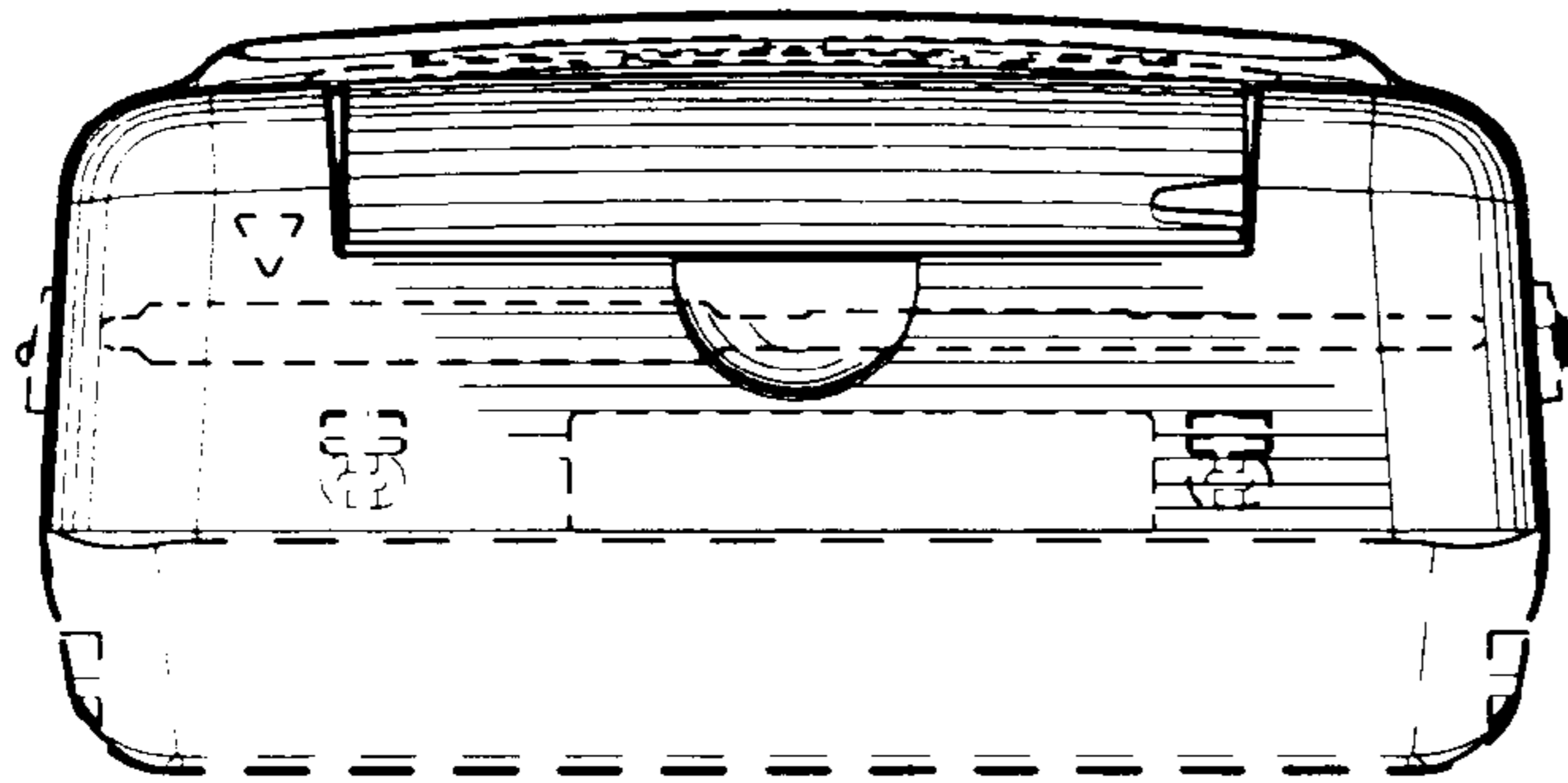
*FIG. 3*



*FIG. 4*

*FIG. 5*





*FIG. 6*