



US00D417427S

United States Patent [19] Brown

[11] Patent Number: **Des. 417,427**

[45] Date of Patent: **** Dec. 7, 1999**

[54] **WHEEL**

[75] Inventor: **Larry Paul Brown**, Altadena, Calif.

[73] Assignee: **Ultra Wheel Co.**, Buena Park, Calif.

[**] Term: **14 Years**

[21] Appl. No.: **29/103,563**

[22] Filed: **Apr. 16, 1999**

[51] **LOC (6) Cl.** **12-16**

[52] **U.S. Cl.** **D12/211**

[58] **Field of Search** D12/204-213;
301/64.1, 65, 37.1

D. 398,574 9/1998 McMath D12/211
D. 405,749 2/1999 Kulla D12/211
D. 410,618 6/1999 Hussaini et al. D12/211

Primary Examiner—Doris V. Coles
Assistant Examiner—Stacia Sinuik
Attorney, Agent, or Firm—Pretty, Schroeder & Poplawski, P.C.

[57] CLAIM

I claim the ornamental design for a wheel, as shown and described.

DESCRIPTION

FIG. 1 is a perspective view of a wheel showing my new design;

FIG. 2 is a reduced front elevational view thereof;

FIG. 3 is a reduced left-side elevational view thereof, the right side being a mirror image of the left side;

FIG. 4 is a reduced cross sectional view thereof taken along the line 5-5 in FIG. 2.

The broken line disclosure in FIGS. 1-4 is for illustrative purposes only and forms no part of the claimed design.

[56] References Cited

U.S. PATENT DOCUMENTS

D. 235,431 6/1975 Scott D12/211
D. 243,169 1/1977 Suzuki et al. D12/205
D. 339,561 9/1993 Maiworm et al. D12/211
D. 361,547 8/1995 Weld D12/211
D. 368,464 4/1996 Morley et al. D12/211
D. 382,530 8/1997 Raudman et al. D12/211
D. 391,215 2/1998 Cervati D12/209

1 Claim, 3 Drawing Sheets




FIG. 1

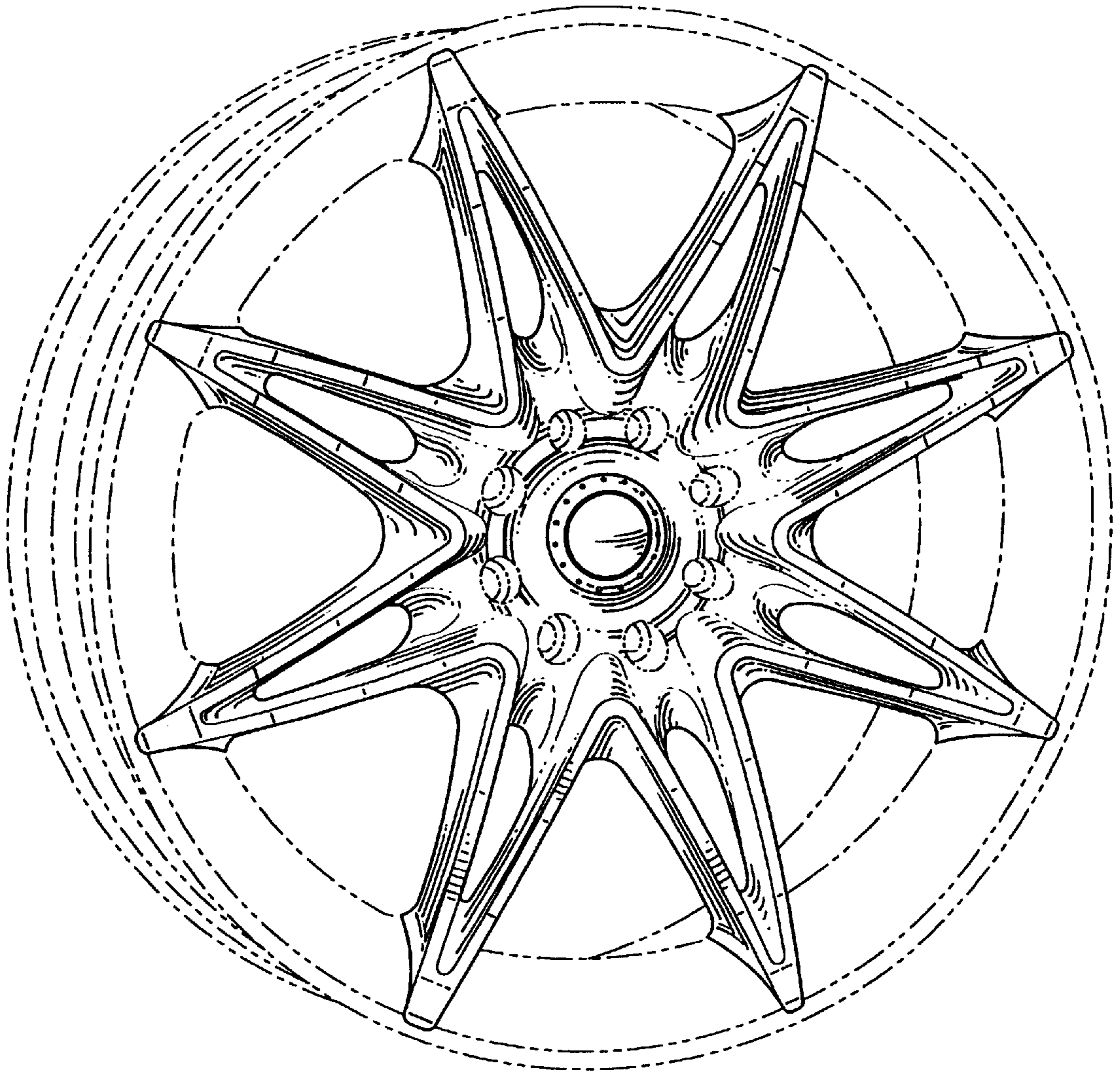


FIG. 2


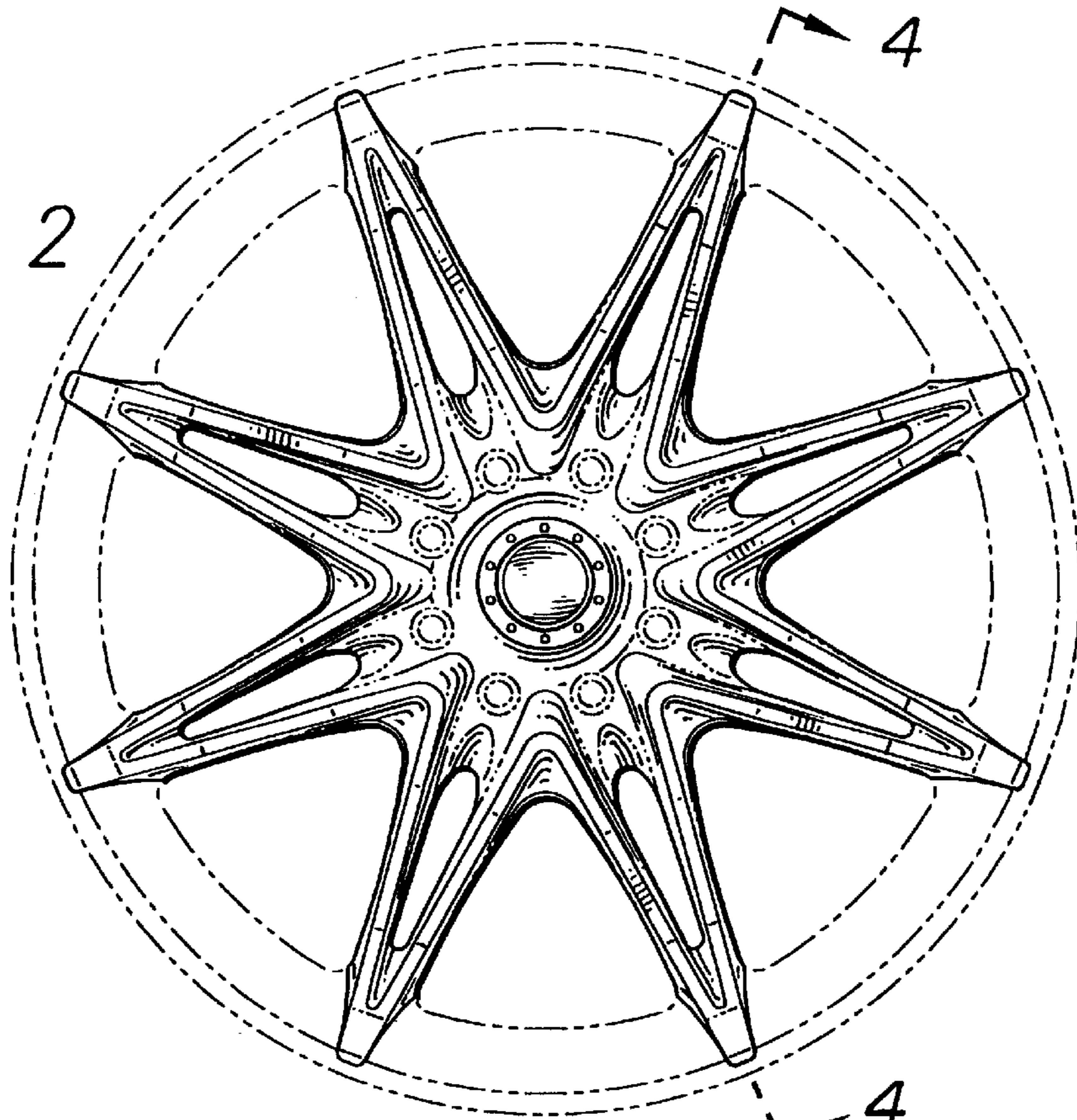


FIG. 3

FIG. 4

