



US00D417426S

# United States Patent [19]

Leasure et al.

[11] **Patent Number: Des. 417,426**

[45] **Date of Patent: \*\* Dec. 7, 1999**

[54] **HUBCAP**

[75] Inventors: **Jeremy Douglas Leasure**, Charlotte, N.C.; **Michael Edward Kidwell**, Champaign, Ill.

[73] Assignee: **Deere & Company**, Moline, Ill.

[\*\*] Term: **14 Years**

[21] Appl. No.: **29/079,192**

[22] Filed: **Oct. 28, 1997**

[51] **LOC (6) Cl.** ..... **12-16**

[52] **U.S. Cl.** ..... **D12/204**

[58] **Field of Search** ..... D12/204-213;  
301/64.1, 65, 37.1, 108.1-108.4

[56] **References Cited**

**U.S. PATENT DOCUMENTS**

D. 232,430	8/1974	Clary	.....	D12/204
D. 234,131	1/1975	Woelffer et al.	.....	D12/135
D. 248,849	8/1978	Kozloski	.....	D12/209
D. 252,509	7/1979	Kozloski	.....	D12/209

D. 264,836	6/1982	Main et al.	.....	D12/211
D. 369,775	5/1996	Choi	.....	D12/204
D. 392,240	3/1998	Kingsland	.....	D12/213
D. 393,441	4/1998	Lombard	.....	D12/204
D. 407,362	3/1999	Schardt	.....	D12/204

*Primary Examiner*—Doris V. Coles  
*Assistant Examiner*—Stacia Sinuik

[57] **CLAIM**

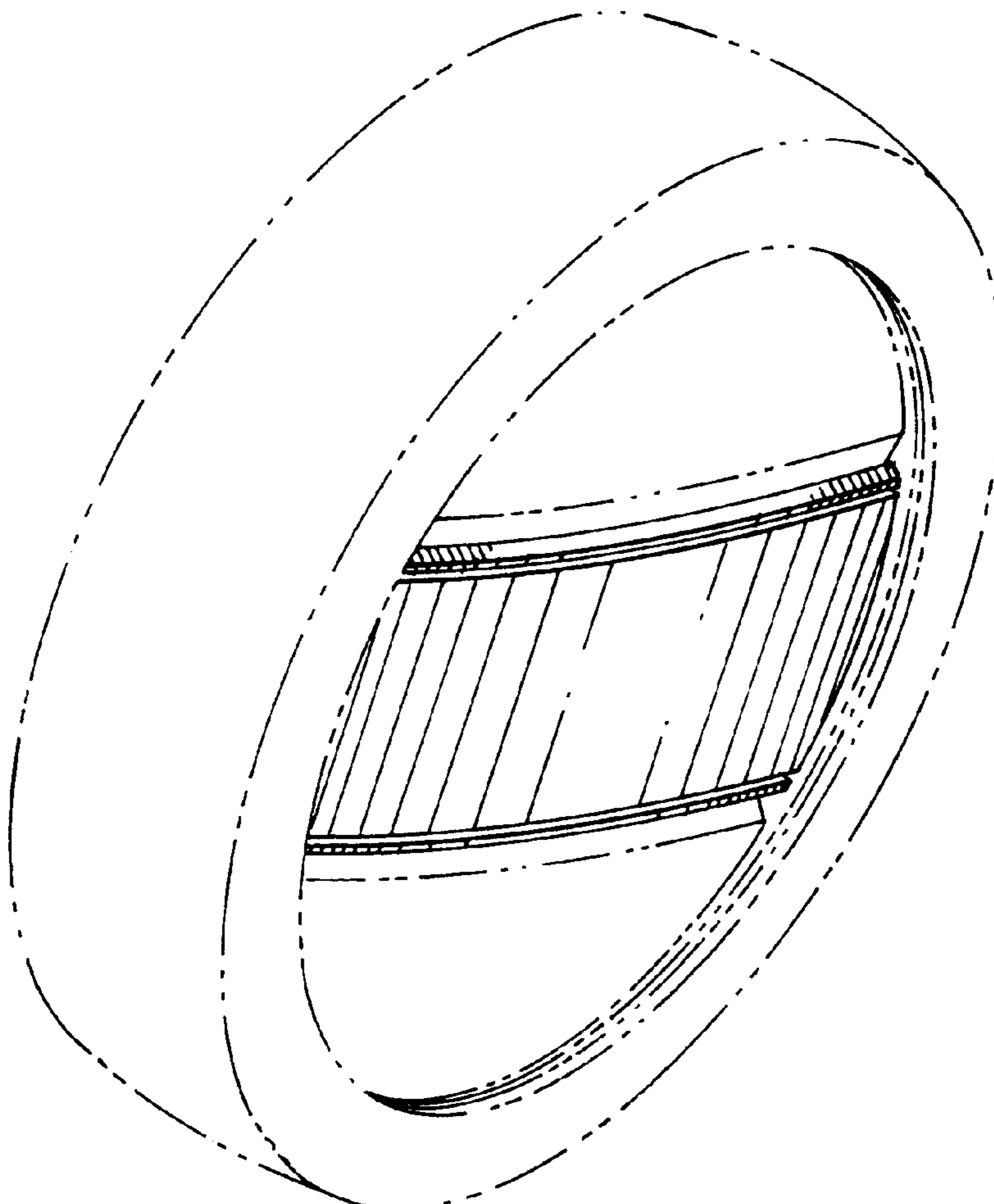
The ornamental design for a hubcap, as shown and described.

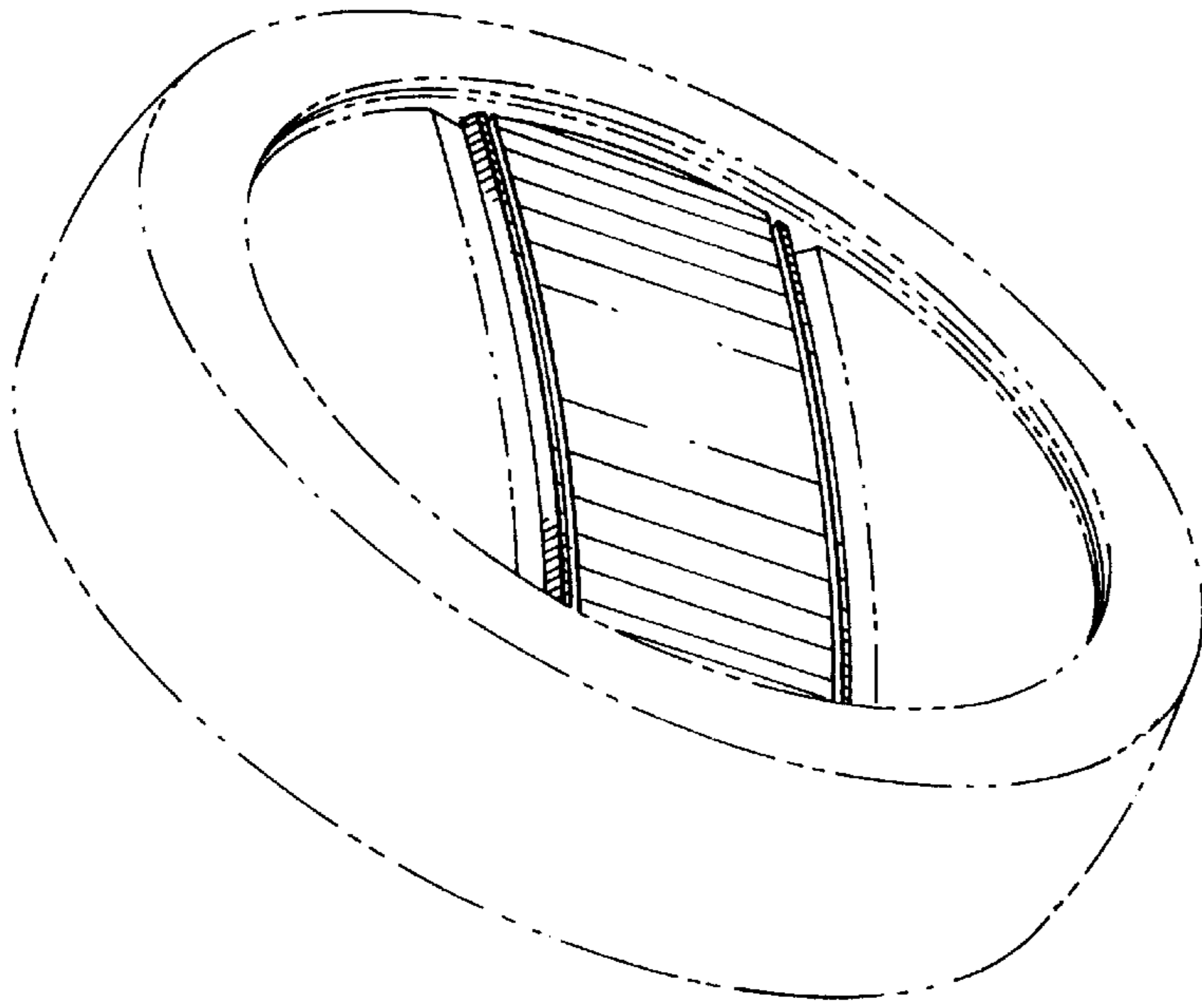
**DESCRIPTION**

FIG. 1 is a front elevated perspective view of a hubcap showing our new design, the broken line showing of the tire and rim being for illustrative purposes only, and forms no part of the claimed design;


FIG. 2 is a front view of the hubcap design of FIG. 1; FIG. 3 is a top view of the hubcap design of FIG. 1; FIG. 4 is a bottom view of the hubcap design of FIG. 1; FIG. 5 is a left side view of the hubcap design of FIG. 1; and, FIG. 6 is a right side view of the hubcap design of FIG. 1.

**1 Claim, 1 Drawing Sheet**





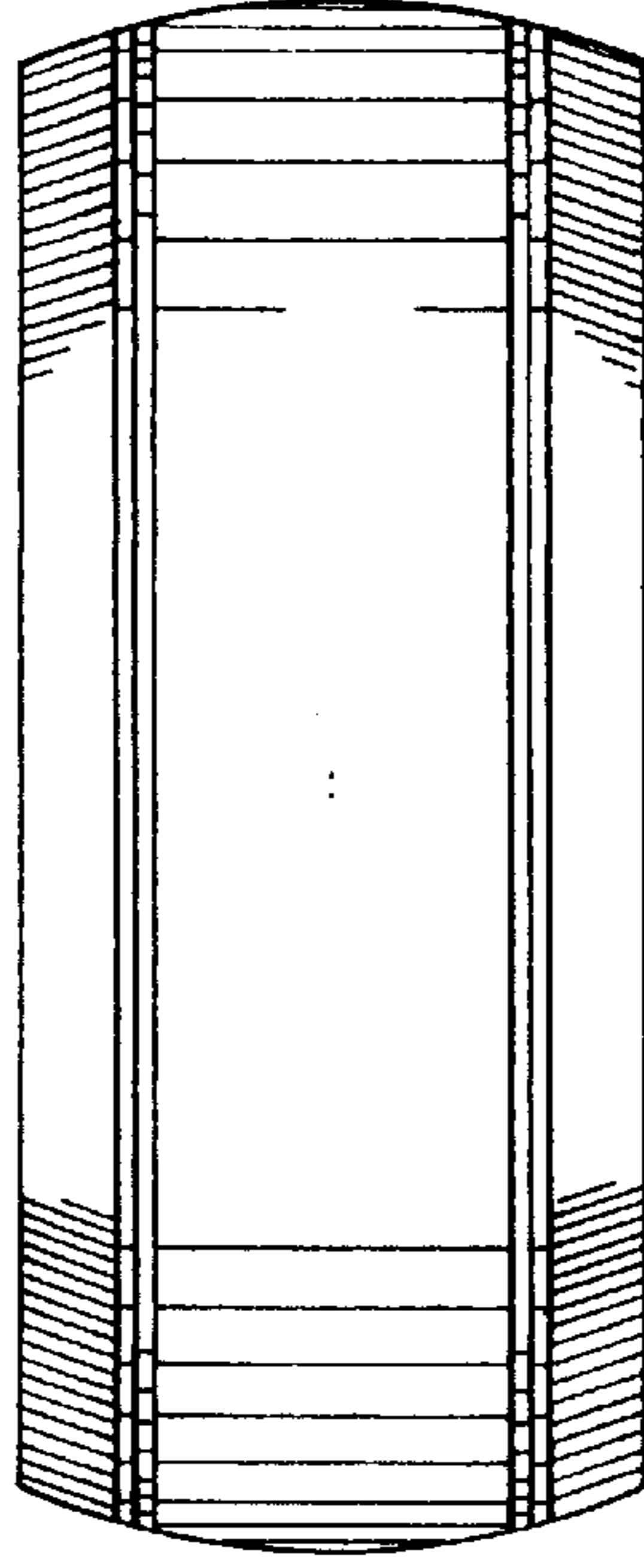
**FIG. 1**



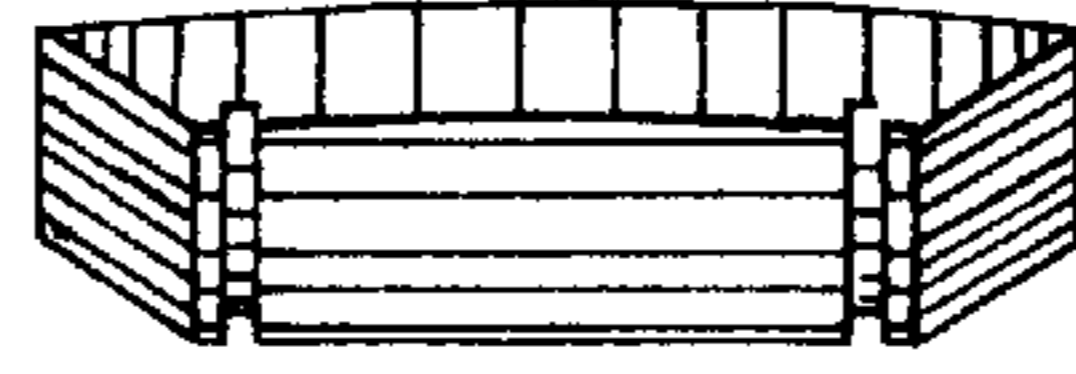
**FIG. 5**




**FIG. 3**



**FIG. 2**



**FIG. 6**



**FIG. 4**