



US00D417420S

United States Patent [19]

Villamizar et al.

[11] Patent Number: Des. 417,420

[45] Date of Patent: ** Dec. 7, 1999

[54] TIRE TREAD

[75] Inventors: William Urbano Villamizar, Mersch, Luxembourg; Richard Heinen, Habay-la-Neuve, Belgium

[73] Assignee: The Goodyear Tire & Rubber Company, Akron, Ohio

[**] Term: 14 Years

[21] Appl. No.: 29/100,859

[22] Filed: Feb. 19, 1999

[51] LOC (6) Cl. 12-15

[52] U.S. Cl. D12/147

[58] Field of Search D12/136-152; 152/209.1, 209.8, 209.9, 209.11, 209.13, 209.16, 209.28, 901, 902, 903

[56] References Cited

U.S. PATENT DOCUMENTS

D. 292,081	9/1987	Kuroda	D12/146
D. 293,664	1/1988	Hayakawa et al.	D12/146
D. 298,115	10/1988	Kuroda	D12/146
D. 310,648	9/1990	Armellin	D12/146
D. 313,781	1/1991	Kuroda	D12/147
D. 316,534	4/1991	Hutz	D12/147
D. 317,740	6/1991	Takehara	D12/146
D. 324,665	3/1992	Davis et al.	D12/146
D. 333,287	2/1993	Slingluff et al.	D12/146
D. 335,115	4/1993	Suzuki	D12/147

D. 344,477	2/1994	Lardo	D12/146
D. 349,671	8/1994	Seimiya et al.	D12/147
D. 349,674	8/1994	Seimiya et al.	D12/147
D. 390,519	2/1998	White	D12/147
D. 405,741	2/1999	Weber et al.	D12/147

OTHER PUBLICATIONS

Kelly-Springfield Explorer Tire, 1997 Tread Design Guide, p. 43. 2/5, Jan. 1997.

Summit Siempre VI Tire, 1997 Tread Design Guide, p. 73. 2/1, Jan. 1997.

Primary Examiner—Robert M. Spear

Attorney, Agent, or Firm—T P Lewandowski

[57] CLAIM

The ornamental design for a tire tread, as shown and described.

DESCRIPTION

FIG. 1 is a perspective view of a tire tread showing our new design, it being understood that the pattern repeats uniformly throughout the circumference of the tread;

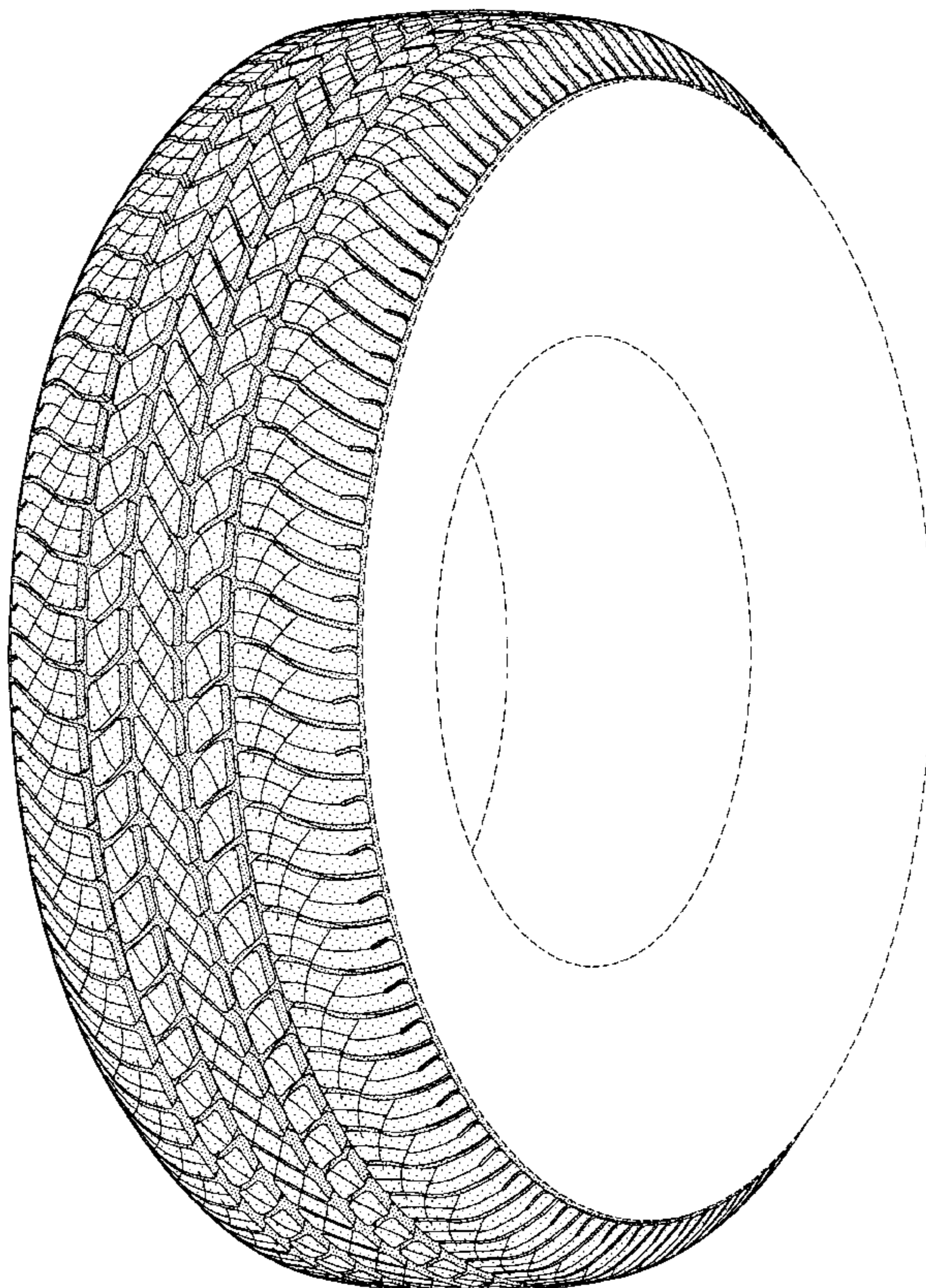
FIG. 2 is a front elevational view thereof;

FIG. 3 is a side elevational view thereof, the opposite side elevational view being identical thereto; and,

FIG. 4 is an enlarged fragmentary perspective view.

In the drawings, the broken lines defining the inner bead of the sidewall and the peripheral boundary between the tire tread and the sidewall are for illustrative purposes only and form no part of the claimed design.

1 Claim, 4 Drawing Sheets



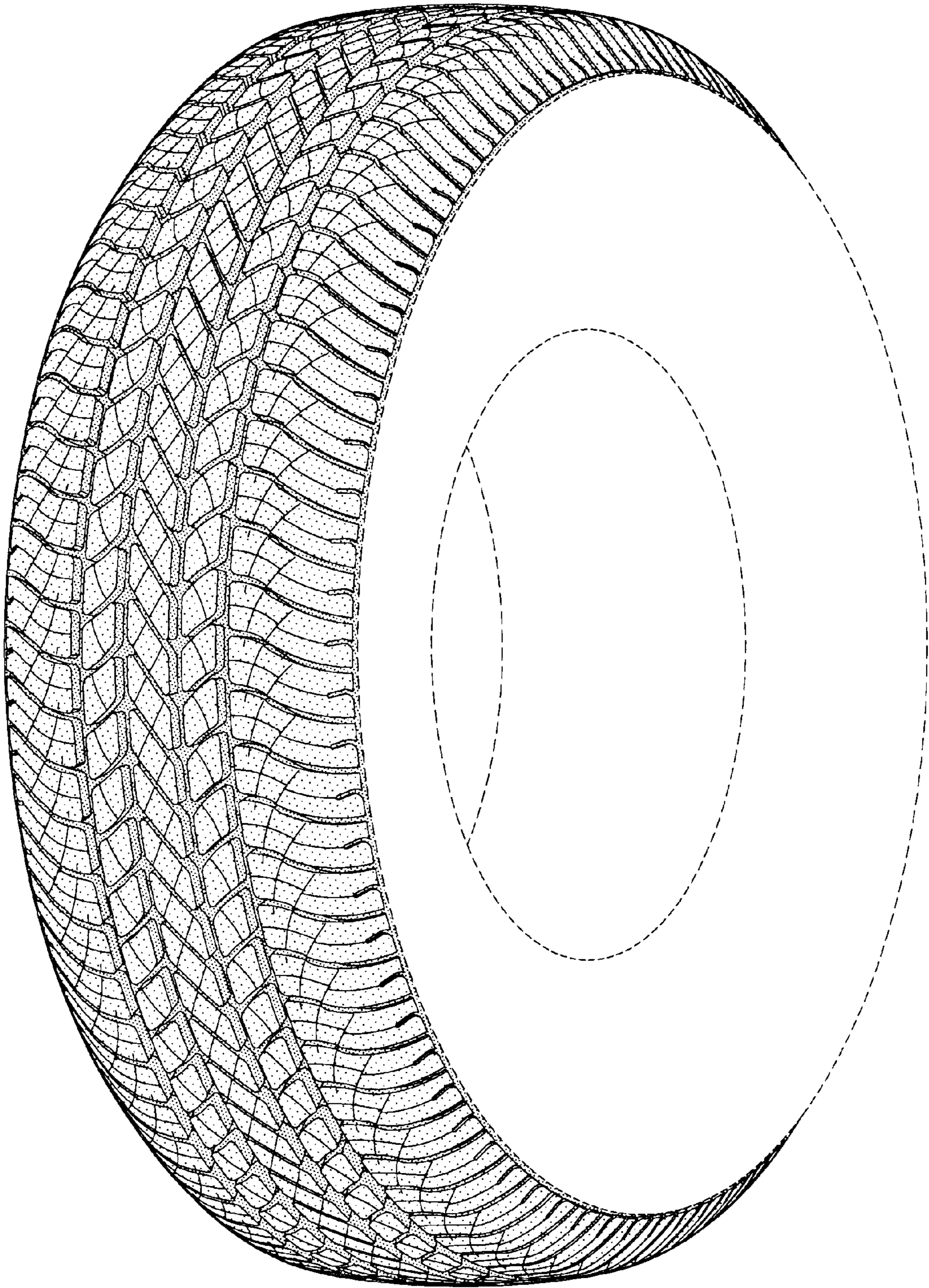


FIG-1

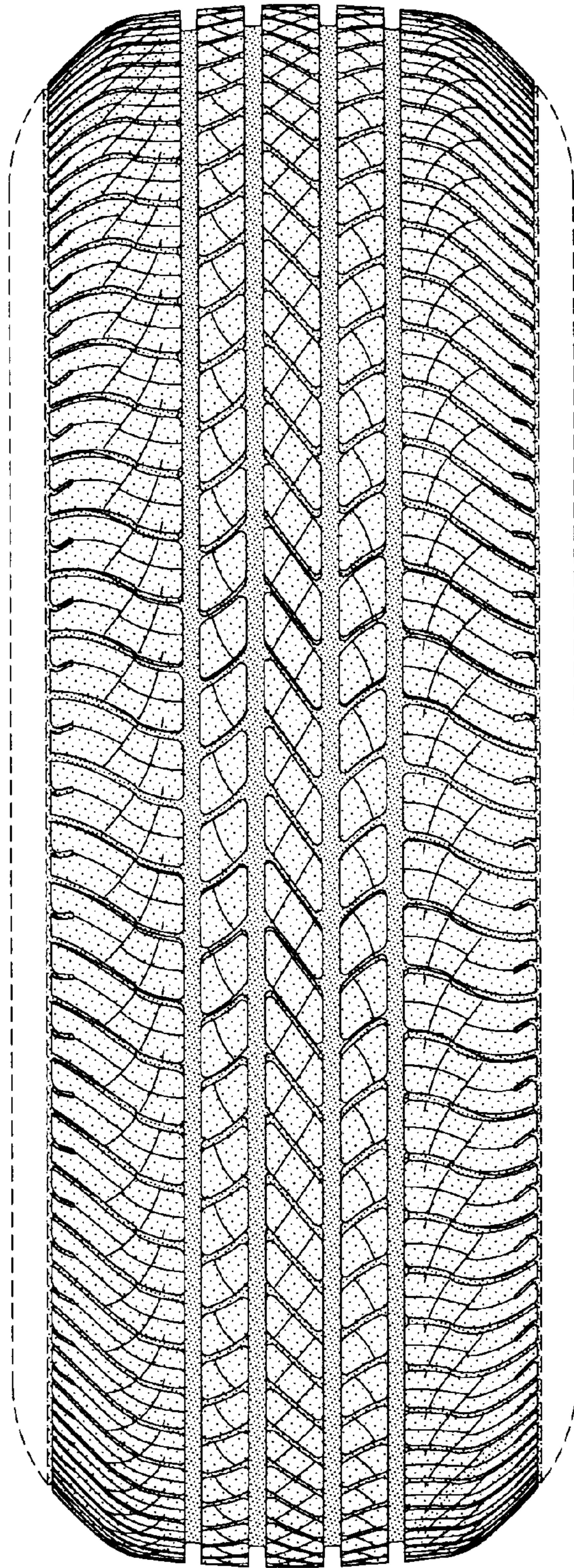


FIG-2

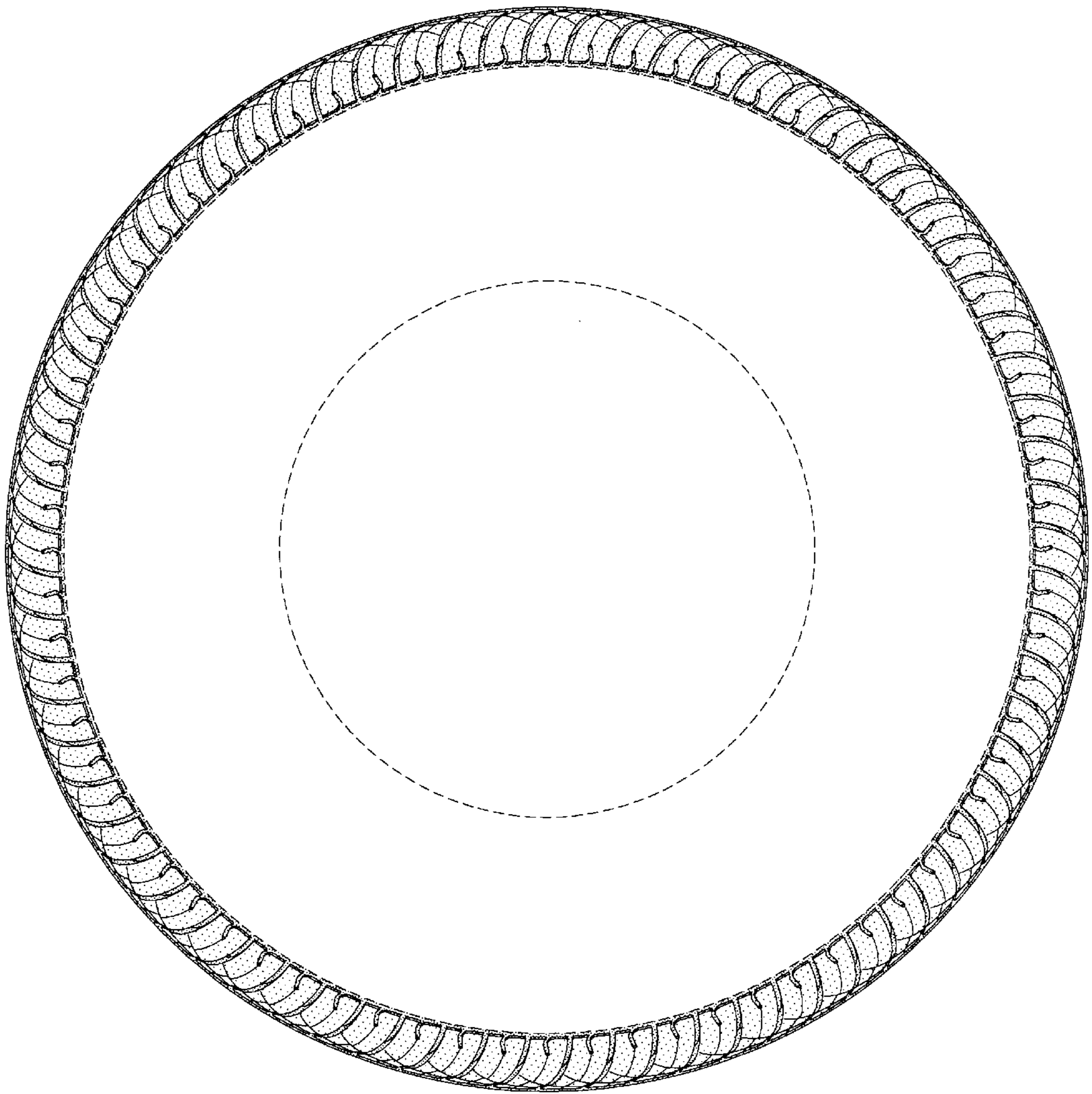


FIG-3

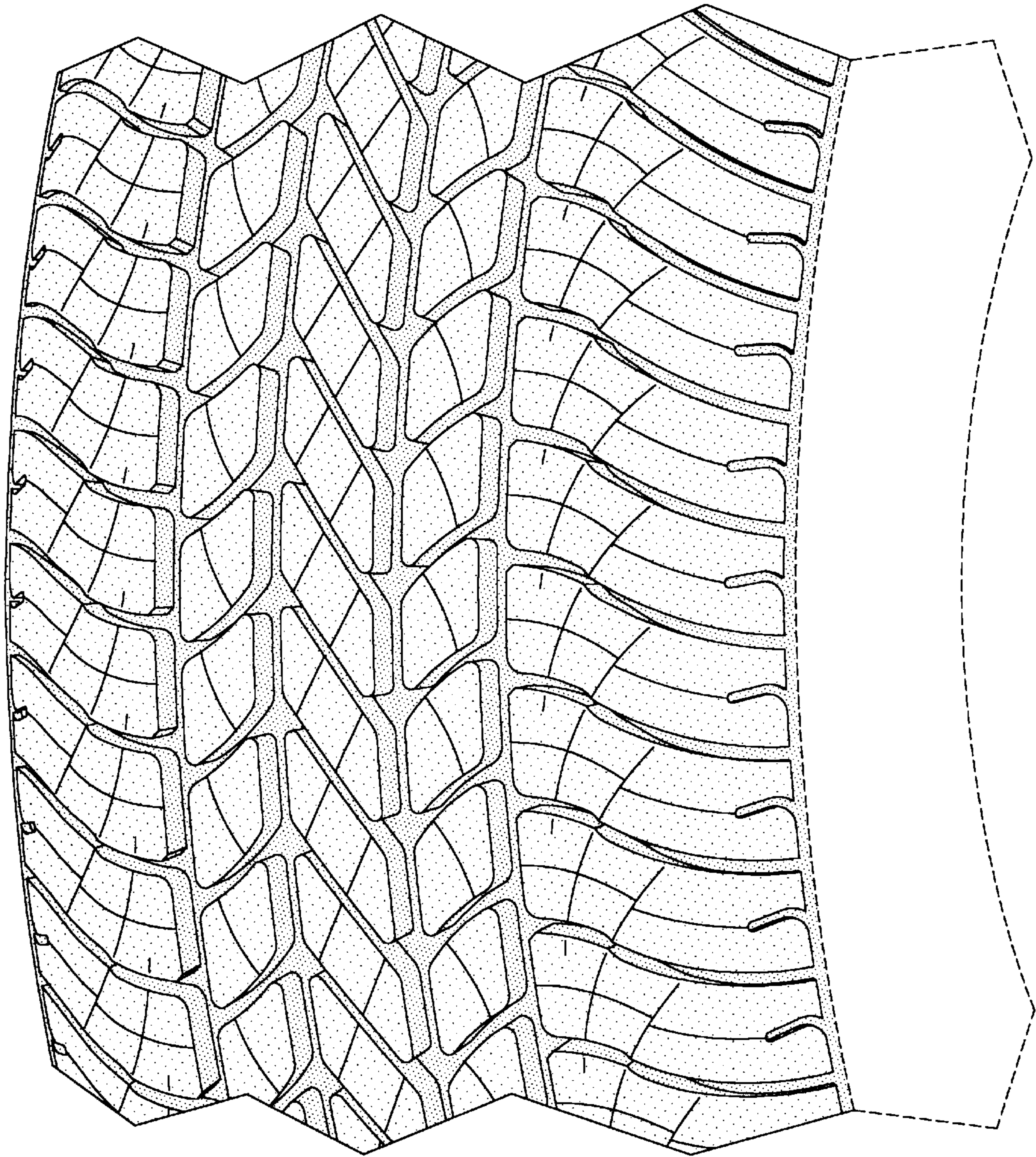


FIG-4