



US00D417414S

# United States Patent [19]

Möbius et al.

[11] Patent Number: Des. 417,414

[45] Date of Patent: \*\* Dec. 7, 1999

[54] MOTOR VEHICLE

[75] Inventors: **Wolfgang Möbius**, Schwieberdingen;  
**Matthias Kulla**, Leonberg, both of  
Germany

[73] Assignee: **Dr. Ing. h.c.F. Porsche AG**, Weissach,  
Germany

[\*\*] Term: **14 Years**

[21] Appl. No.: **29/081,279**

[22] Filed: **Dec. 29, 1997**

### [30] Foreign Application Priority Data

Jun. 28, 1997 [DE] Germany ..... M 97 05 922

[51] LOC (6) Cl. .... **12-08**

[52] U.S. Cl. .... **D12/92**

[58] Field of Search ..... D12/90-92; 296/185

### [56] References Cited

#### U.S. PATENT DOCUMENTS

D. 310,187 8/1990 Dimson ..... D12/92

D. 320,368 10/1991 Dimson ..... D12/92

D. 329,212 9/1992 Murkett et al. .... D12/92  
D. 401,890 12/1998 Larson et al. .... D12/92

*Primary Examiner*—Melody N. Brown  
*Attorney, Agent, or Firm*—Evenson, McKeown, Edwards &  
Lenahan, P.L.L.C.

### [57] CLAIM

The ornamental design for a motor vehicle, as shown and described.

### DESCRIPTION


FIG. 1 is a left side view of a motor vehicle according to our novel design the right side being a mirror image of that side shown;

FIG. 2 is a front view of a motor vehicle according to our novel design;

FIG. 3 is a rear view of a motor vehicle according to our novel design; and,

FIG. 4 is a perspective view from the top, front and left side of the motor vehicle of FIG. 1 according to our novel design. The portions of the vehicle shown in broken lines are for illustrative purposes only and form no part of the claimed design.

**1 Claim, 3 Drawing Sheets**



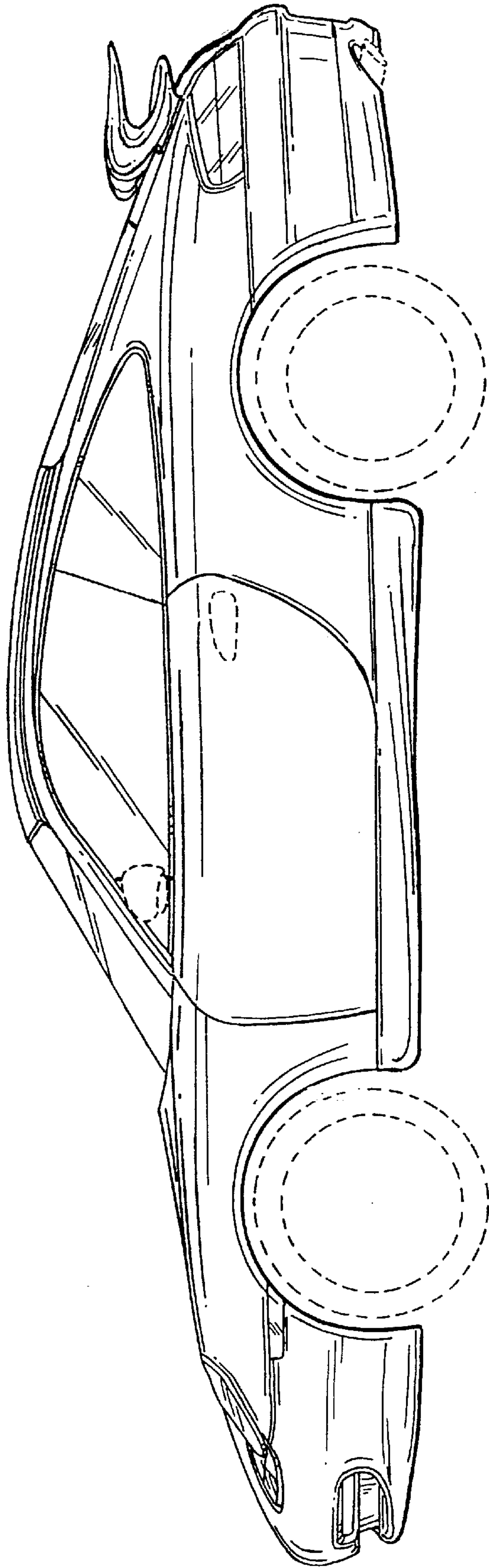


FIG. 1




FIG. 2




FIG. 3



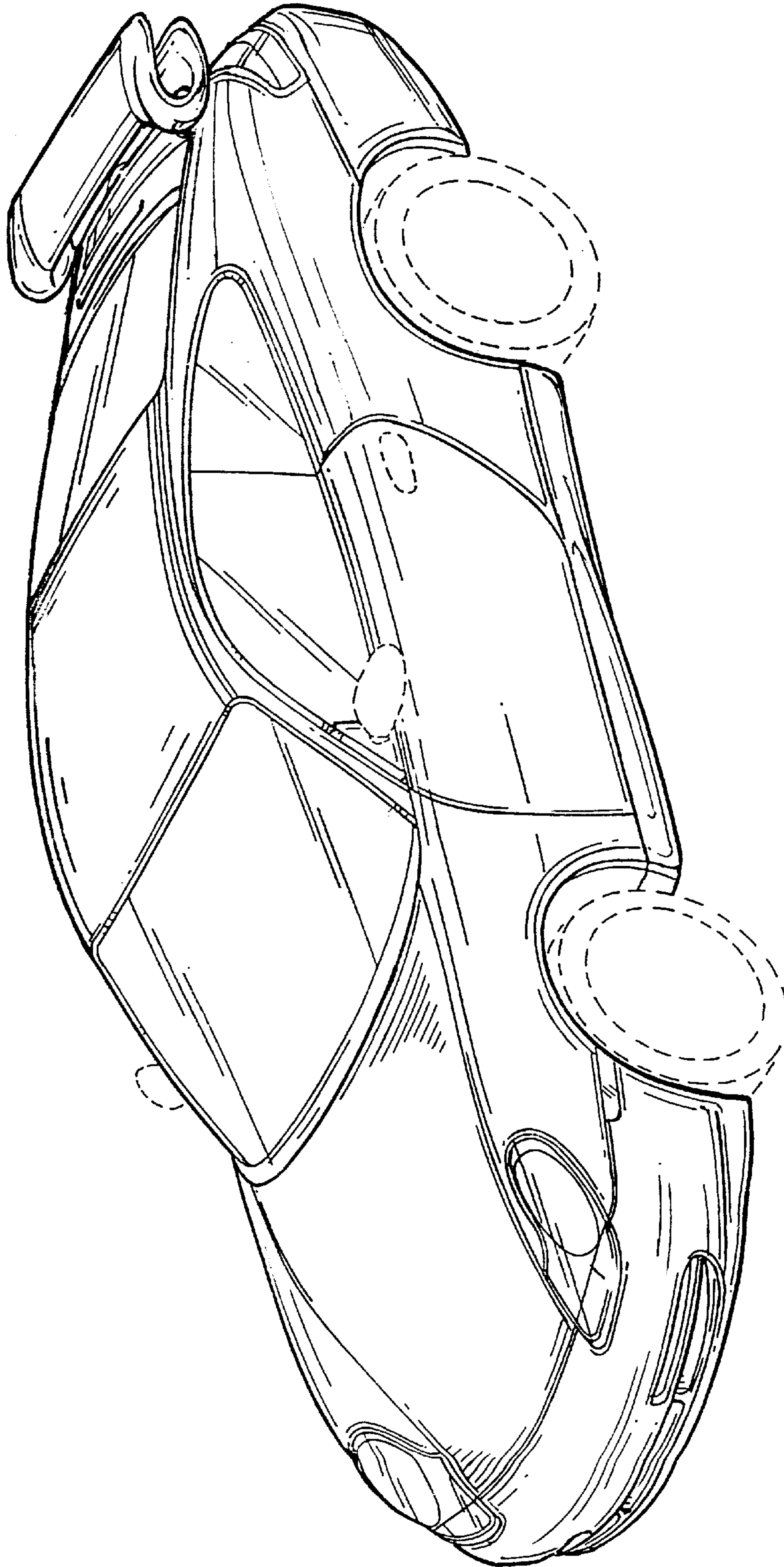


FIG. 4