



US00D417412S

# United States Patent [19] Cattin

[11] **Patent Number: Des. 417,412**

[45] **Date of Patent: \*\* Dec. 7, 1999**

[54] **WATCH BRACELET**

[75] **Inventor: Rodolphe Cattin, La Chaux-de-Fonds, Switzerland**

[73] **Assignee: Titan International Holdings BV, Je Amsterdam, Netherlands**

[\*\*] **Term: 14 Years**

[21] **Appl. No.: 29/090,779**

[22] **Filed: Jul. 16, 1998**

[51] **LOC (6) Cl. .... 11-01**

[52] **U.S. Cl. .... D11/3**

[58] **Field of Search** ..... D11/1-3, 12, 19-25, D11/90-93; D10/30-32; 63/1.1-11, 26; 59/78-82, 84, 90-92; 224/175

[56] **References Cited**

**U.S. PATENT DOCUMENTS**

D. 356,749	3/1995	Giardiello	.....	D11/3
D. 380,168	6/1997	Droz	.....	D11/3
D. 381,587	7/1997	Oba	.....	D10/32
1,830,188	11/1931	Bellavance	.....	D11/93

*Primary Examiner*—Ralf Seifert  
*Attorney, Agent, or Firm*—Ladas & Parry

[57] **CLAIM**

I claim the ornamental design for a watch bracelet, as shown.

**DESCRIPTION**

FIG. 1 is a top view of the watch bracelet showing my new design in a first embodiment with watch pins shown in phantom to indicate that they are not part of the claimed design;

FIG. 2 is a front view thereof (the rear view being the same); FIG. 3 is a left side view thereof (the right side view being a mirror image);

FIG. 4 is a bottom view thereof;

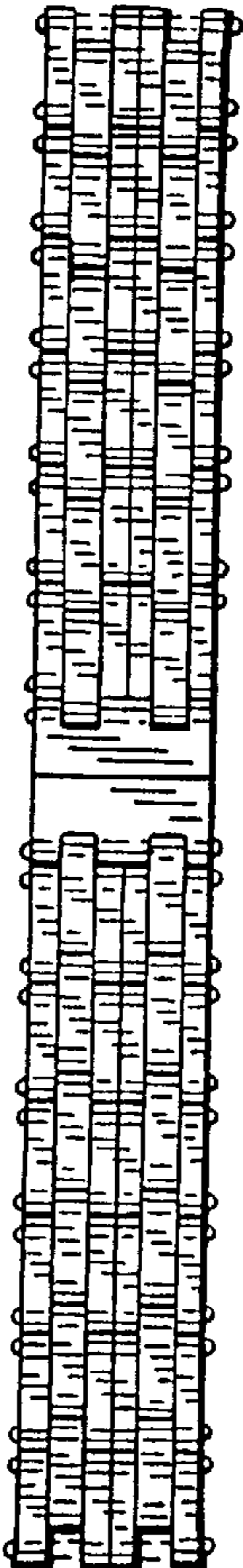
FIG. 5 is a top view of a watch bracelet showing a second embodiment of my new design, the broken line showing of a watch is for illustrative purposes only and forms no part of the claimed design;

FIG. 6 is a front view of the watch bracelet in a second embodiment (the rear view being the same) in which the top view is the same as in the first embodiment and in which the clasp is shown in phantom to indicate that it is not part of the claimed design;

FIG. 7 is a left side view of the watch bracelet in the second embodiment (the right side being a mirror image); and,

FIG. 8 is a bottom view of the watch bracelet in the second embodiment.

**1 Claim, 2 Drawing Sheets**



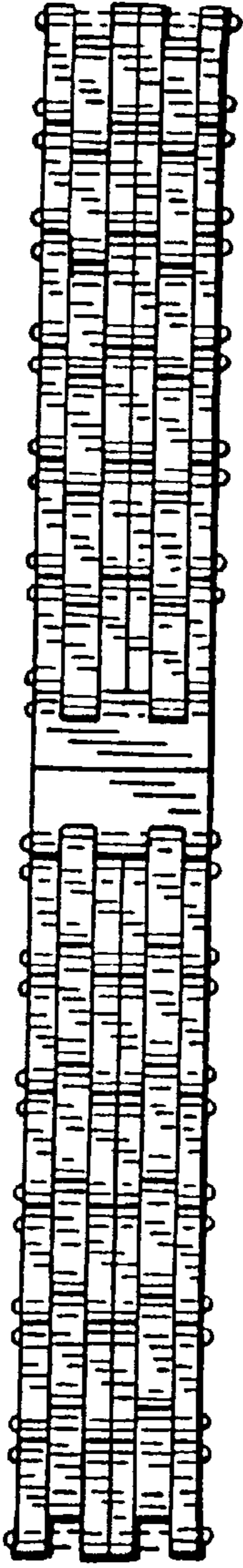


FIG. 1

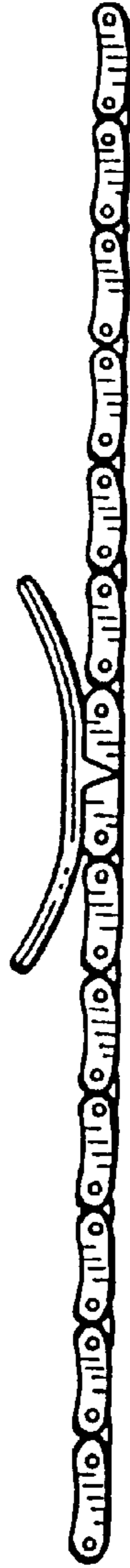


FIG. 3

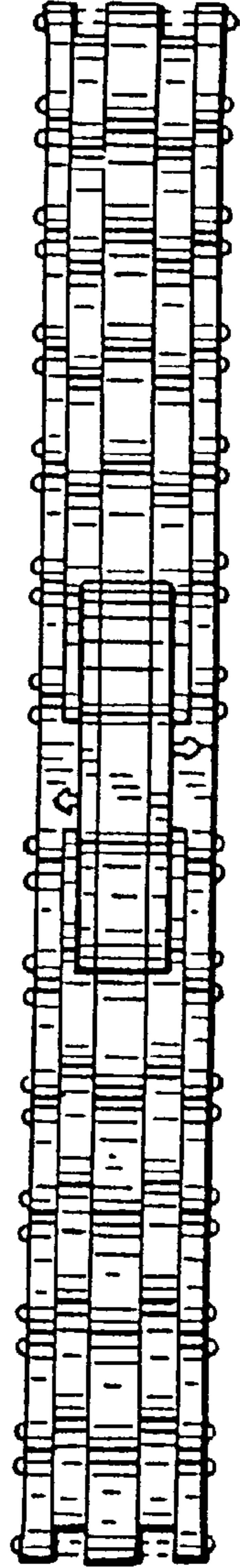


FIG. 4



FIG. 2

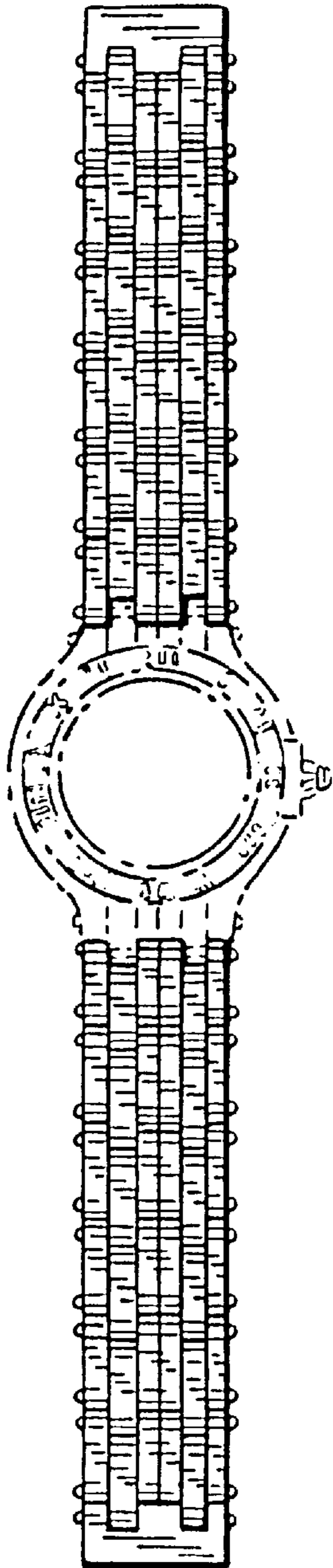


FIG. 5



FIG. 7

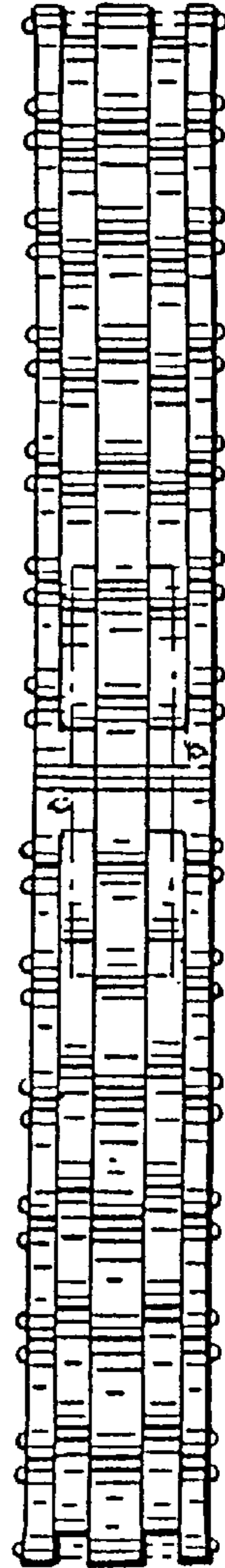


FIG. 8



FIG. 6