



US00D417411S

United States Patent [19]
Cattin

[11] **Patent Number: Des. 417,411**

[45] **Date of Patent: ** Dec. 7, 1999**

[54] **WATCH BRACELET**

[57] **CLAIM**

[75] **Inventor: Rodolphe Cattin**, rue du Parc La
Chaux-de-Fonds, Switzerland

I claim the ornamental design for a watch bracelet, as shown.

[73] **Assignee: Titan International Holdings BV**, Je
Amsterdam, Netherlands

DESCRIPTION

[**] **Term: 14 Years**

FIG. 1 is a top view of the watch bracelet showing my new design in a first embodiment;

[21] **Appl. No.: 29/090,778**

FIG. 2 is a front view thereof (the rear view being the same);
FIG. 3 is a left side view thereof (the right side view being a mirror image);

[22] **Filed: Jul. 16, 1998**

FIG. 4 is a bottom view thereof;

[51] **LOC (6) Cl. 11-01**

FIG. 5 is a top view of a watch bracelet showing a second embodiment of my new design, the broken line showing of a watch is for illustrative purposes only and forms no part of the claimed design;

[52] **U.S. Cl. D11/3**

[58] **Field of Search** D11/1-25, 93,
D11/94, 89; D10/30, 32; 63/1.1-11; 224/175

FIG. 6 is a front view (the rear view being the same) of the watch bracelet in a second embodiment in which the top view is the same as in the first embodiment and in which the clasp is shown in phantom to indicate that it is not part of the claimed design;

[56] **References Cited**

U.S. PATENT DOCUMENTS


- D. 278,518 4/1995 Kervan D10/32
- D. 316,523 4/1991 Hirabayashi D10/32
- D. 353,340 12/1994 Burgener D10/32

FIG. 7 is a left side view of the watch bracelet in the second embodiment (the right side being a mirror image); and;

FIG. 8 is a bottom view of the watch bracelet in the second embodiment.

Primary Examiner—Ralf Seifert
Attorney, Agent, or Firm—Ladas & Parry

1 Claim, 2 Drawing Sheets






FIG. 1



FIG. 3

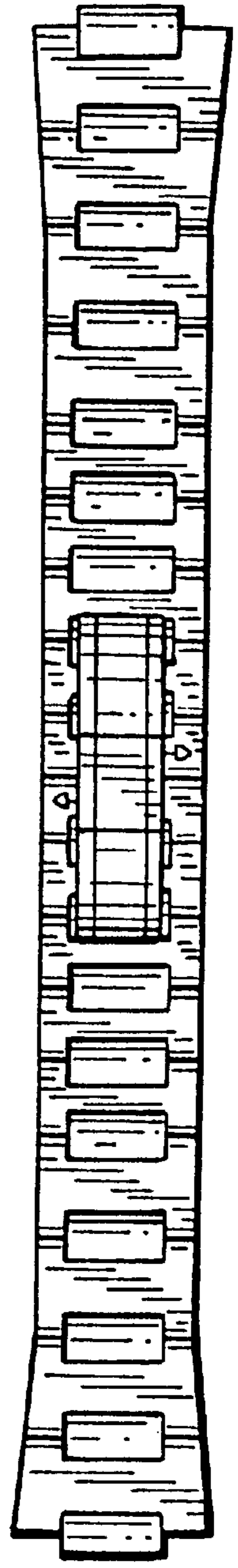


FIG. 4



FIG. 2

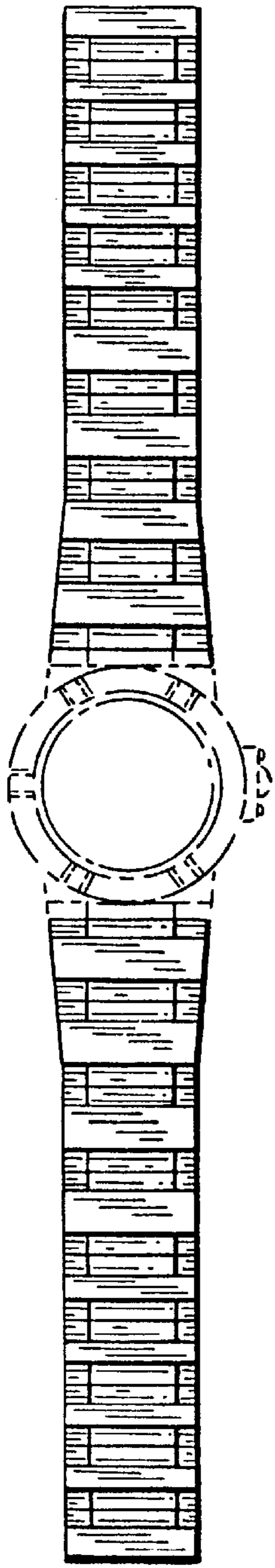


FIG. 5



FIG. 7

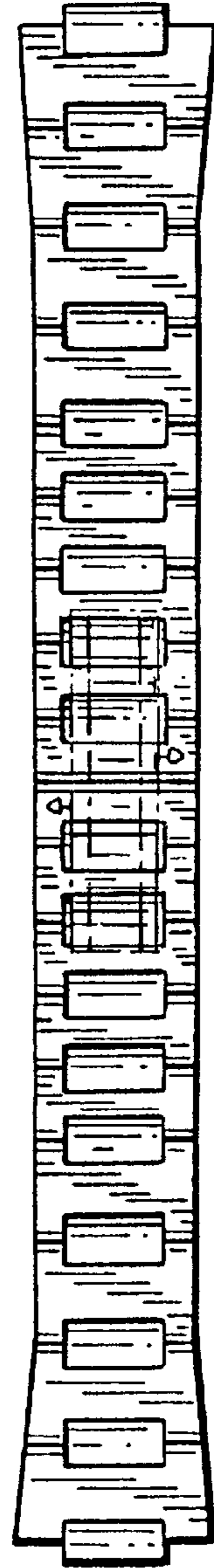


FIG. 8



FIG. 6