



US00D417403S

United States Patent [19]
Fedele

[11] **Patent Number: Des. 417,403**

[45] **Date of Patent: ** Dec. 7, 1999**

[54] **WRISTWATCH**

[75] Inventor: **Lucio Fedele**, Milan, Italy

[73] Assignee: **Sector Group SA**, Neuchatel, Switzerland

[**] Term: **14 Years**

[21] Appl. No.: **29/102,373**

[22] Filed: **Mar. 23, 1999**

[30] **Foreign Application Priority Data**

Dec. 21, 1998 [XH] Hague Agreement DMA/004 327

[51] **LOC (6) Cl.** **10-02**

[52] **U.S. Cl.** **D10/32; D10/126**

[58] **Field of Search** D10/1-40, 122-132;
D11/3-25; 63/1.1, 3, 5, 11; 368/276-277,
280-282, 285

[56] **References Cited**

U.S. PATENT DOCUMENTS

D. 241,630 9/1976 Burke D10/32

D. 317,413 6/1991 Veronesi D10/32
D. 327,439 6/1992 Bulgari D10/32
D. 330,167 10/1992 Vincent D10/32
D. 350,074 8/1994 Giardiello D10/39
D. 352,250 11/1994 Giardiello D10/39
D. 364,098 11/1995 Giardiello D10/32
D. 403,597 1/1999 Hartzband D10/32

Primary Examiner—Nelson C. Holtje
Attorney, Agent, or Firm—Sughrue, Mion, Zinn, Macpeak & Seas, PLLC

[57] **CLAIM**

The ornamental design for a wristwatch, as shown.

DESCRIPTION

FIG. 1 is a perspective view of the top and one side of a wristband showing my new design;
FIG. 2 is a top plan view thereof;
FIG. 3 is a bottom plan view thereof;
FIG. 4 is a side elevational view of said one side thereof;
FIG. 5 is a side elevational view of an opposite side thereof;
FIG. 6 is an end elevational view on one end thereof; and,
FIG. 7 is an end elevational view of an opposite end thereof.

1 Claim, 2 Drawing Sheets



FIG. 1



FIG. 2




FIG. 3




FIG. 4




FIG. 5

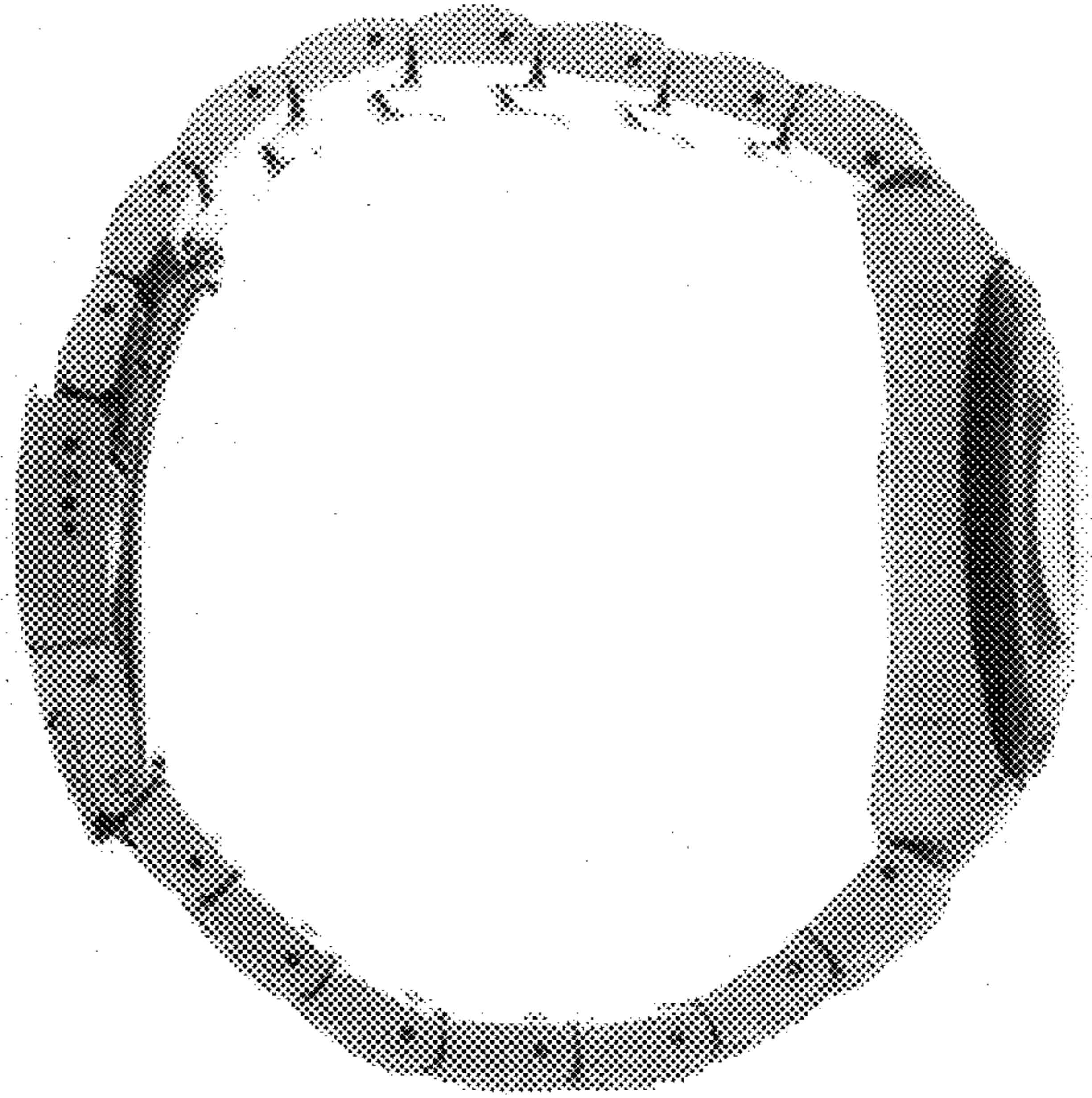


FIG. 6

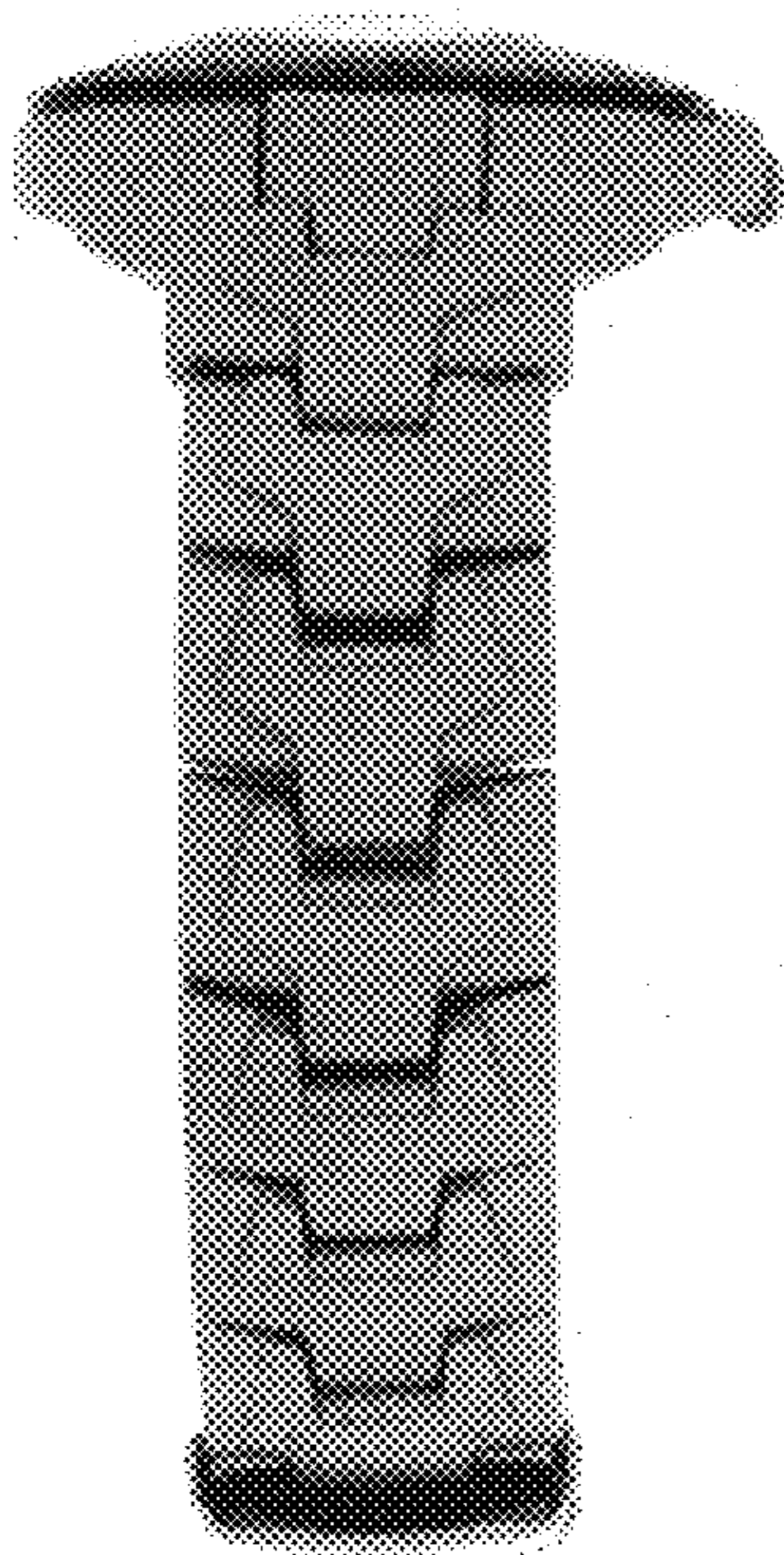


FIG. 7

