



US00D417400S

**United States Patent** [19]  
**Yamamoto**

[11] **Patent Number: Des. 417,400**

[45] **Date of Patent: \*\* Dec. 7, 1999**

[54] **WATCH CASE**

[75] **Inventor: Yasushi Yamamoto, Fussa, Japan**

[73] **Assignee: Casio Keisanki Kabushiki Kaisha, Tokyo, Japan**

[\*\*] **Term: 14 Years**

[21] **Appl. No.: 29/101,273**

[22] **Filed: Mar. 1, 1999**

[51] **LOC (6) Cl. .... 10-02**

[52] **U.S. Cl. .... D10/30; D10/38**

[58] **Field of Search .... D10/1-40, 122-132; 368/280-282, 276-277, 28-30, 285, 239-242, 82-84, 41-44**

[56] **References Cited**

**U.S. PATENT DOCUMENTS**

D. 394,401	5/1998	Moriai et al. ....	D10/30
D. 396,644	8/1998	Moriai ....	D10/30
D. 396,648	8/1998	Moriai ....	D10/30
D. 401,160	11/1998	Akagi ....	D10/30

D. 402,566	12/1998	Moriai .....	D10/30
D. 404,656	1/1999	Yamamoto .....	D10/30
D. 404,657	1/1999	Yamamoto .....	D10/30
D. 404,659	1/1999	Kojima .....	D10/30
D. 404,661	1/1999	Yamamoto et al. ....	D10/30
D. 407,025	3/1999	Hanagata .....	D10/30
D. 407,330	3/1999	Ishizaka .....	D10/30

*Primary Examiner*—Nelson C. Holtje  
*Attorney, Agent, or Firm*—Frishauf, Holtz, Goodman, Langer & Chick, P.C.

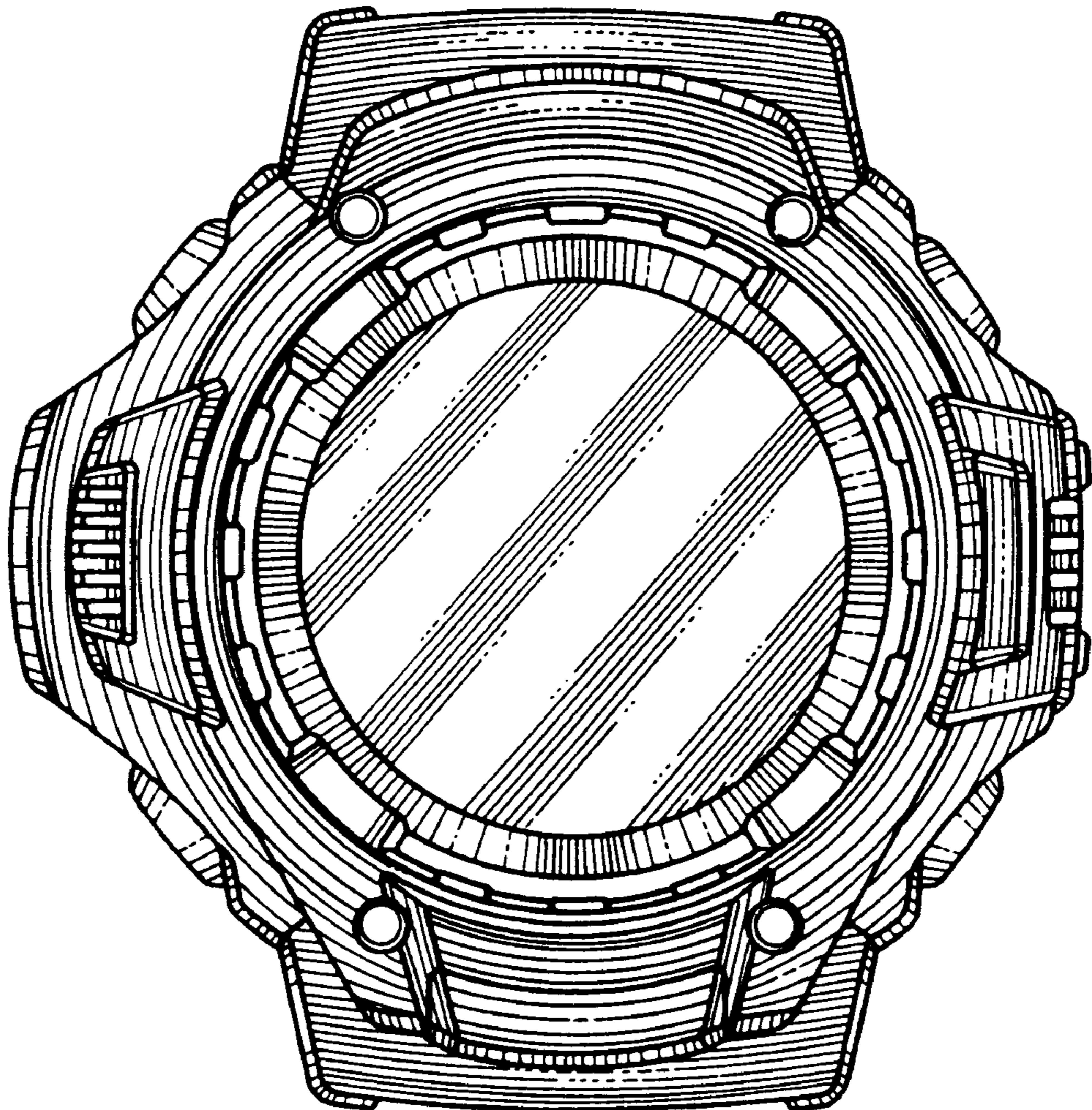
[57] **CLAIM**

The ornamental design for watch case, as shown.

**DESCRIPTION**

FIG. 1 is a front elevational view of watch case showing my new design;  
FIG. 2 is a right side elevational view thereof;  
FIG. 3 is a left side elevational view thereof;  
FIG. 4 is a top plan view thereof;  
FIG. 5 is a bottom plan view thereof;  
FIG. 6 is a rear elevational view thereof; and,  
FIG. 7 is a perspective view thereof.

**1 Claim, 3 Drawing Sheets**






FIG. 4

FIG. 1

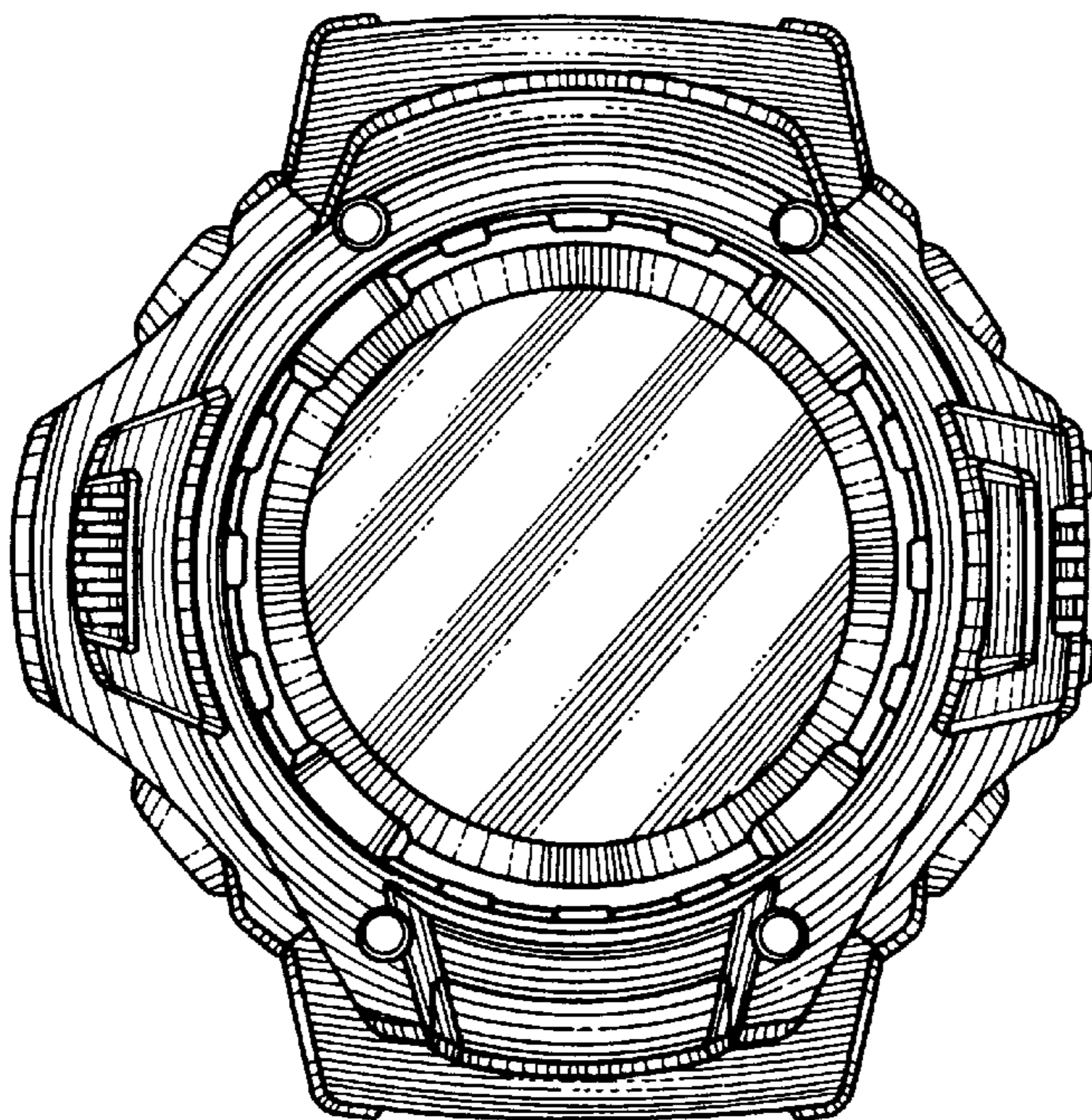


FIG. 2

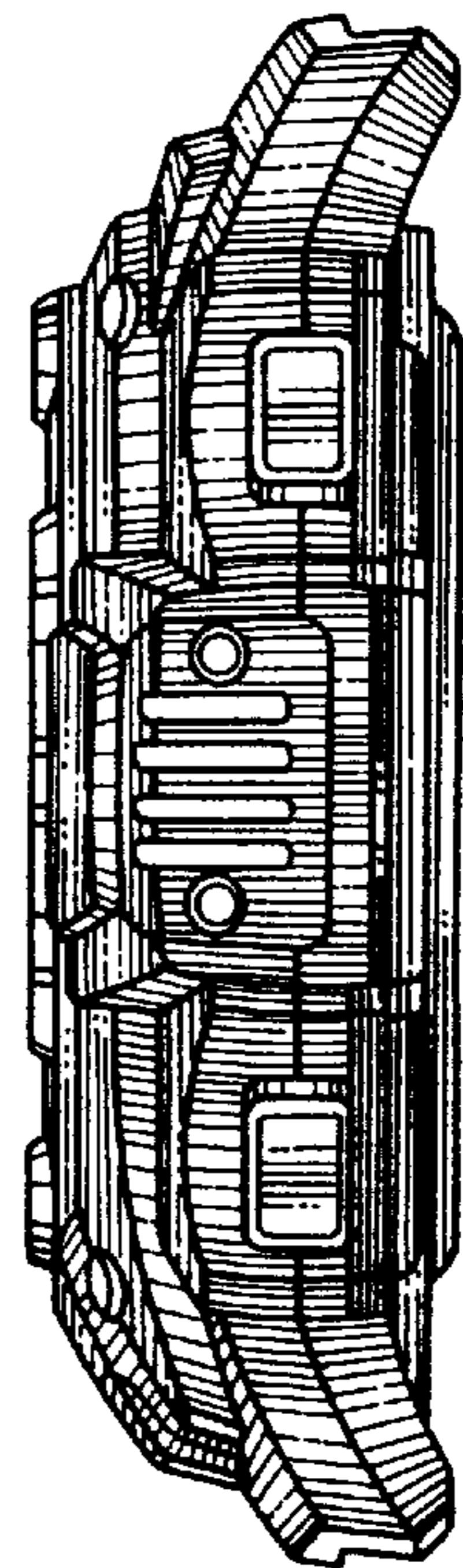


FIG. 5

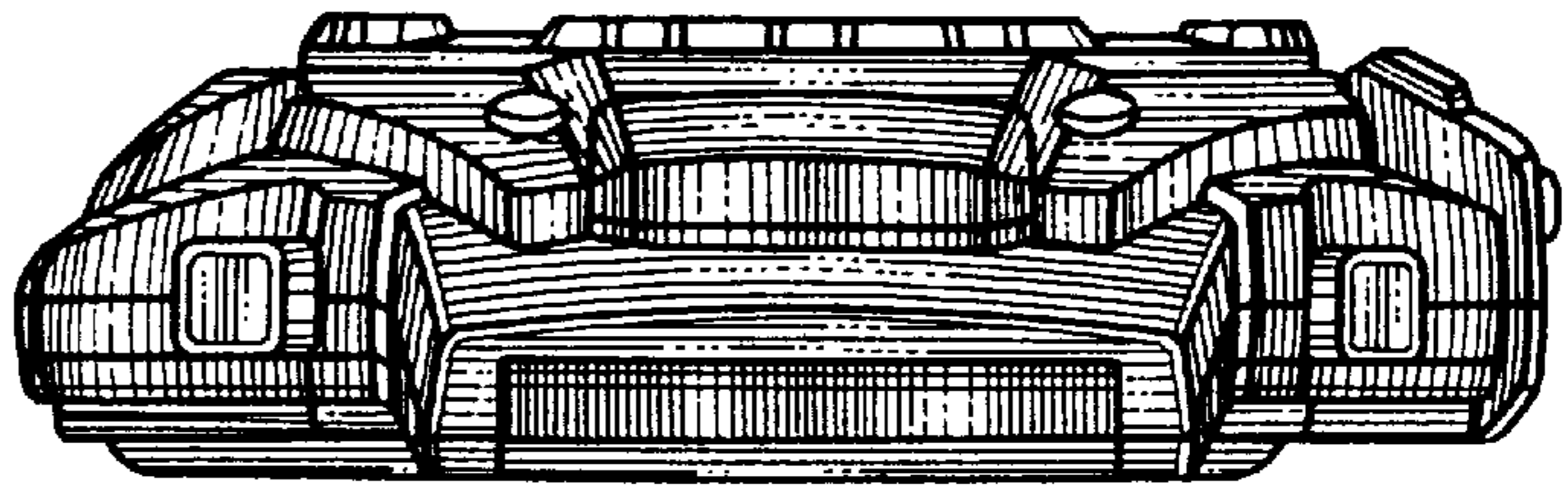


FIG. 3

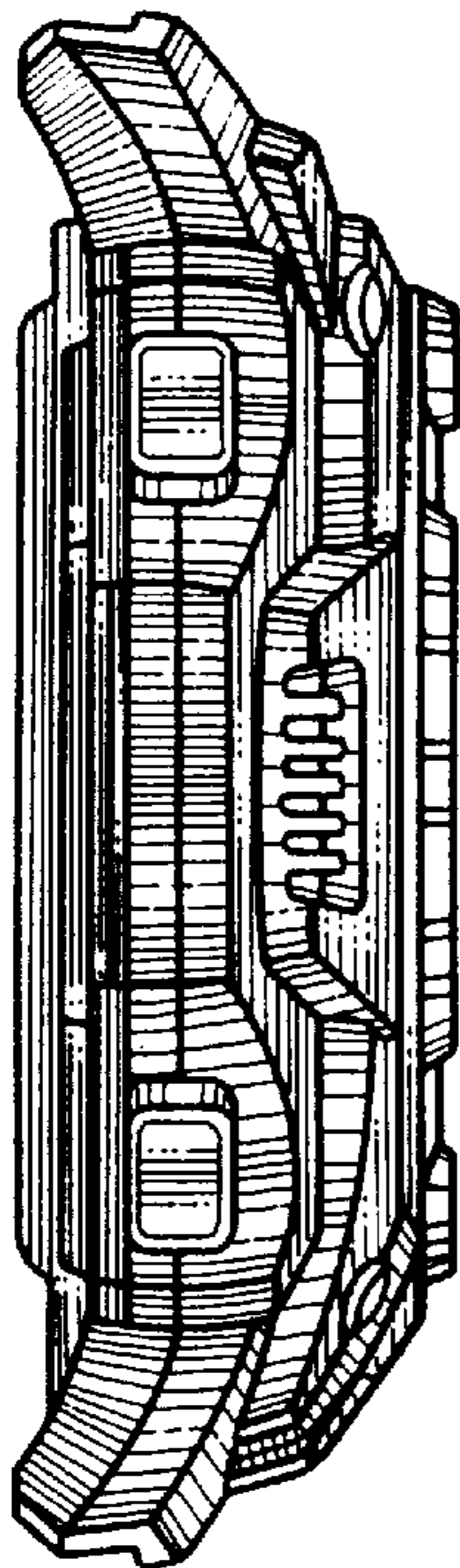


FIG. 6

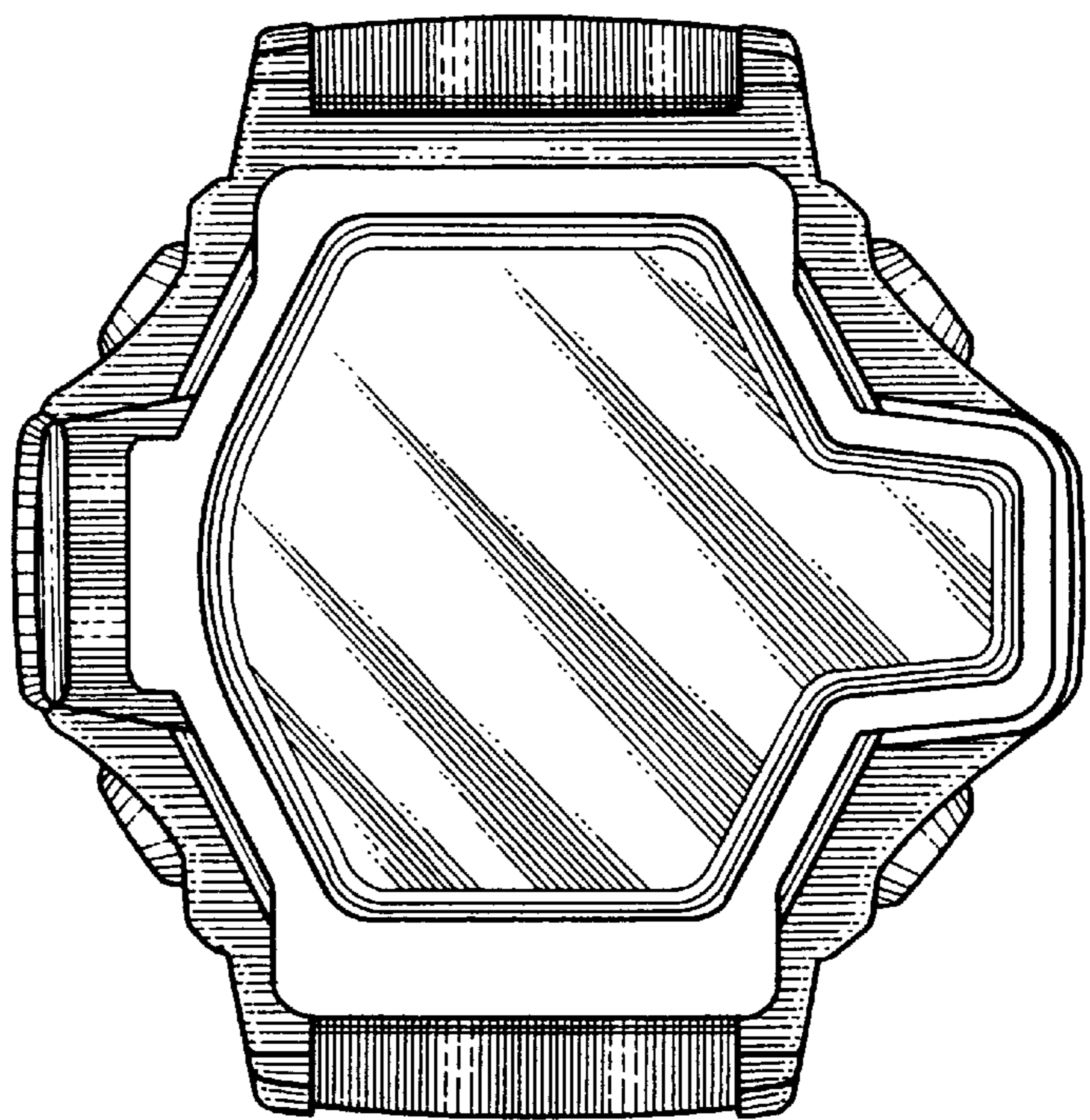


FIG. 7

