



US00D417394S

# United States Patent [19] Mark

[11] **Patent Number: Des. 417,394**

[45] **Date of Patent: \*\* Dec. 7, 1999**

[54] **FLUID APPLICATOR WITH CLOSURE**

[76] **Inventor: Phillip Mark**, 6417 Marlberry Dr.,  
Orland, Fla. 32819

[\*] **Notice:** This patent is subject to a terminal disclaimer.

[\*\*] **Term: 14 Years**

[21] **Appl. No.: 29/090,245**

[22] **Filed: Jul. 2, 1998**

[51] **LOC (6) Cl. .... 09-07**

[52] **U.S. Cl. .... D9/436; D9/447**

[58] **Field of Search** ..... D9/436, 447, 338;  
D24/119, 152; D28/7, 59, 77; D32/42,  
45; 15/244.1; 132/270, 320; 401/126-130,  
262; 433/89, 141, 142; D4/114, 116

[56] **References Cited**

### U.S. PATENT DOCUMENTS

D. 295,380 4/1988 Virag et al. .... D9/447

D. 313,087 12/1990 Bloom ..... D9/338 X  
D. 377,216 1/1997 Mark ..... D24/152  
D. 379,304 5/1997 Bova ..... D9/447  
2,119,646 6/1938 Pidel ..... 401/126 X  
2,170,550 8/1939 Corel ..... D28/7 X  
4,211,247 7/1980 Morganroth ..... 132/270

*Primary Examiner*—Cathron B. Matta  
*Attorney, Agent, or Firm*—Eric P. Schellin

### [57] CLAIM

The ornamental design for a fluid applicator with closure, as shown and described.

### DESCRIPTION

FIG. 1 is a side view of the fluid applicator with closure, the opposite side thereof is identical;

FIG. 2 is a bottom end view of the fluid applicator with closure; and,

FIG. 3 is a top view of the fluid applicator with closure.

**1 Claim, 1 Drawing Sheet**

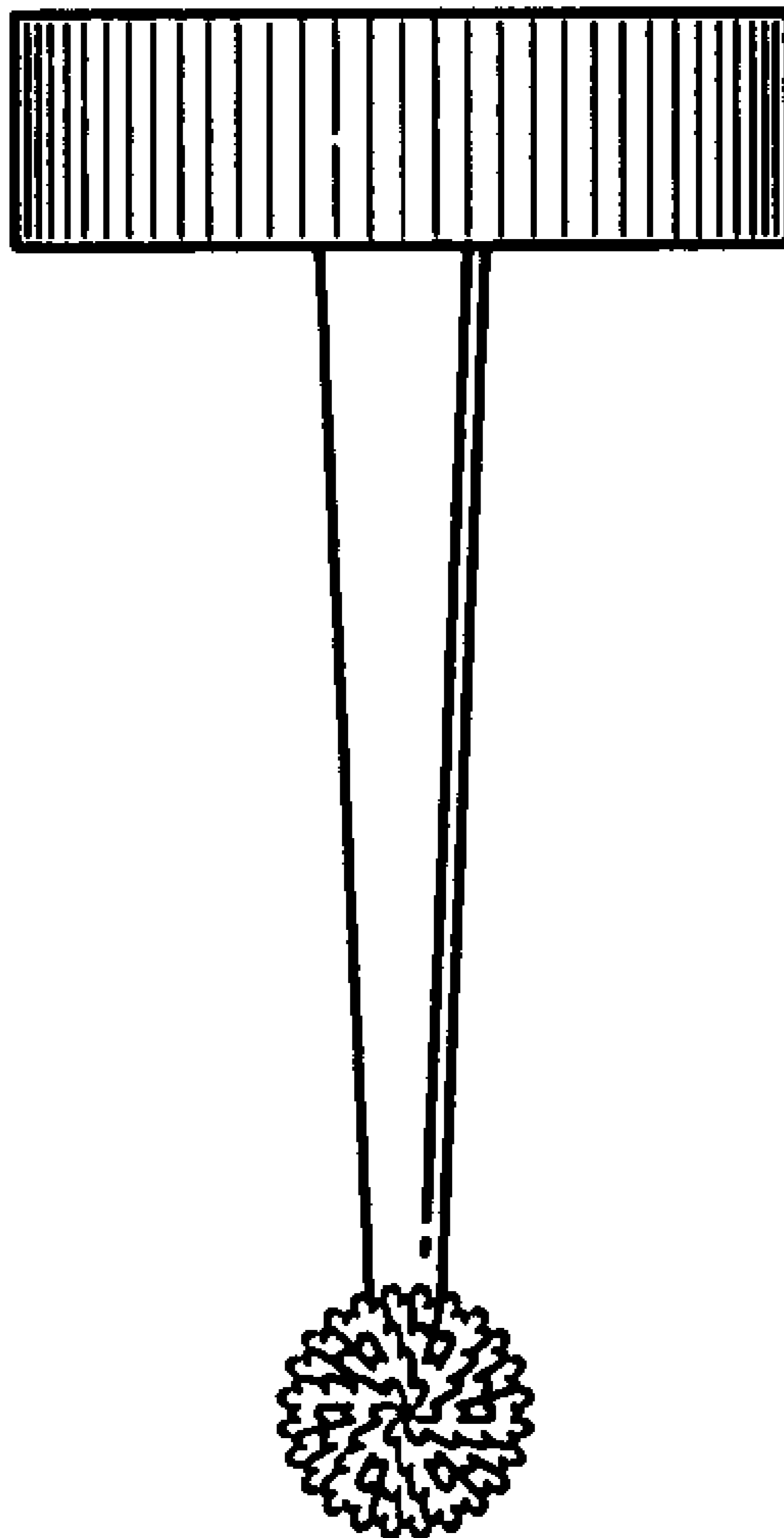


FIG. 1

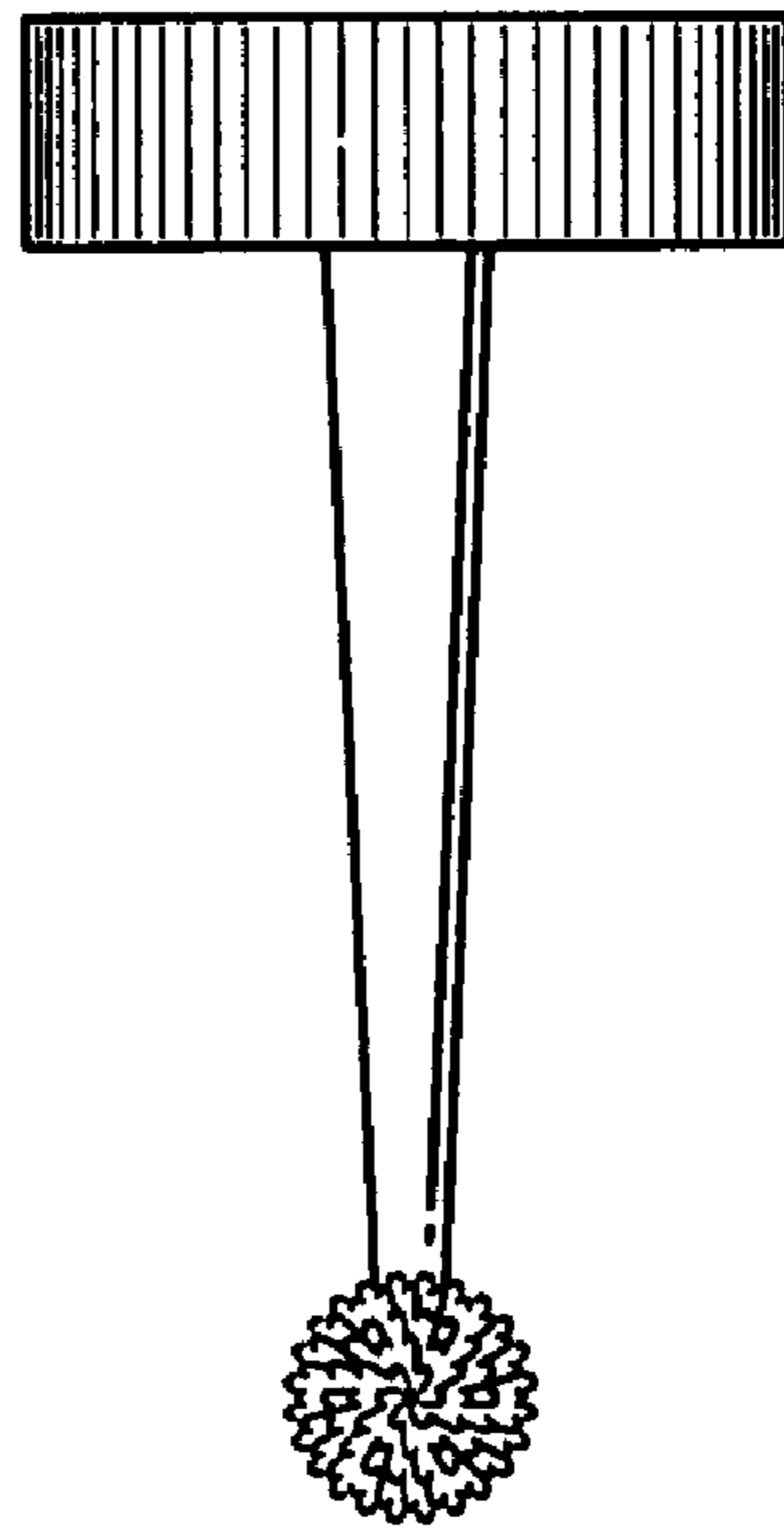


FIG. 2

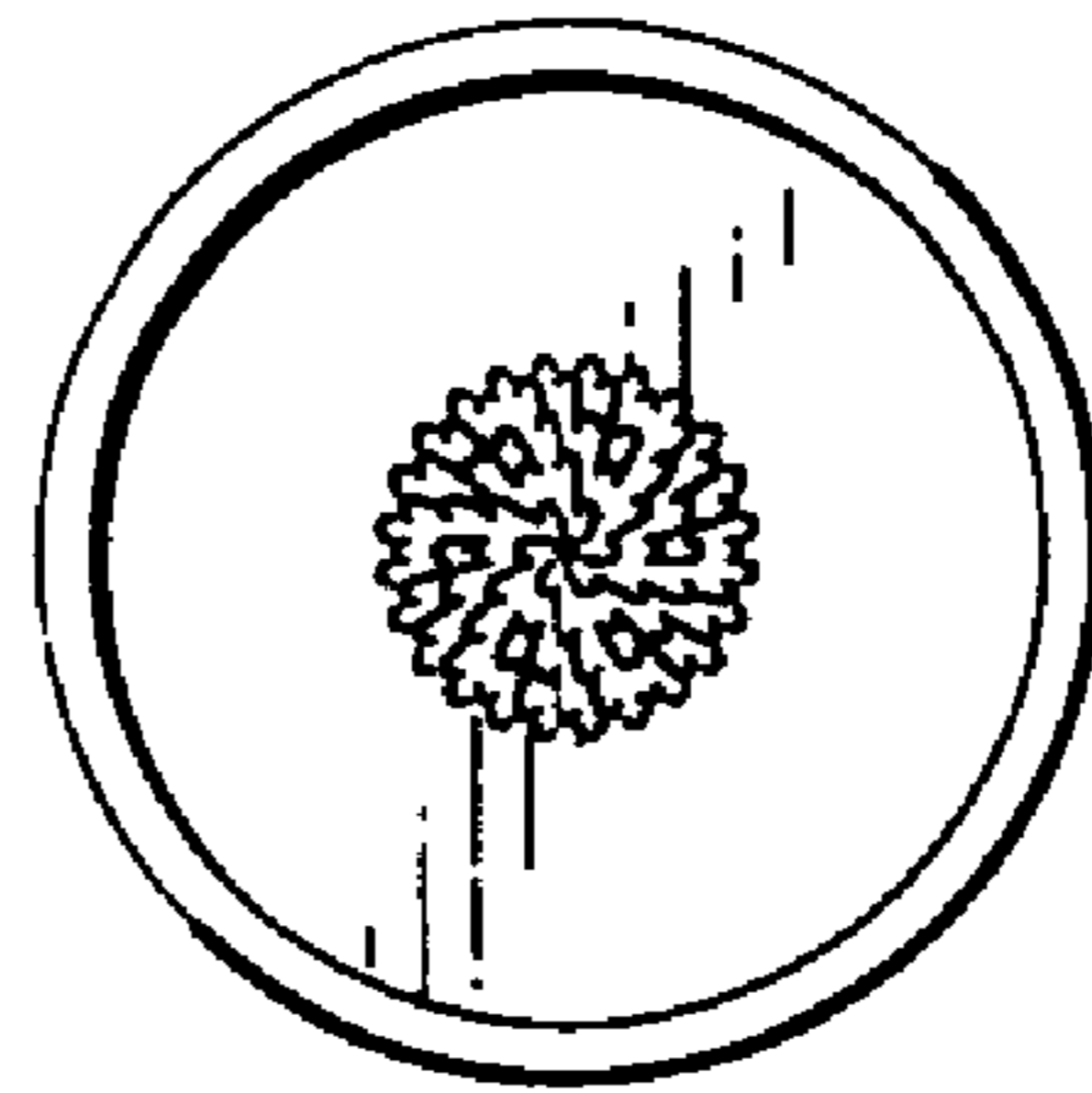


FIG. 3

