



US00D417393S

United States Patent [19]

[11] **Patent Number: Des. 417,393**

DiMeo et al.

[45] **Date of Patent: ** Dec. 7, 1999**

[54] **DISPLAY ADVERTIZER AND CARRIER**

Primary Examiner—James Gandy
Assistant Examiner—Cathron B. Matta
Attorney, Agent, or Firm—Mark P. White

[76] Inventors: **Anthony D DiMeo**, 12 Windsor St.,
Everett, Mass. 02149; **Domenic DiMeo**,
80 Overlook Dr., Groton, Mass. 04150

[57] **CLAIM**

[**] Term: **14 Years**

The ornamental design for a display advertiser and carrier,
as shown and described.

[21] Appl. No.: **29/068,330**

DESCRIPTION

[22] Filed: **Apr. 3, 1997**

FIG. 1 is a side elevational view of a display advertiser and carrier, showing my new design, the opposite side elevational view being identical to that shown;
FIG. 2 is an end elevational view, the opposite end elevational view being identical to that shown;
FIG. 3 is a top plan view; and,
FIG. 4 is a bottom plan view.

[51] **LOC (6) Cl.** **09-07**

[52] **U.S. Cl.** **D9/434**

[58] **Field of Search** D9/434; D8/300;
D20/19; 294/137, 143, 158, 159, 170, 171

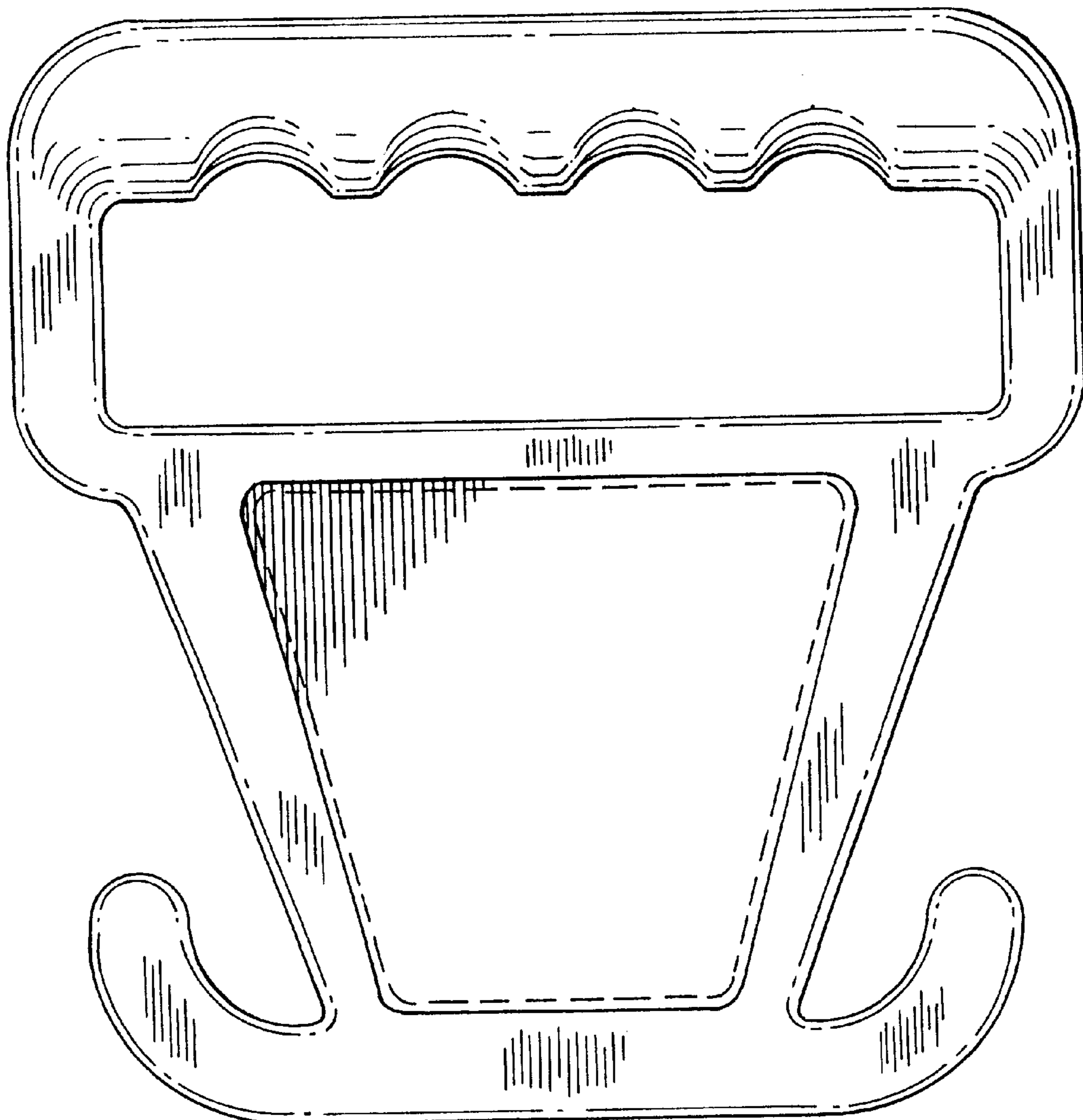
The broken line showing of an advertising tag in FIG. 1 is for illustrative purposes only and forms no part of the claimed design.

[56] **References Cited**

U.S. PATENT DOCUMENTS

- D. 250,630 12/1978 Allegretti D9/434 X
- D. 294,559 3/1988 Schwalbach D9/434
- D. 314,150 1/1991 Preciutti D9/434 X
- D. 388,326 12/1997 Gurry et al. D9/434

1 Claim, 1 Drawing Sheet






FIG. 3

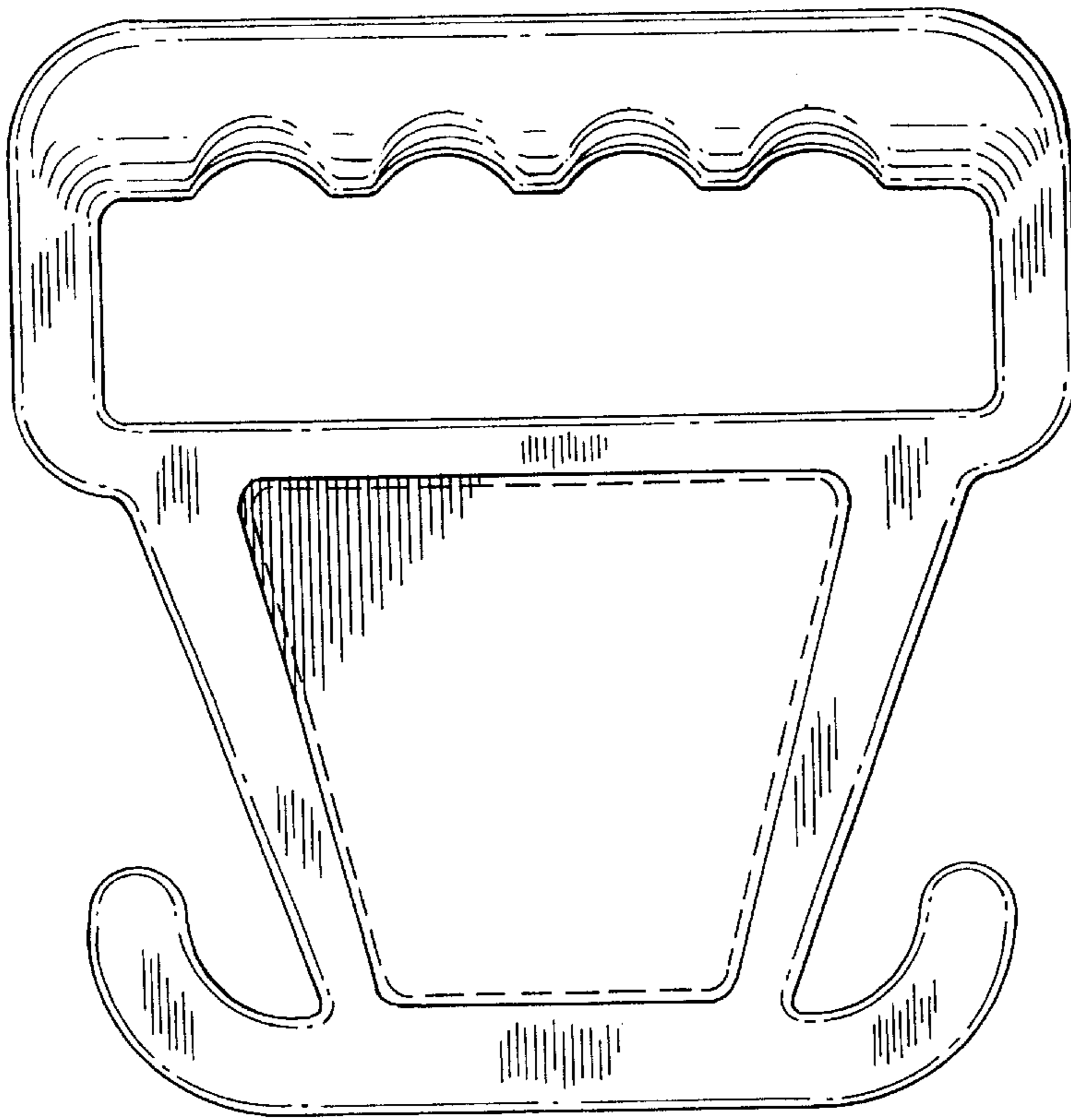


FIG. 1

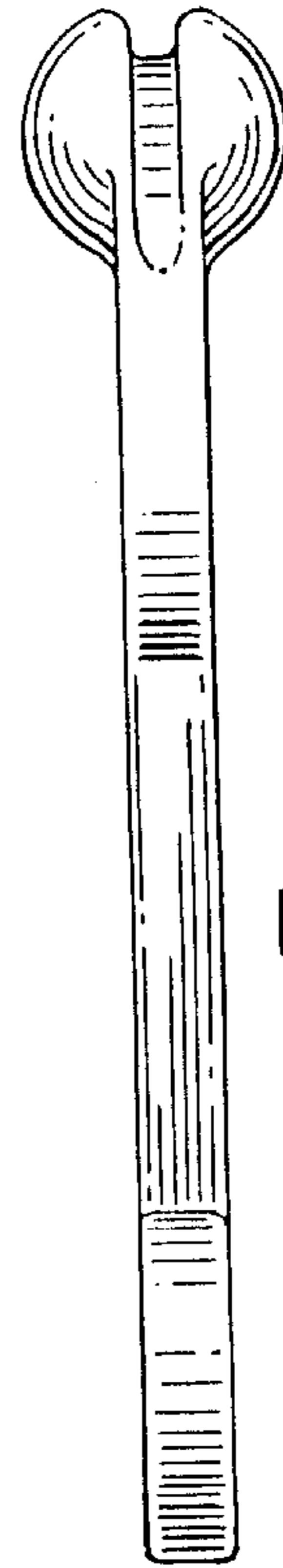


FIG. 2




FIG. 4