



US00D417387S

United States Patent [19] Kim

[11] Patent Number: **Des. 417,387**

[45] Date of Patent: **** Dec. 7, 1999**

[54] **CABLE TIE**

[76] Inventor: **Sooki Kim**, 222, Yangdung-Ri,
Sangbuk-Myon, Ulju-ku, Ulsan-ci,
Kyung-Nam, Rep. of Korea

[**] Term: **14 Years**

[21] Appl. No.: **29/076,986**

[22] Filed: **Sep. 22, 1997**

[51] **LOC (6) Cl.** **08-08**

[52] **U.S. Cl.** **D8/382; D8/394; D8/396**

[58] **Field of Search** D8/394-396, 356,
D8/382; 24/16 PB; 248/73, 74.3, 68.1,
71

[56] **References Cited**

U.S. PATENT DOCUMENTS

D. 305,099	12/1989	Naruse et al.	D8/396
D. 334,337	3/1993	Ito et al.	D8/396
3,463,427	8/1969	Fisher .	
3,819,139	6/1974	Jemison	248/73
4,342,438	8/1982	Speedie	248/73

4,875,647	10/1989	Takagi et al.	248/74.3
4,919,373	4/1990	Caveney et al.	248/74.3
4,944,475	7/1990	Ono et al.	248/71
5,131,613	7/1992	Kamiya et al.	248/74.3
5,584,452	12/1996	Koike	24/16 PB
5,601,261	2/1997	Koike	248/71
5,653,409	8/1997	White, Jr. et al.	24/16 PB

Primary Examiner—B. J. Bullock
Attorney, Agent, or Firm—Notaro & Michalos P.C.

[57] **CLAIM**

The ornamental design for a cable tie, as show and described

DESCRIPTION

FIG. 1 is a front, right, top, perspective view of a cable tie showing my new design;
FIG. 2 is a front elevational view thereof;
FIG. 3 is left side elevational view thereof; the right side being a mirror image;
FIG. 4 is a rear elevational view thereof;
FIG. 5 is a top plan view thereof; and,
FIG. 6 is a bottom plan view thereof; and,
FIG. 7 is a sectional view thereof.

1 Claim, 4 Drawing Sheets

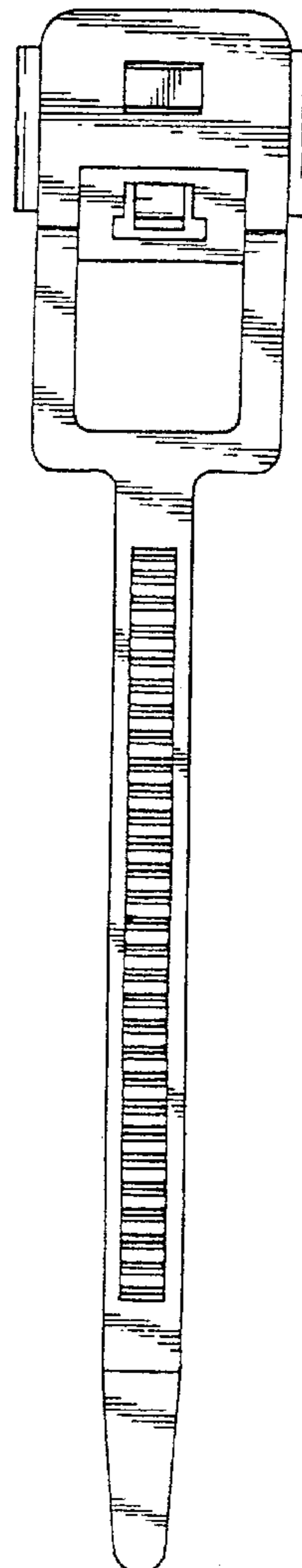
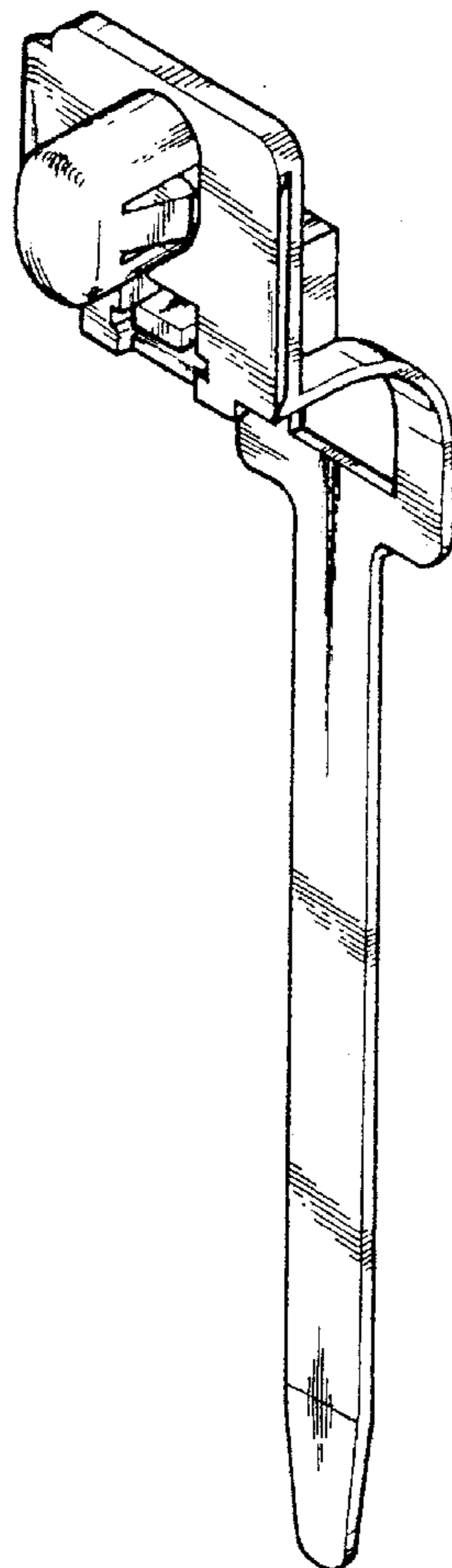


FIG. 1

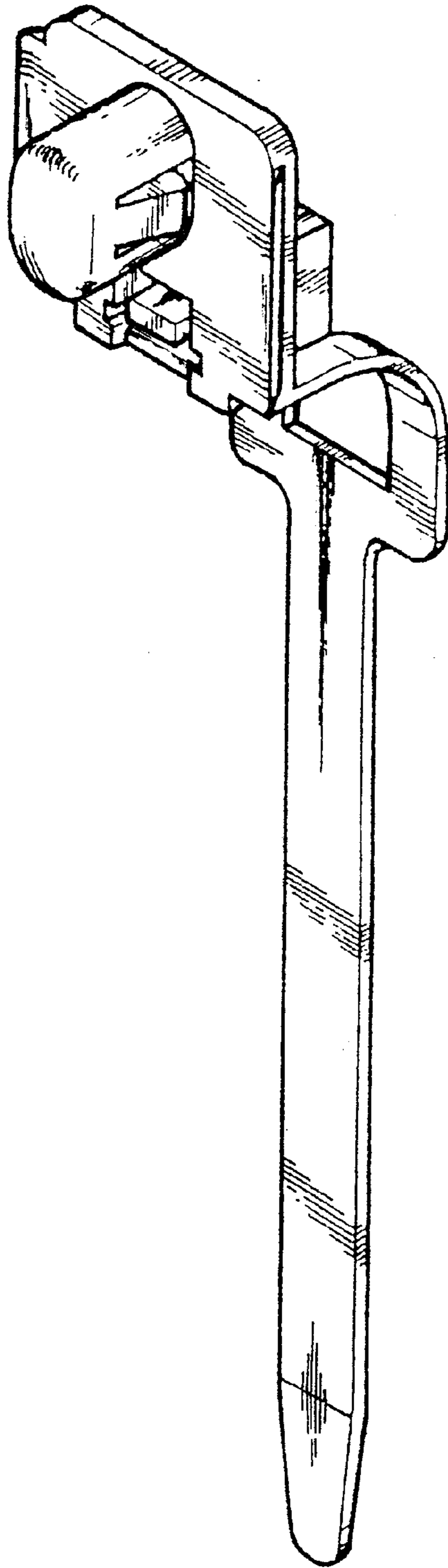


FIG. 2

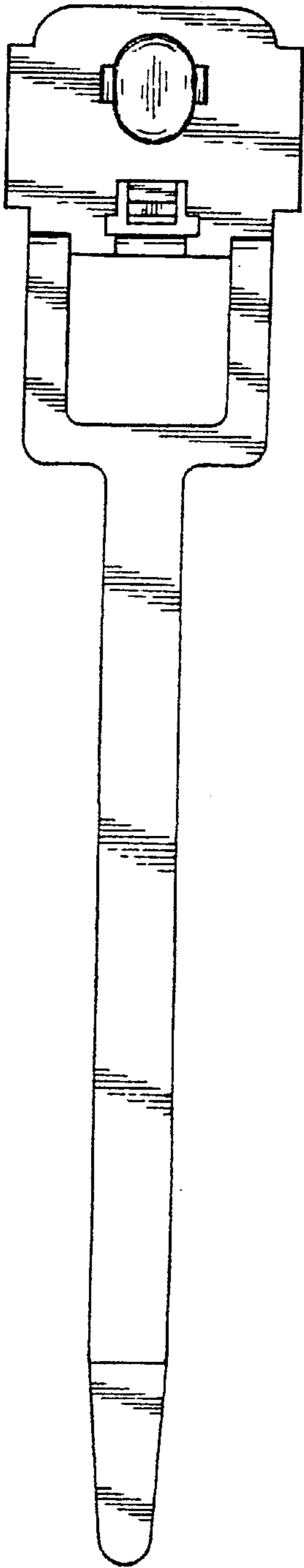


FIG. 3




FIG. 4

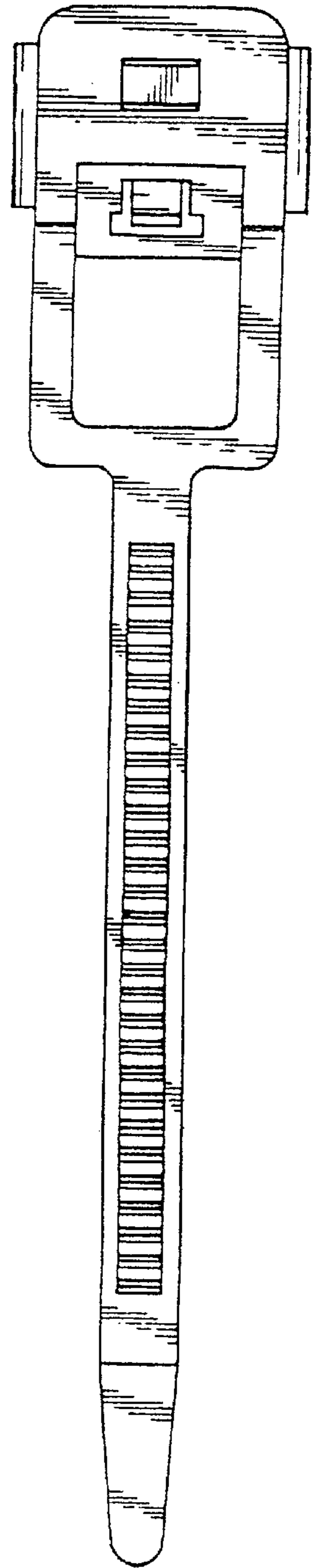


FIG. 5

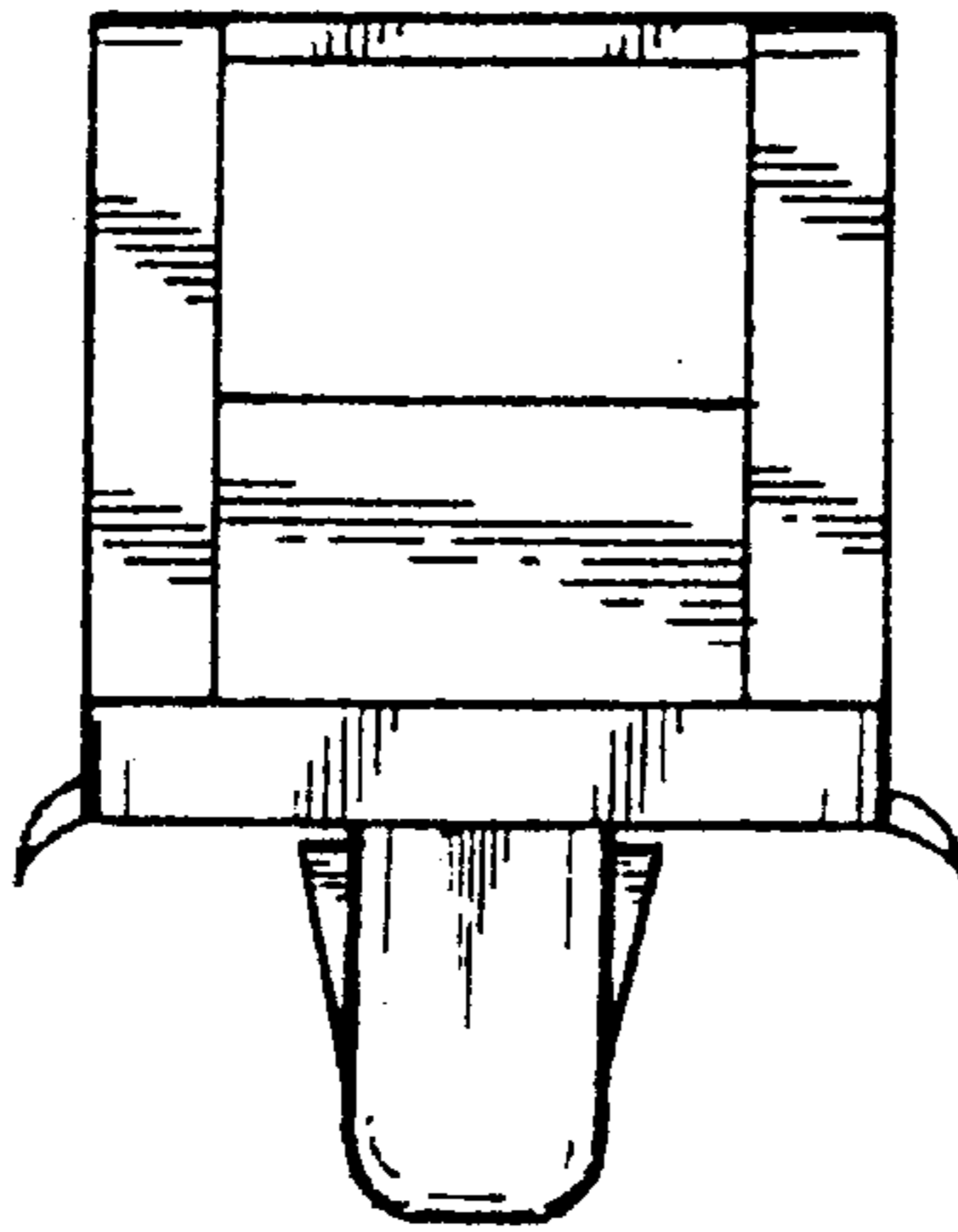


FIG. 6

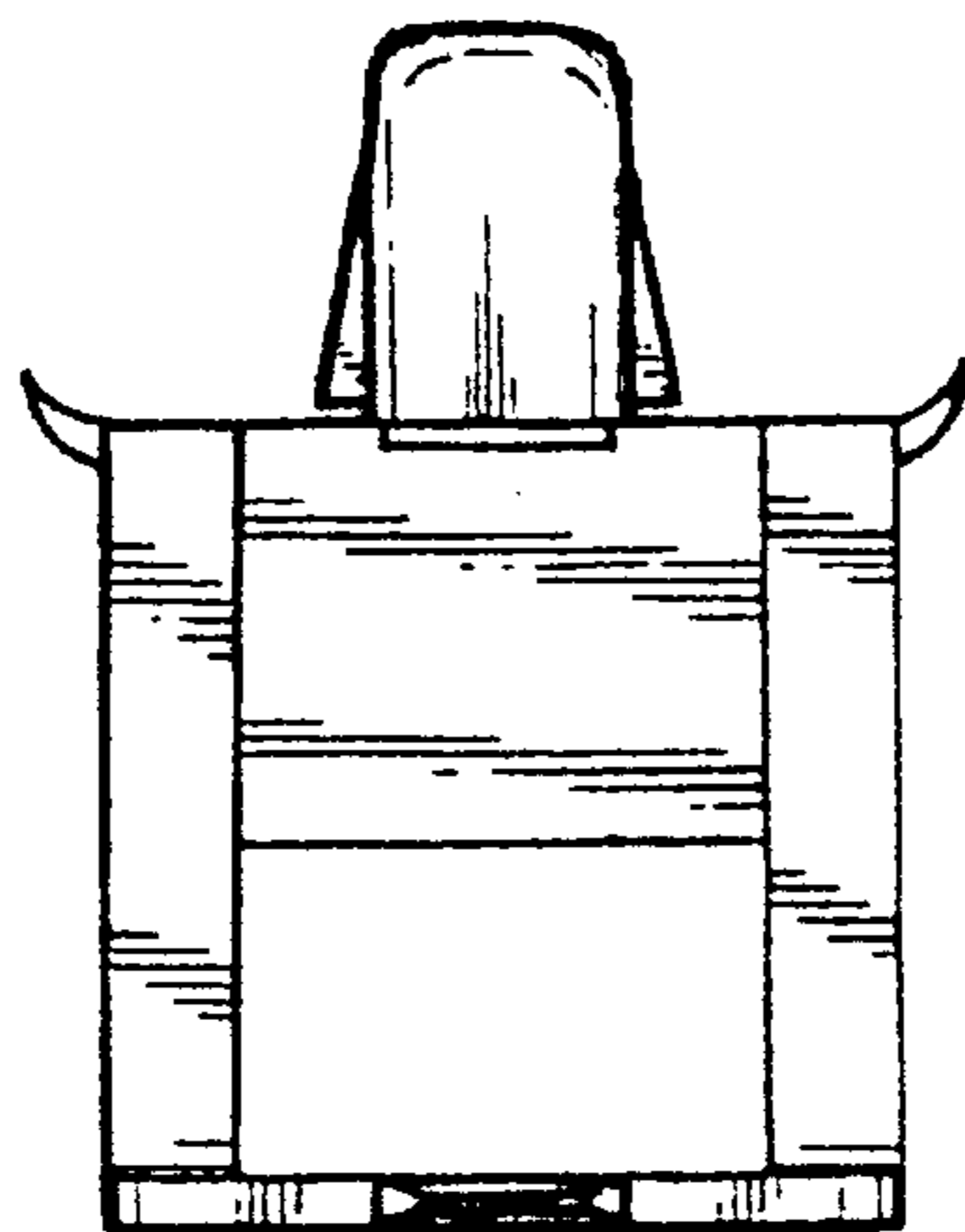


FIG. 7

