



US00D417373S

United States Patent [19]

Neyton et al.

[11] **Patent Number: Des. 417,373**

[45] **Date of Patent: ** Dec. 7, 1999**

[54] **RATCHET**

[75] Inventors: **Jean-Claude Noël Neyton**, Paris XII;
Bertrand Francis Dumont,
Chennevieres, both of France

[73] Assignee: **FACOM**, Morangis, France

[**] Term: **14 Years**

[21] Appl. No.: **29/078,975**

[22] Filed: **Nov. 5, 1997**

[30] **Foreign Application Priority Data**

May 5, 1997 [FR] France 972652

[51] **LOC (6) Cl.** **08-05**

[52] **U.S. Cl.** **D8/25**

[58] **Field of Search** D8/21-29; 81/60-63,
81/63.1, 63.2

[56] **References Cited**

U.S. PATENT DOCUMENTS

2,715,955 8/1955 Stone 81/62 X
3,393,587 7/1968 Jolliff et al. 81/63.2

Primary Examiner—Ted Shooman
Assistant Examiner—Richelle Shelton
Attorney, Agent, or Firm—Wenderoth, Lind & Ponack,
L.L.P.


[57] **CLAIM**

We claim the ornamental design for a ratchet, as shown and described.

DESCRIPTION

FIG. 1 is a perspective view of a ratchet according to the design of the present invention from the front, top and right side thereof;
FIG. 2 is a top view of the design according to the present invention;
FIG. 3 is a bottom view of the ratchet of the design according to the present invention;
FIG. 4 is a right side view of the ratchet of the design according to the present invention;
FIG. 5 is a left side view of the ratchet according to the design of the present invention; and,
FIG. 6 is a perspective view of the ratchet of the design according to the present invention from the rear, top and left sides thereof.

1 Claim, 2 Drawing Sheets






FIG. 1

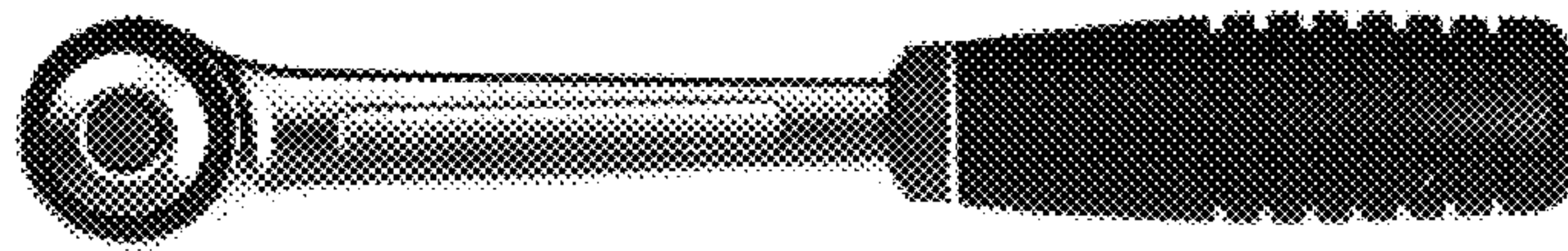


FIG. 2

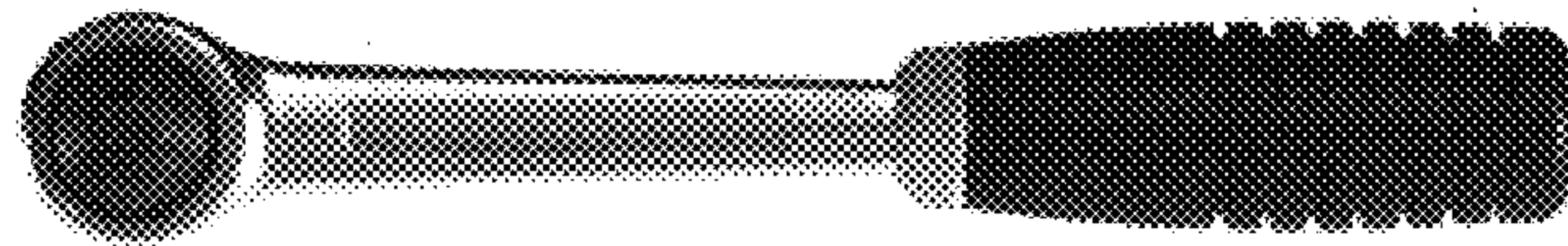


FIG. 3

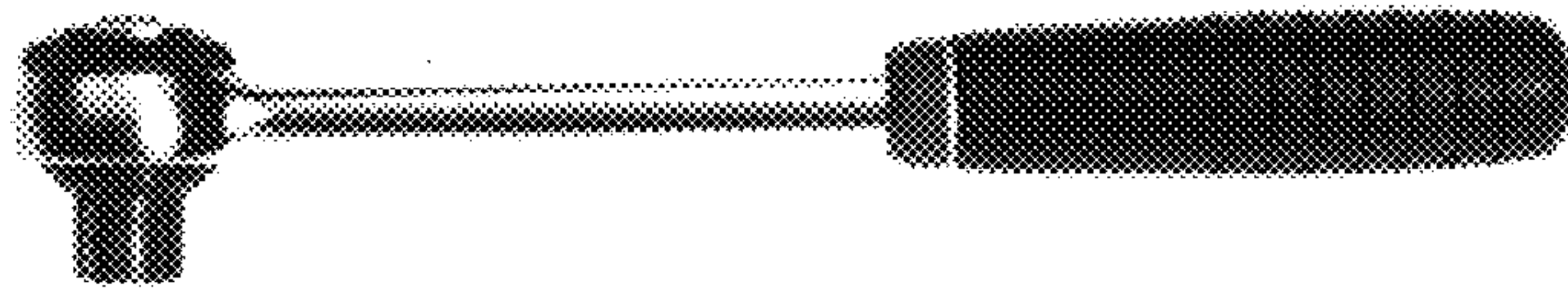


FIG. 4

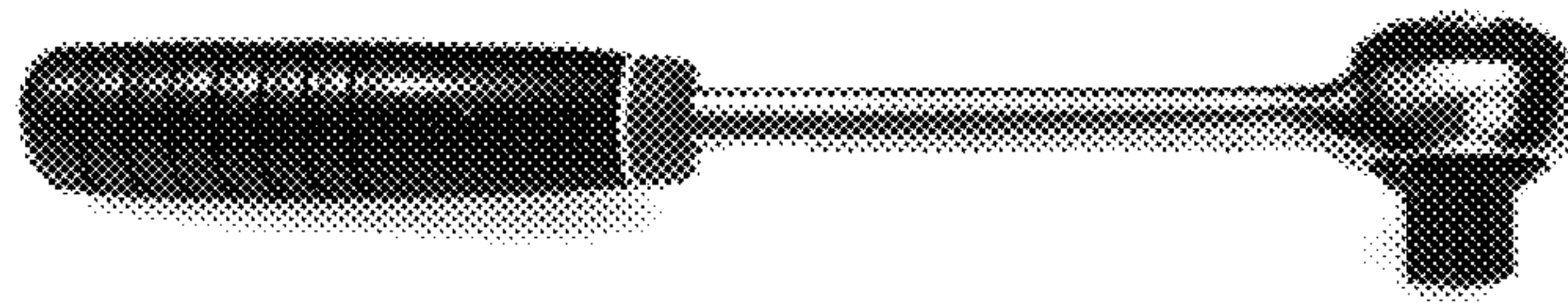


FIG. 5

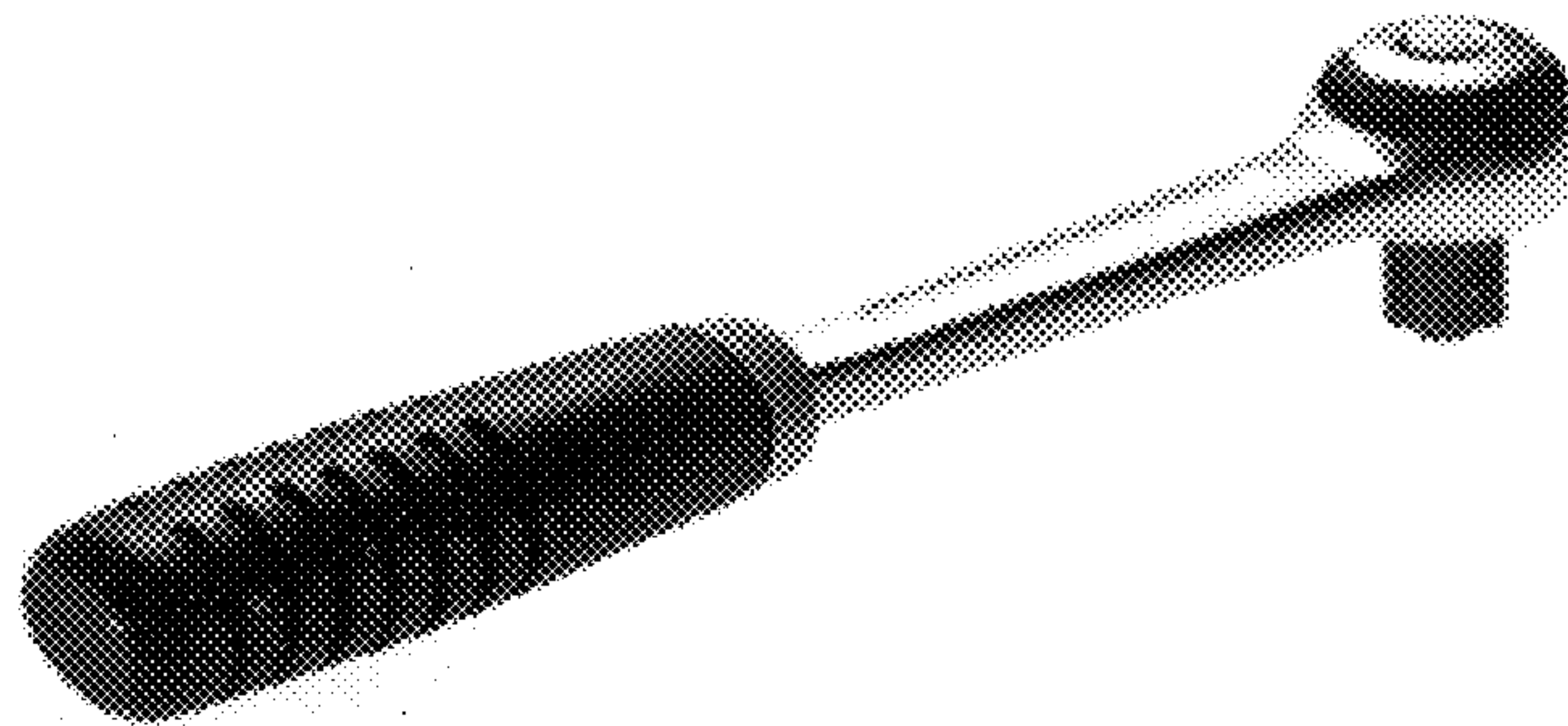


FIG. 6