



US00D417371S

United States Patent [19]

Searle et al.

[11] Patent Number: **Des. 417,371**

[45] Date of Patent: **** Dec. 7, 1999**

[54] **COMBINED LOWER HOUSING AND SHIELD OF A POWERED LAWN AND GARDEN IMPLEMENT**

[75] Inventors: **John F. Searle**, Hudson; **Joseph A. Juratovac**, Columbus; **Douglas D. Hansel**, Westerville; **R. Reade Harpham**, Columbus, all of Ohio

[73] Assignee: **McCulloch Corporation**, Tucson, Ariz.

[**] Term: **14 Years**

[21] Appl. No.: **29/071,507**

[22] Filed: **May 30, 1997**

[51] **LOC (6) Cl.** **08-01**

[52] **U.S. Cl.** **D8/8**

[58] **Field of Search** D8/8; 56/12.7; 30/276

[56] References Cited

U.S. PATENT DOCUMENTS

D. 251,699	5/1979	Averitt	D8/8
D. 255,764	7/1980	Lombard	D8/8
D. 301,009	5/1989	Pilatowicz et al.	D8/7.8
D. 305,198	12/1989	Waite et al.	D8/8
D. 307,860	5/1990	Ellis	D8/8
D. 317,852	7/1991	Fujiwara et al.	D8/8
D. 320,398	10/1991	Clivio	D15/16
D. 343,554	1/1994	Watanabe et al.	D8/8
D. 349,220	8/1994	Griffin	D8/8
D. 349,221	8/1994	Griffin	D8/8

D. 354,892	1/1995	Griffin	D8/8
D. 361,701	8/1995	Pink	D8/8
D. 367,595	3/1996	Dahlberg et al.	D8/8
D. 368,005	3/1996	Lemcke	D8/8
4,188,719	2/1980	Hoff	30/122
4,651,422	3/1987	Everts	30/347
4,860,451	8/1989	Pilatowicz et al.	30/276
5,181,369	1/1993	Everts	56/12.7

Primary Examiner—Holly Baynham
Attorney, Agent, or Firm—Marshall, O’Toole, Gerstein, Murray & Borun

[57] CLAIM

The ornamental design for a combined lower housing and shield of a powered lawn and garden implement, as shown and described.

DESCRIPTION

FIG. 1 comprises a perspective view, taken from above and from the left, of a combined lower housing and shield of a powered lawn and garden implement according to the present invention;

FIG. 2 is a left-side elevational view thereof with the opposite side being a mirror image;

FIG. 3 is a top plan view thereof; and,

FIG. 4 is a perspective view, taken from below and from the right thereof.

The broken line showing of a partial shaft and wire guard is for illustrative purposes only and forms no part of the claimed design. The bottom surfaces in the perspective view of FIG. 4 form no part of the claimed design.

1 Claim, 4 Drawing Sheets

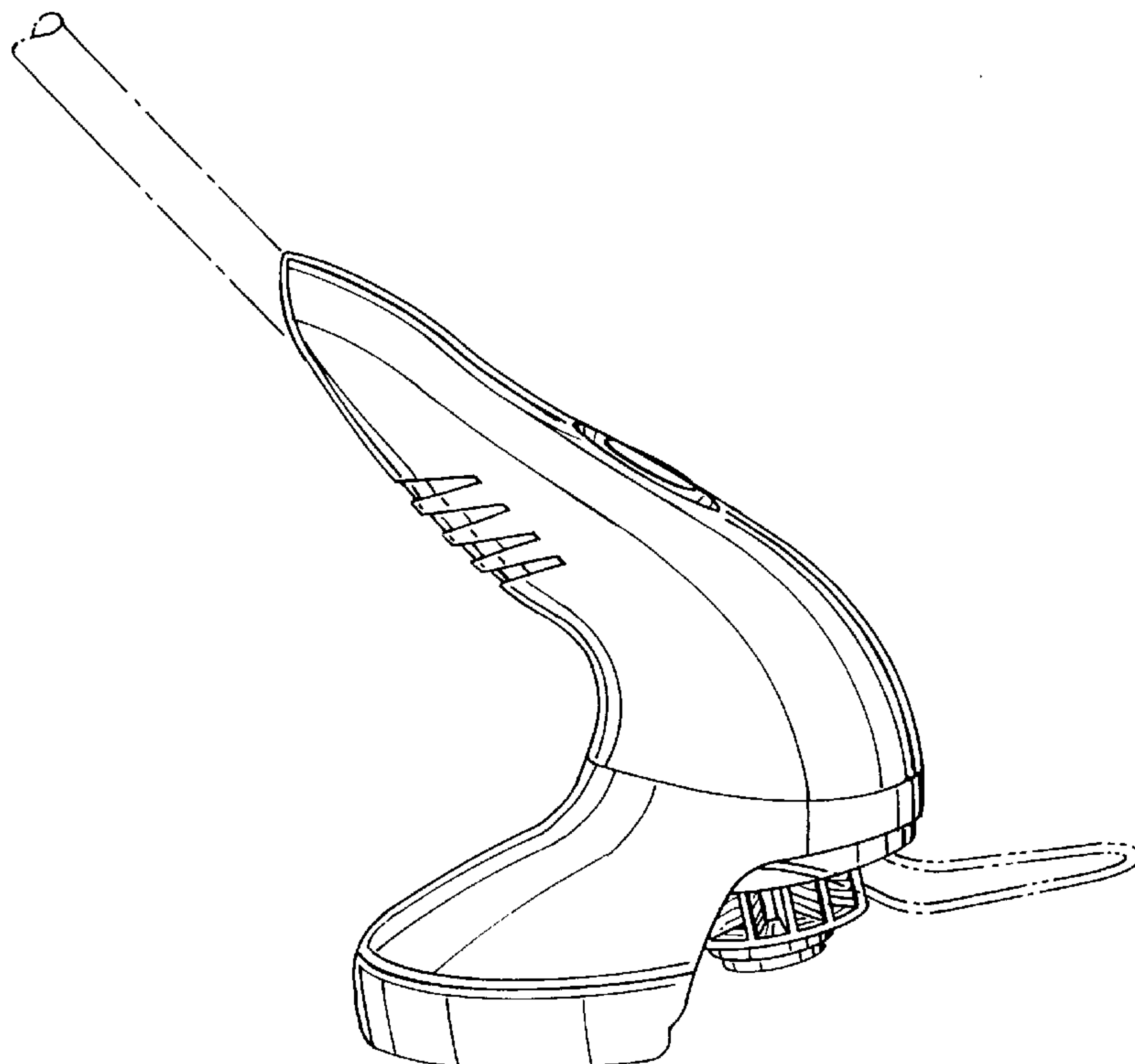


FIG. 1

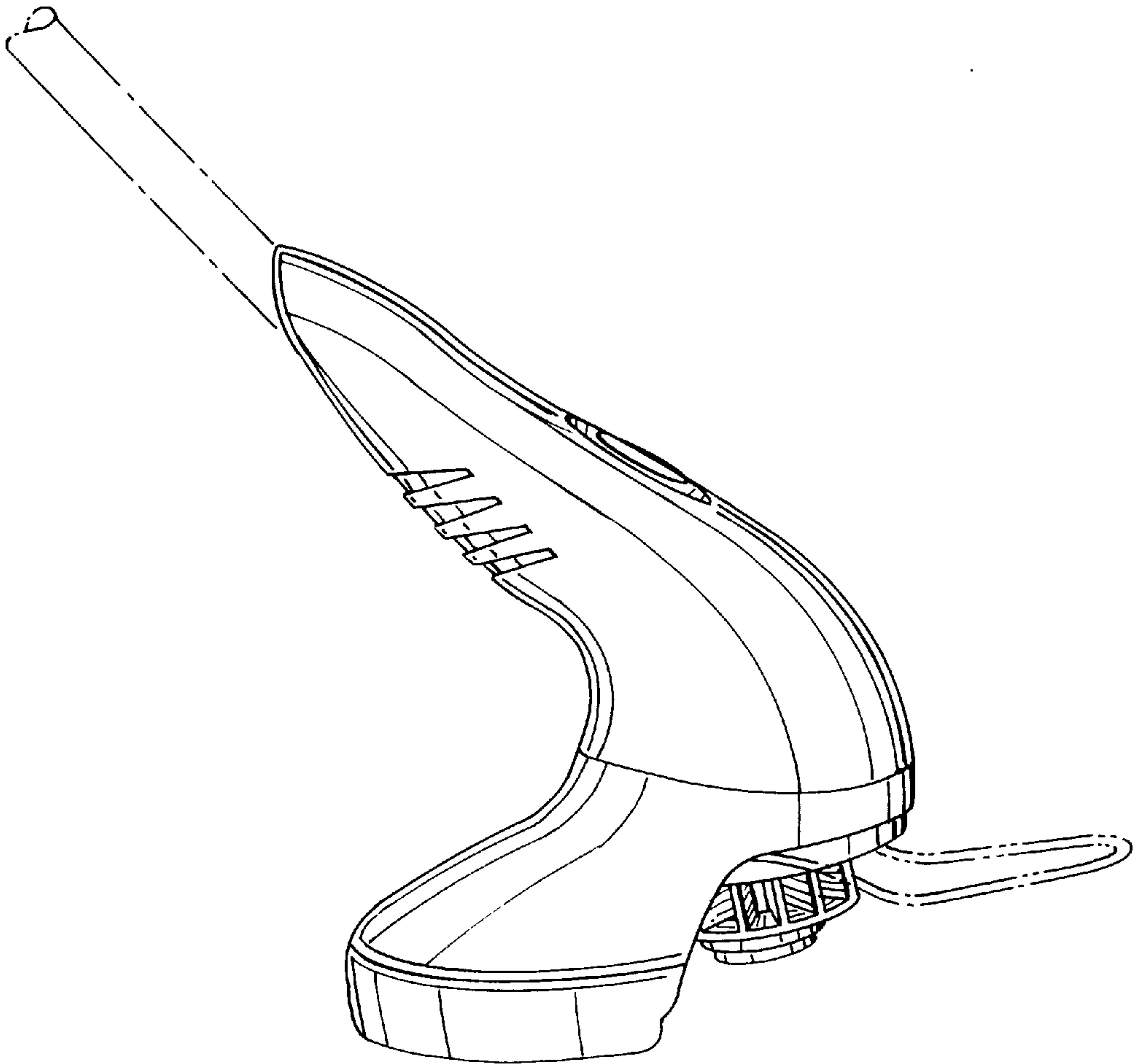


FIG. 2

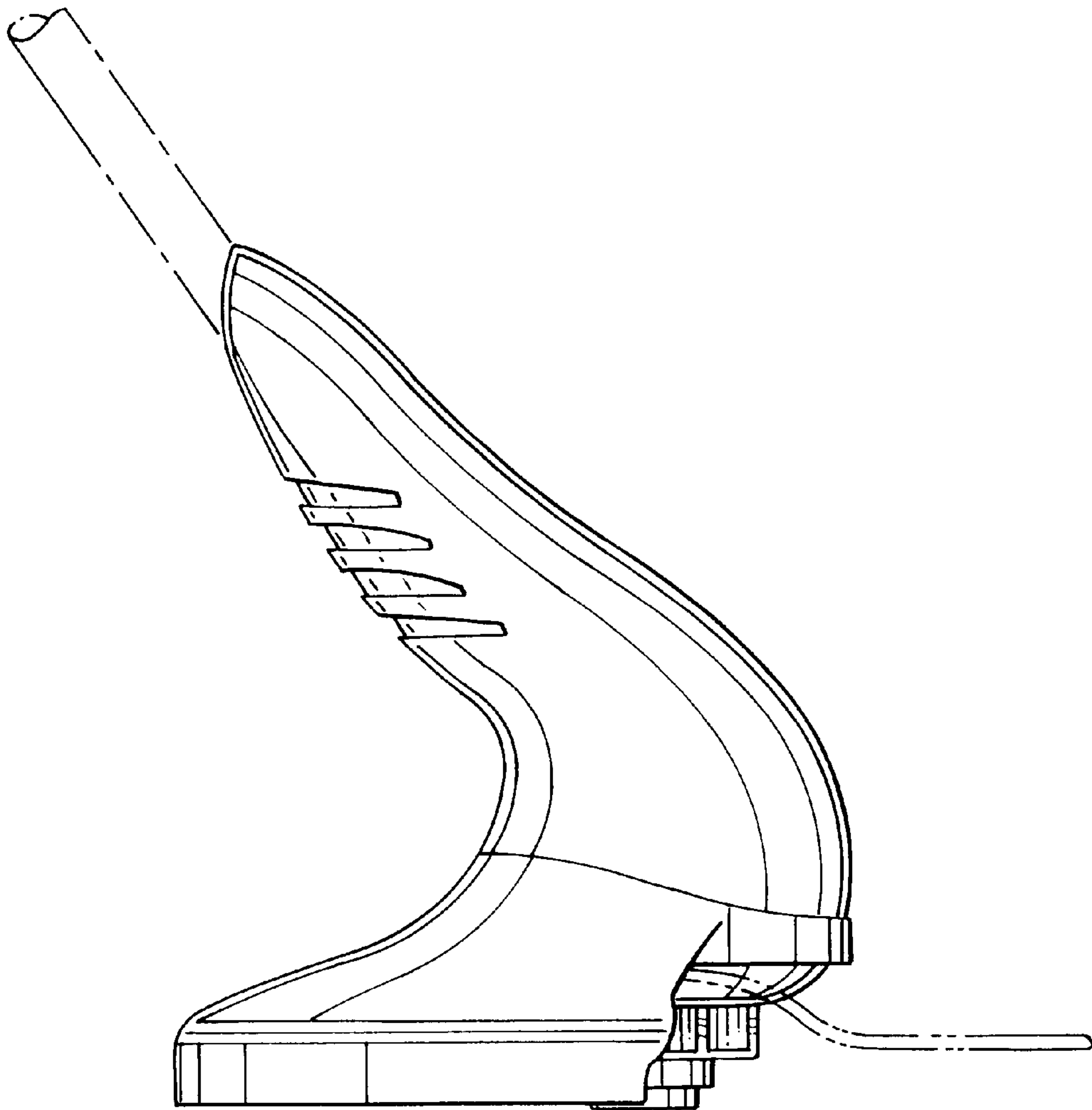


FIG. 3

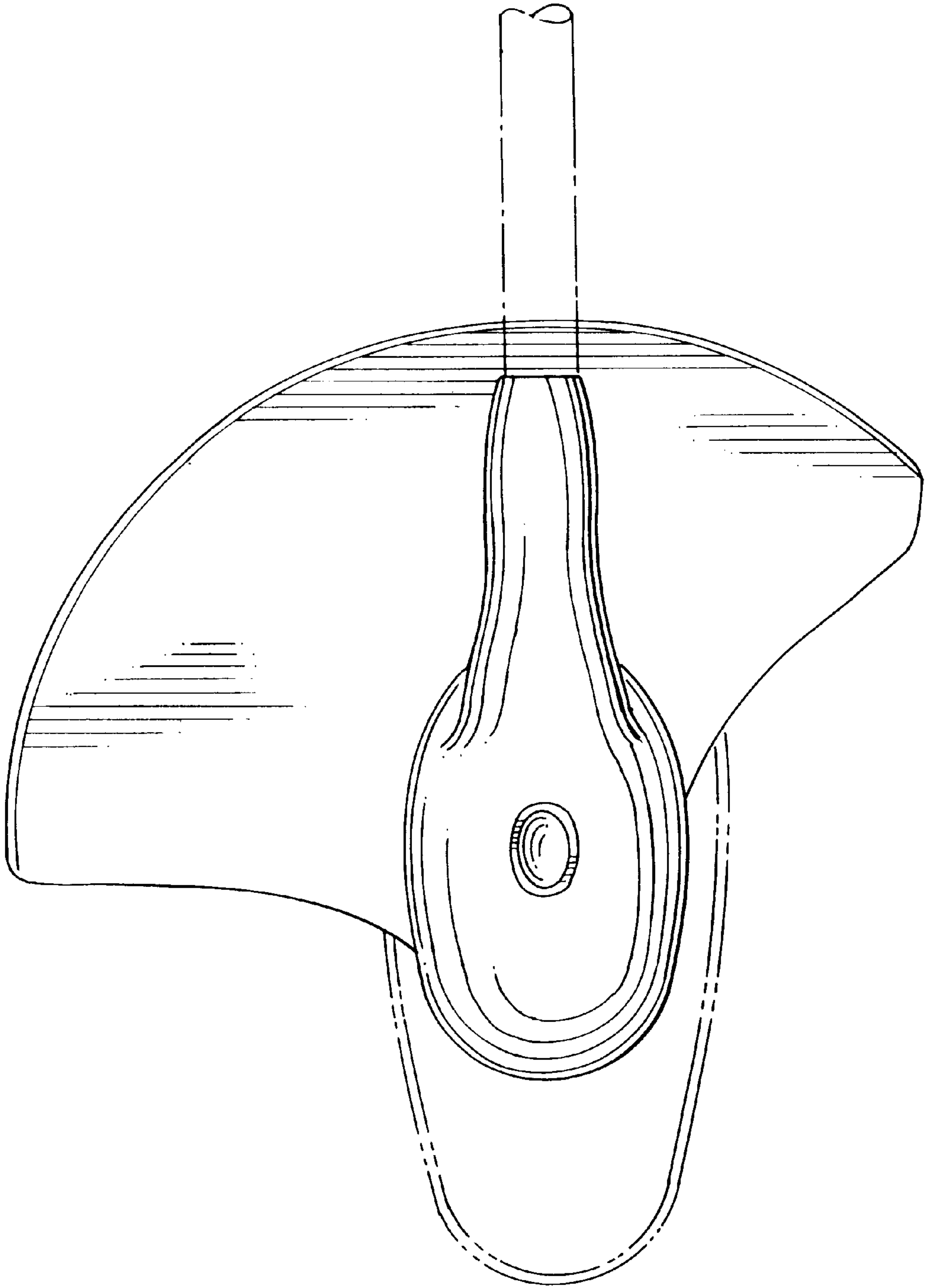


FIG. 4

