



US00D417370S

United States Patent [19] Hem

[11] Patent Number: **Des. 417,370**

[45] Date of Patent: **** Dec. 7, 1999**

[54] **COMBINED CANTEEN, LUNCHBOX AND REMOVABLE TRAY**

[75] Inventor: **Simon Hem**, Charlottenlund, Denmark

[73] Assignee: **Digital Pictures International ApS**,
Copenhagen Ø, Denmark

[**] Term: **14 Years**

[21] Appl. No.: **29/091,536**

[22] Filed: **Jul. 31, 1998**

[30] **Foreign Application Priority Data**

Feb. 2, 1998 [DK] Denmark 0125/98

[51] **LOC (6) Cl.** **11-02**

[52] **U.S. Cl.** **D7/710; D9/310**

[58] **Field of Search** D7/606, 709, 710;
D3/202, 270, 271; D9/307, 310; D21/576,
597; 206/223, 457, 541, 545, 546; 446/73

[56] **References Cited**

U.S. PATENT DOCUMENTS

- D. 308,128 5/1990 Paquette D3/202
- D. 316,814 5/1991 Duffy et al. D3/202
- D. 387,632 12/1997 Williams D7/710

Primary Examiner—Terry A. Wallace

Attorney, Agent, or Firm—Michael N. Meller; Eugene Lieberstein

[57] **CLAIM**

The ornamental design for a combined canteen, lunchbox and removable tray, as shown and described.

DESCRIPTION

FIG. 1 is a top, front and right side perspective view showing my new combined canteen, lunchbox and removable tray in a closed position;

FIG. 2 is a bottom and right side perspective view thereof;

FIG. 3 is a top, front and right side perspective view thereof showing the combined canteen, lunchbox and removable tray in a partially open position with the removable tray exposed;

FIG. 4 is a top, rear and right side perspective view of the combined canteen, lunchbox and removable tray in a partially open position;

FIG. 5 is a top, front and right side perspective view of the canteen shown by itself;

FIG. 6 is a bottom, front and left side perspective view of the upper cover of the lunchbox shown by itself; and,

FIG. 7 is a top, side and end perspective view of the removable tray shown by itself.

The sides of the combined canteen, lunchbox and removable tray which are not shown should be considered plain and unornamented.

1 Claim, 7 Drawing Sheets






FIG. 1




FIG. 2



FIG. 3



FIG. 4



FIG. 5




FIG. 6




FIG. 7