



US00D417360S

# United States Patent [19]

Bickert et al.

[11] Patent Number: Des. 417,360

[45] Date of Patent: \*\* Dec. 7, 1999

[54] CUP LID

[75] Inventors: **Robert Ellsworth Bickert**, Mobile, Ala.; **Bruce Copeland**, Stone Mountain, Ga.

[73] Assignee: **Crown Products**, Mobile, Ala.

[\*\*] Term: **14 Years**

[21] Appl. No.: **29/096,317**

[22] Filed: **Nov. 10, 1998**

[51] LOC (6) Cl. .... **07-99**

[52] U.S. Cl. .... **D7/392.1; D7/396.2**

[58] Field of Search ..... D7/391, 392, 392.1, D7/601, 602, 608, 538, 541, 542, 510, 511, 396.2, 612; D9/503, 435, 440, 445, 446, 447, 454; 220/711, 713, 254

### [56] References Cited

#### U.S. PATENT DOCUMENTS

- D. 189,165 11/1960 Freiman ..... D7/392.1
- D. 192,192 2/1962 Tupper ..... D7/392
- D. 228,888 10/1973 Feldman ..... D7/392.1 X
- D. 242,108 11/1976 Dart ..... D7/396.2
- D. 291,536 8/1987 Crawford ..... D9/447
- D. 354,418 1/1995 Martin .
- D. 362,369 9/1995 Bridges .
- D. 366,810 2/1996 Yeh .
- D. 373,051 8/1996 Kramer et al. .
- D. 373,927 9/1996 Kramar et al. .... D7/392.1

- D. 379,738 6/1997 Liming et al. .
- D. 382,174 8/1997 Grimm .
- D. 384,860 10/1997 Trombly .
- D. 386,948 12/1997 Wissinger .
- D. 387,620 12/1997 Trombly .
- 5,573,139 11/1996 Yeh .

*Primary Examiner*—M. N. Pandozzi  
*Attorney, Agent, or Firm*—Robert J. Veal; Veal & Associates

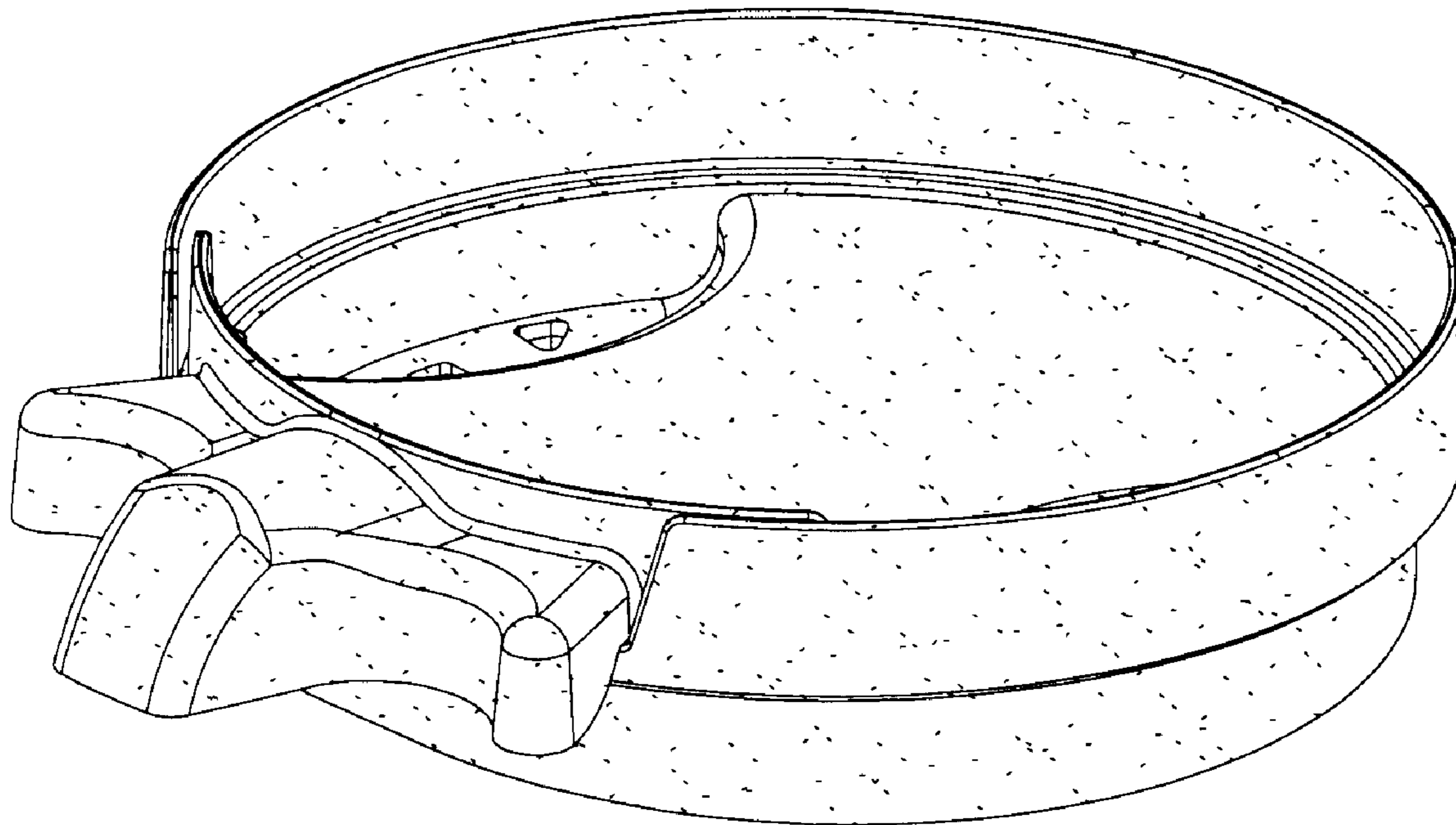
### [57] CLAIM

The cup lid, as shown and described.

### DESCRIPTION

FIG. 1 is a perspective view of a cup lid showing my new design;  
 FIG. 2 is a top plan view thereof,  
 FIG. 3 a bottom view thereof;  
 FIG. 4 is side elevational view thereof  
 FIG. 5 is a side elevational view of the side opposite that shown in FIG. 4;  
 FIG. 6 is a side elevational as seen from the left side of FIG. 4  
 FIG. 7 is a side elevational view as seen from the right side of FIG. 4; and,  
 FIG. 8 is a perspective view of the present invention mounted on a cup which is shown in broken lines, thereby illustrating environmental structure.  
 The broken line showing of a cup in FIG. 8 is for illustrative purposes only and forms no part of the claimed design.

**1 Claim, 4 Drawing Sheets**



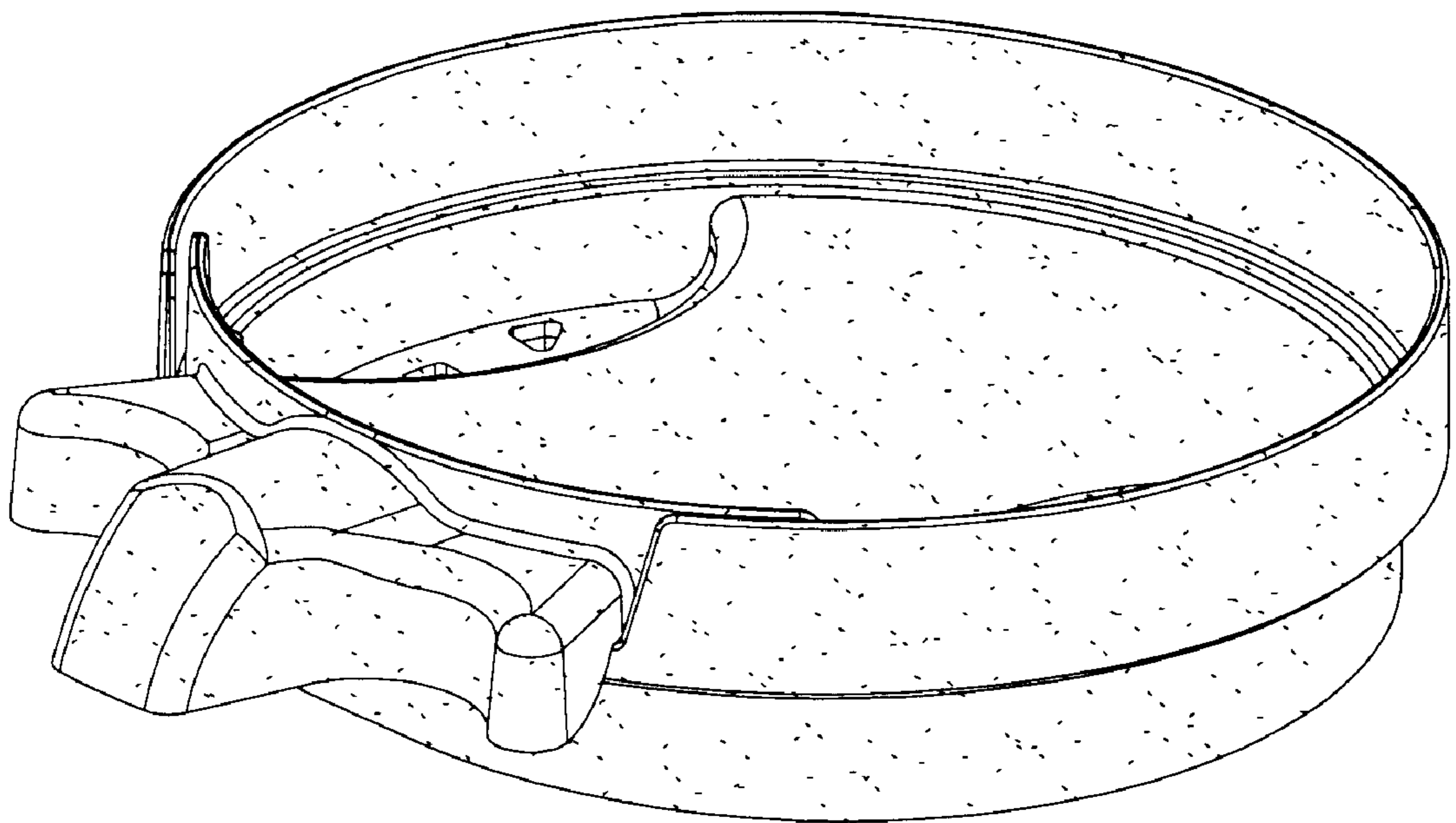


FIG. 1

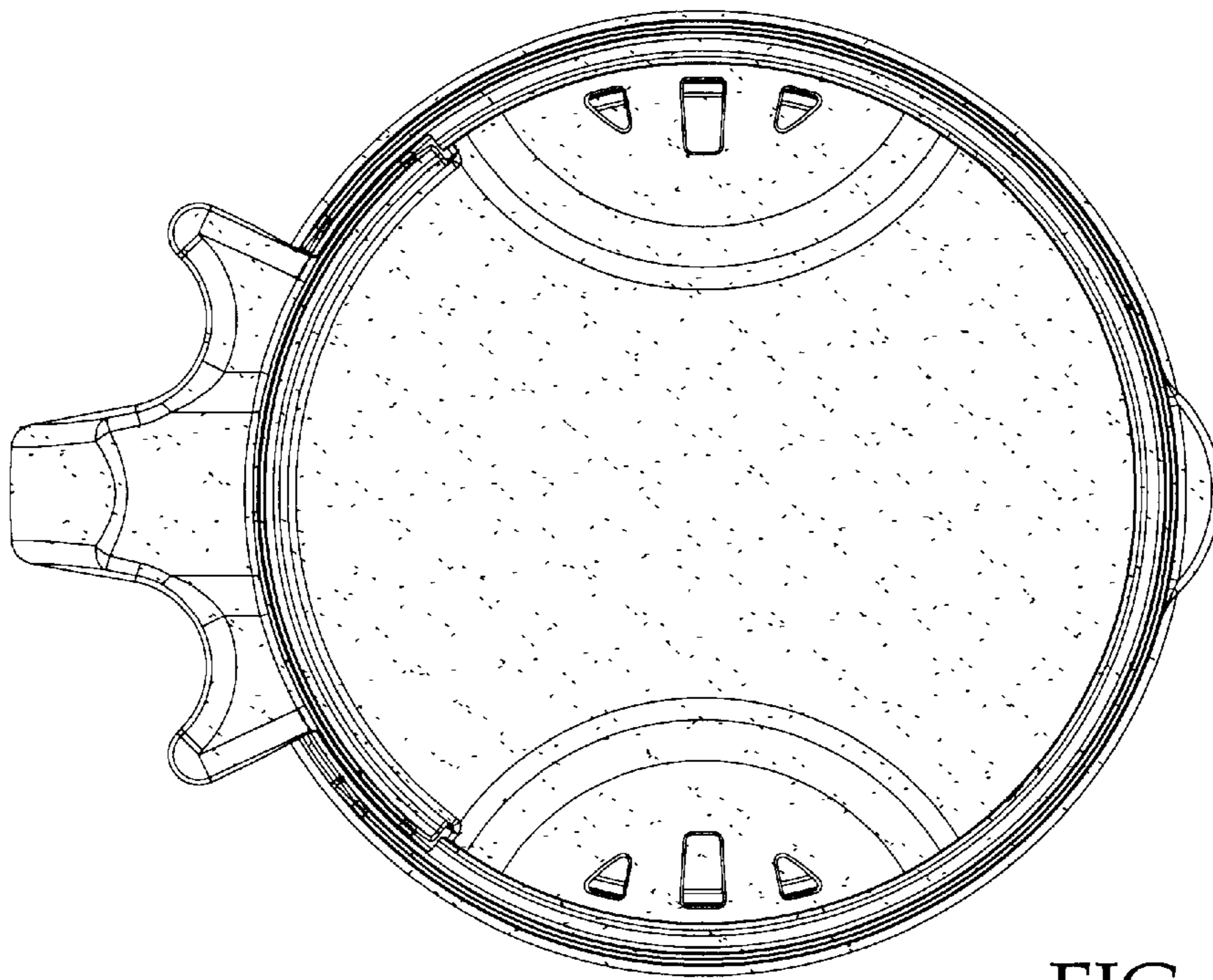


FIG. 2

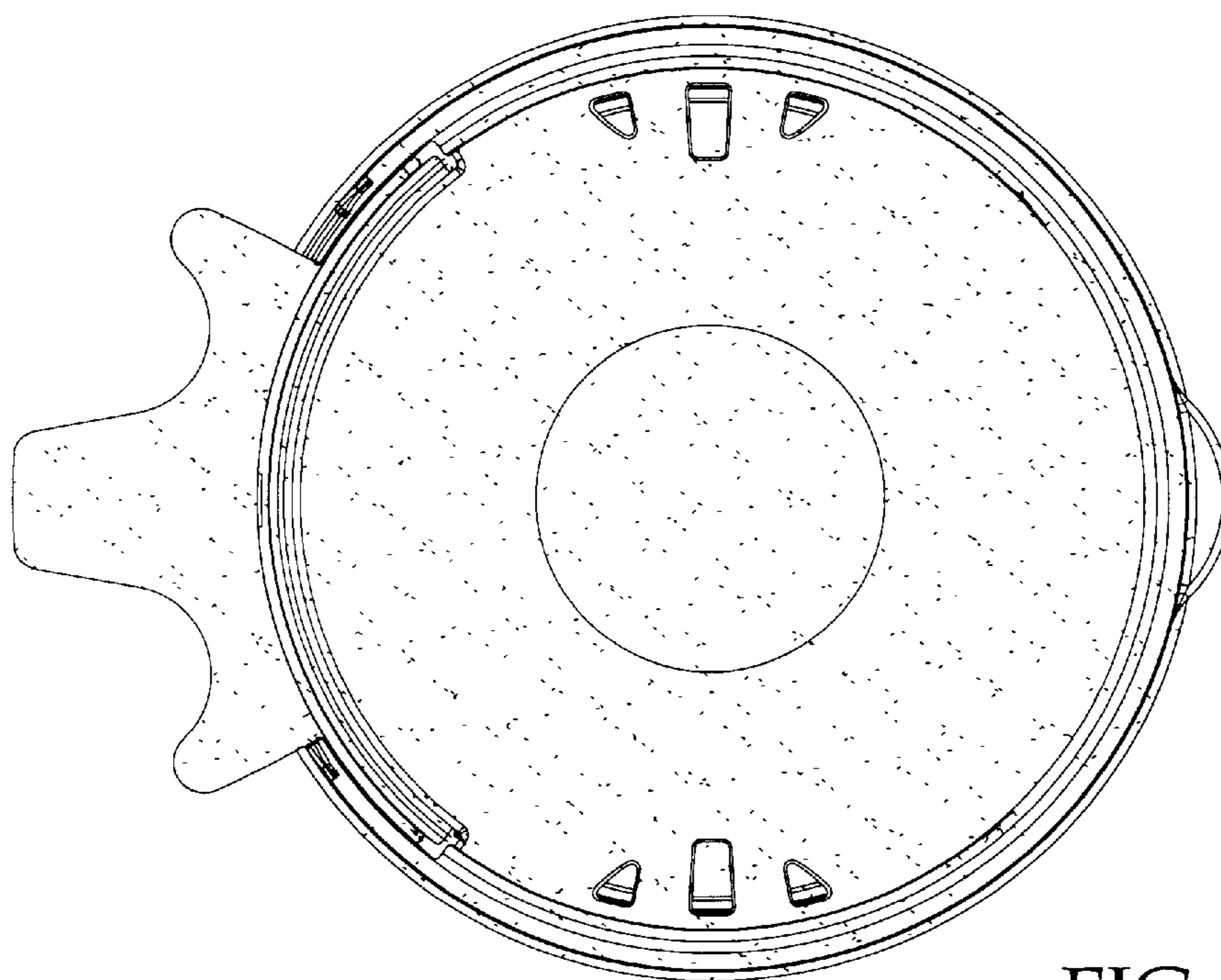


FIG. 3




FIG. 4




FIG. 5

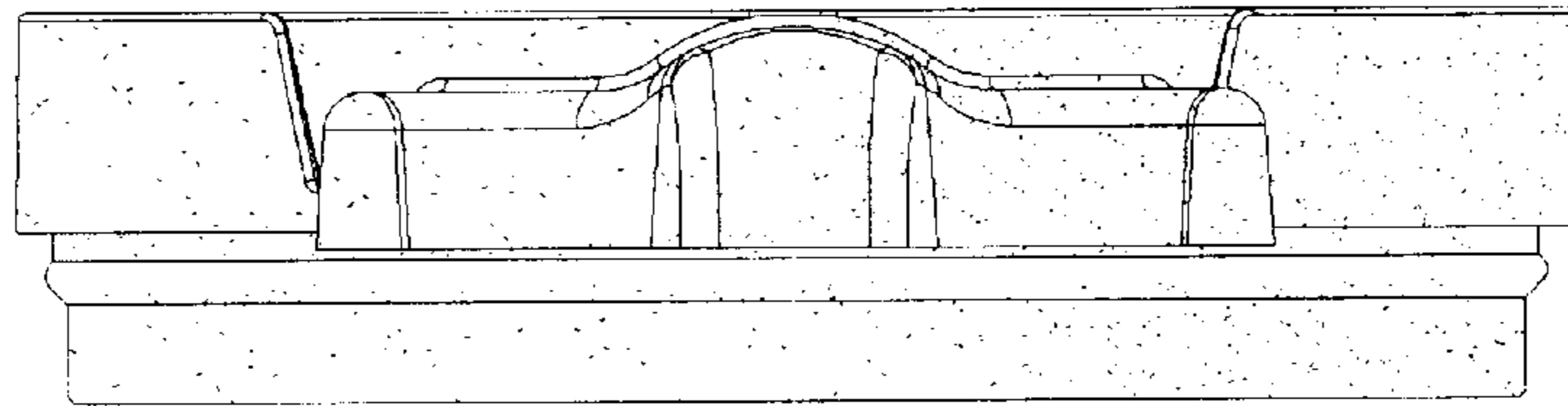


FIG. 6




FIG. 7



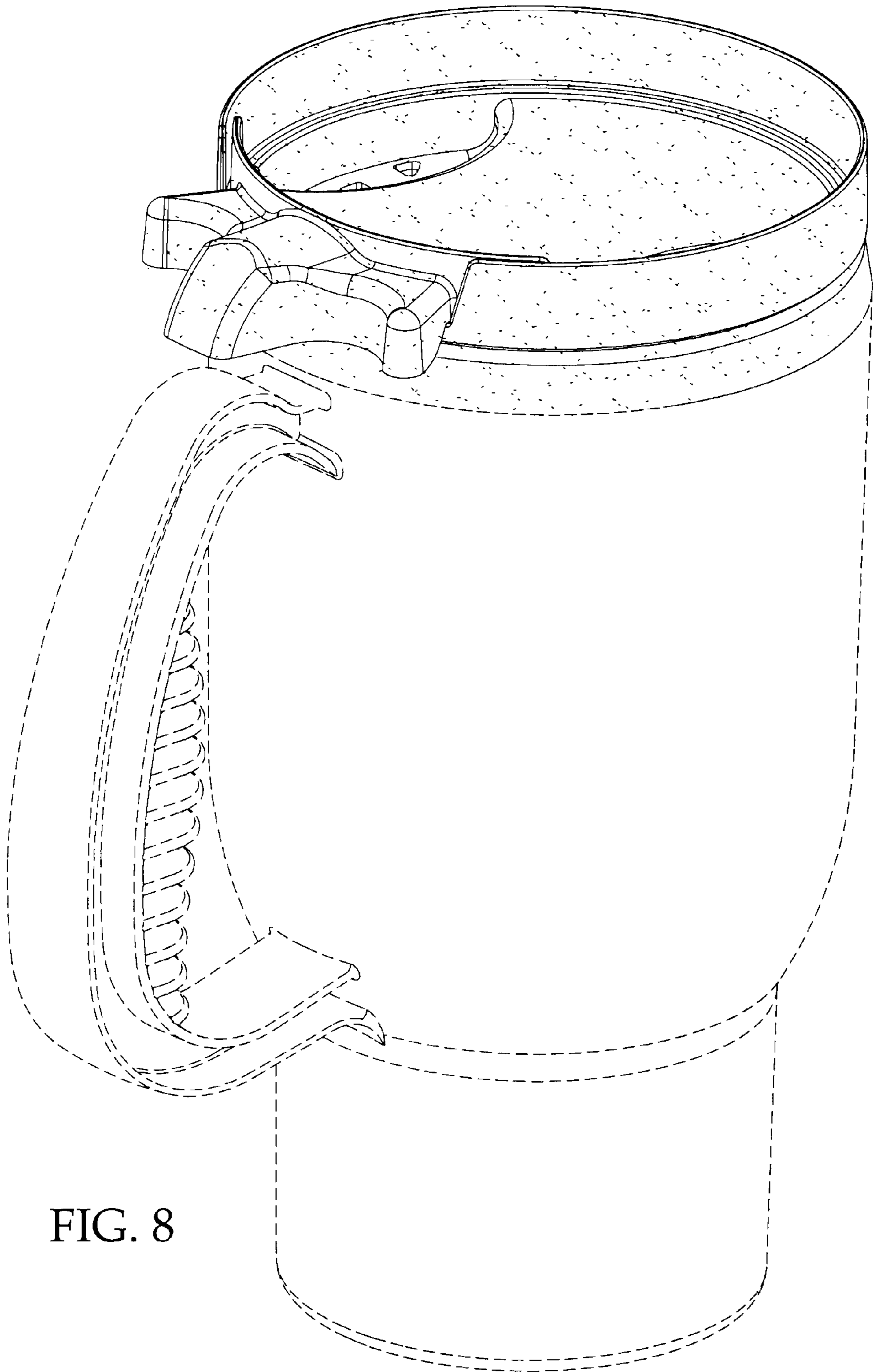


FIG. 8