



US00D417348S

**United States Patent** [19]  
**Vandebeek**

[11] **Patent Number: Des. 417,348**

[45] **Date of Patent: \*\* Dec. 7, 1999**

[54] **CHAIR**

[75] Inventor: **Roel Vandebeek**, Hasselt, Belgium

[73] Assignee: **Chairtech-Cannone**, St. Marcellin, France

[\*\*] Term: **14 Years**

[21] Appl. No.: **29/088,882**

[22] Filed: **Jun. 3, 1998**

[51] **LOC (6) Cl.** ..... **06-06**

[52] **U.S. Cl.** ..... **D6/500; D6/366**

[58] **Field of Search** ..... D6/334, 335, 364, D6/365, 366, 367, 374, 375, 500, 501, 502; 297/411.2, 452.45, 452.48, 452.55, DIG. 1, DIG. 2

[56] **References Cited**

**U.S. PATENT DOCUMENTS**

D. 330,808 11/1992 Citterio ..... D6/366

D. 339,927 10/1993 Fahnstrom et al. .... D6/366  
D. 358,944 6/1995 Citterio ..... D6/366  
D. 371,009 6/1996 Werner ..... D6/366  
D. 395,762 7/1998 Saul ..... D6/366  
D. 403,520 1/1999 Wilson ..... D6/366

*Primary Examiner*—Gary D. Watson  
*Attorney, Agent, or Firm*—Gottlieb, Rackman & Reisman, P.C.

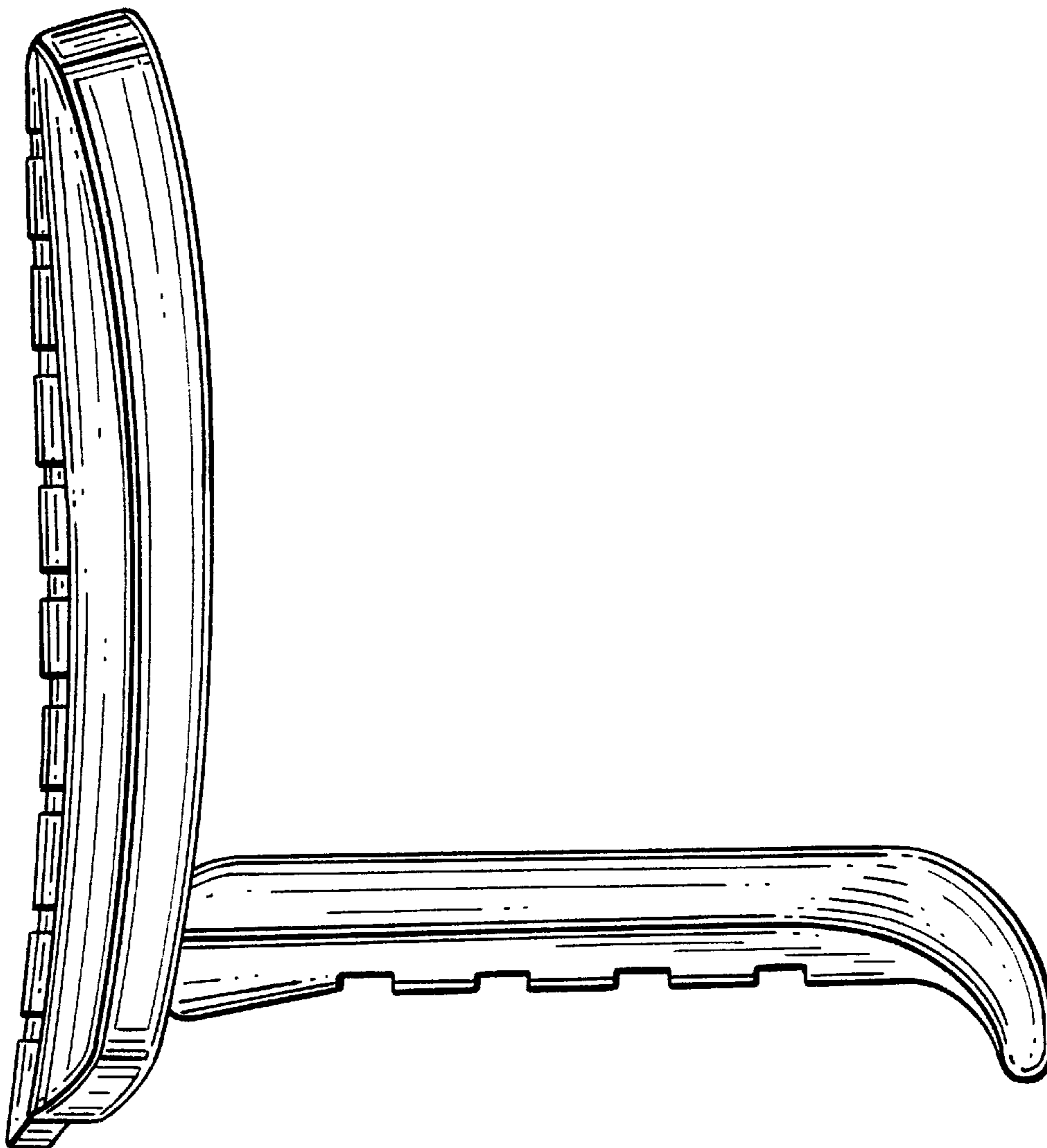
[57] **CLAIM**

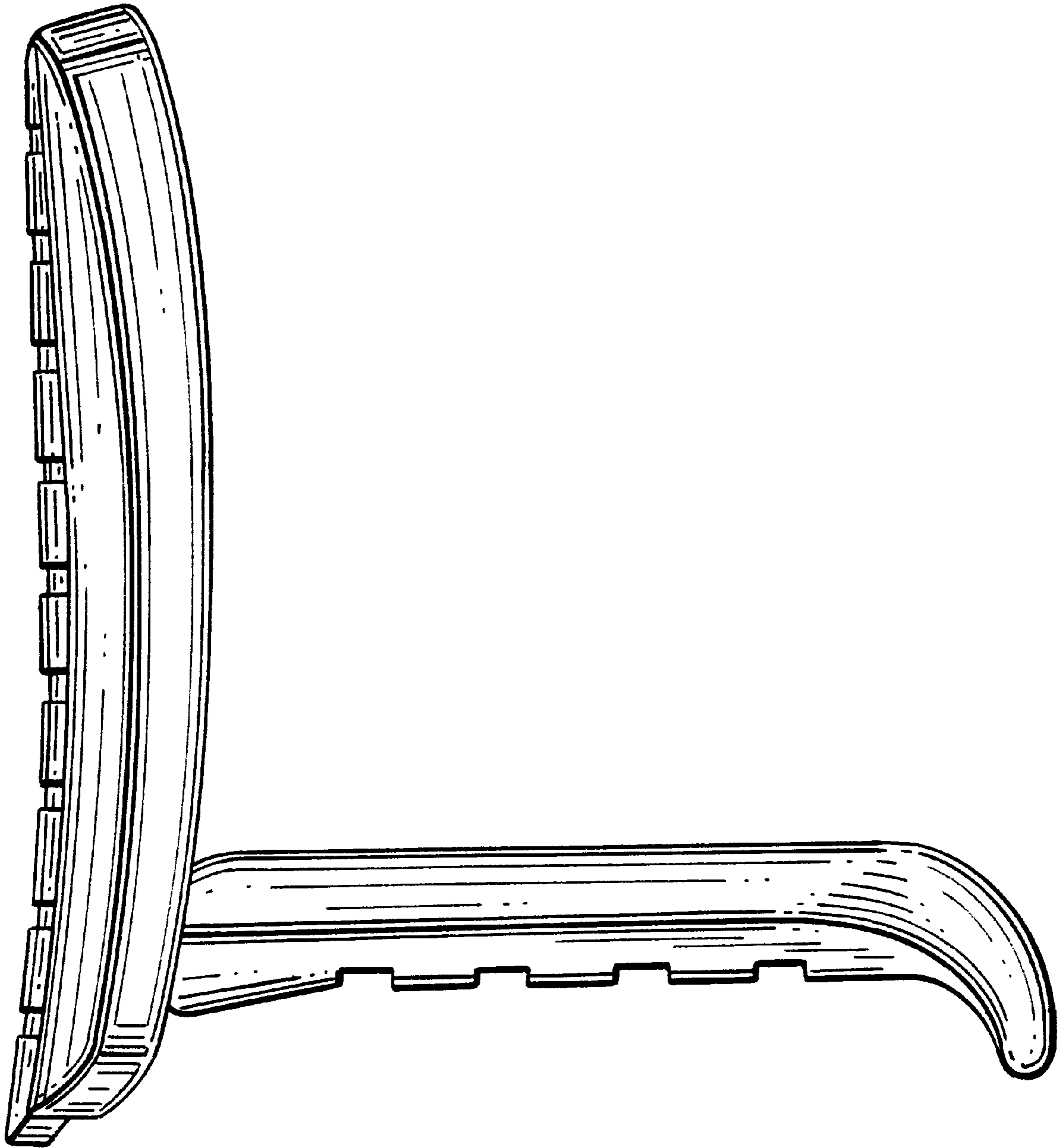
The ornamental design for a chair, as shown and described.

**DESCRIPTION**

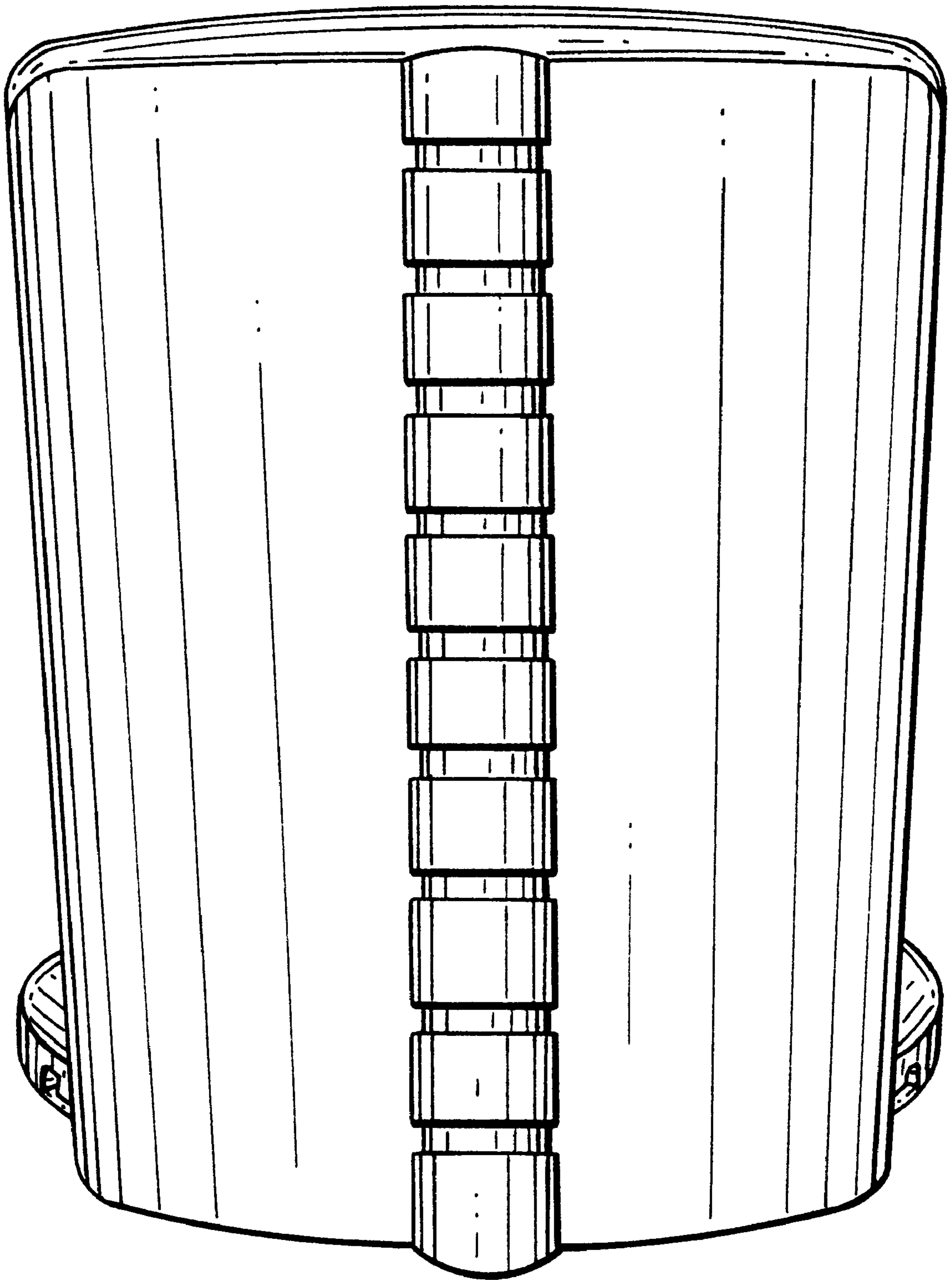
FIG. 1 is a right side view thereof, the left side being a mirror image thereof;  
FIG. 2 is a rear view thereof;  
FIG. 3 is a top view thereof;  
FIG. 4 is a bottom view thereof; and,  
FIG. 5 is a front view thereof.

**1 Claim, 5 Drawing Sheets**






*FIG. 1*



*FIG. 2*



*FIG. 3*

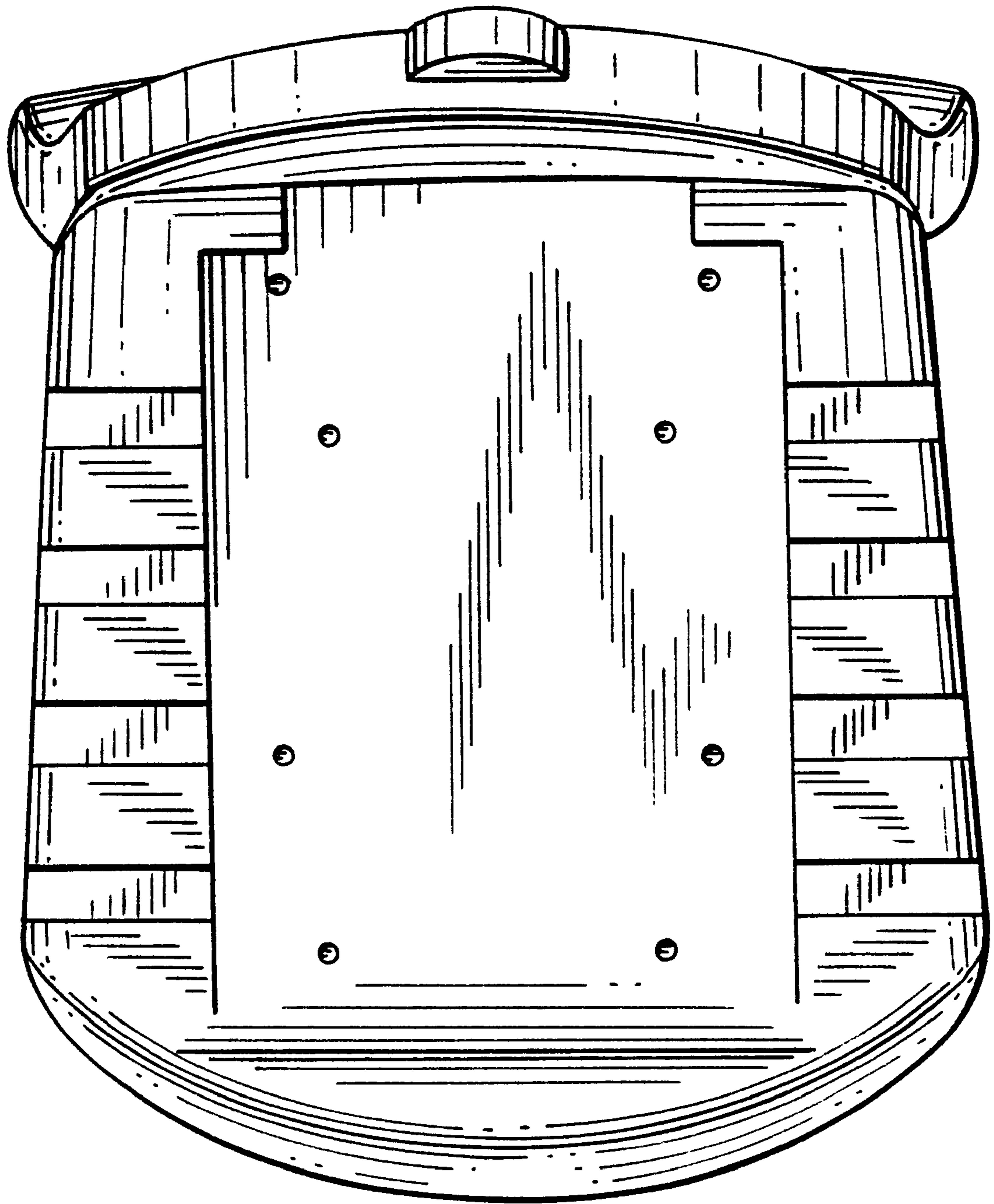



FIG. 4



*FIG. 5*