



US00D417345S

# United States Patent [19]

Bell et al.

[11] Patent Number: Des. 417,345

[45] Date of Patent: \*\* Dec. 7, 1999

[54] CHAIR

[75] Inventors: **Ted Allen Bell**, Killen, Ala.; **Gabriel Batki-Braun**, Purley; **Bernard Heppenstall**, Near Salisbury, both of United Kingdom

[73] Assignee: **Faversham Furniture Limited**, Faversham, United Kingdom

[\*\*] Term: **14 Years**

[21] Appl. No.: **29/097,309**

[22] Filed: **Dec. 3, 1998**

[30] **Foreign Application Priority Data**

Jun. 5, 1998 [GB] United Kingdom ..... 2075209

[51] **LOC (6) Cl.** ..... **06-01**

[52] **U.S. Cl.** ..... **D6/376**

[58] **Field of Search** ..... D6/334, 369, 370, D6/374, 376, 379, 380, 500, 501, 502; 297/446.1

[56] **References Cited**

**U.S. PATENT DOCUMENTS**

D. 289,949 5/1987 Tron ..... D6/376

D. 352,840	11/1994	Alchin .....	D6/376
D. 359,174	6/1995	Arthur, Jr. ....	D6/376
D. 372,368	8/1996	Escalona .....	D6/376
D. 385,711	11/1997	Alchin .....	D6/376
D. 399,352	10/1998	Frinier .....	D6/369

*Primary Examiner*—Gary D. Watson  
*Attorney, Agent, or Firm*—Bradley Arant Rose & White, LLP

[57] **CLAIM**

The ornamental design for a chair, as shown and described.

**DESCRIPTION**


FIG. 1 is a perspective view of our new design for a chair as seen from a point above and to one side of the design.


FIG. 2 is a side view of the chair, the opposite side being a mirror image thereof; and,

FIG. 3 is a top plan view of the chair.

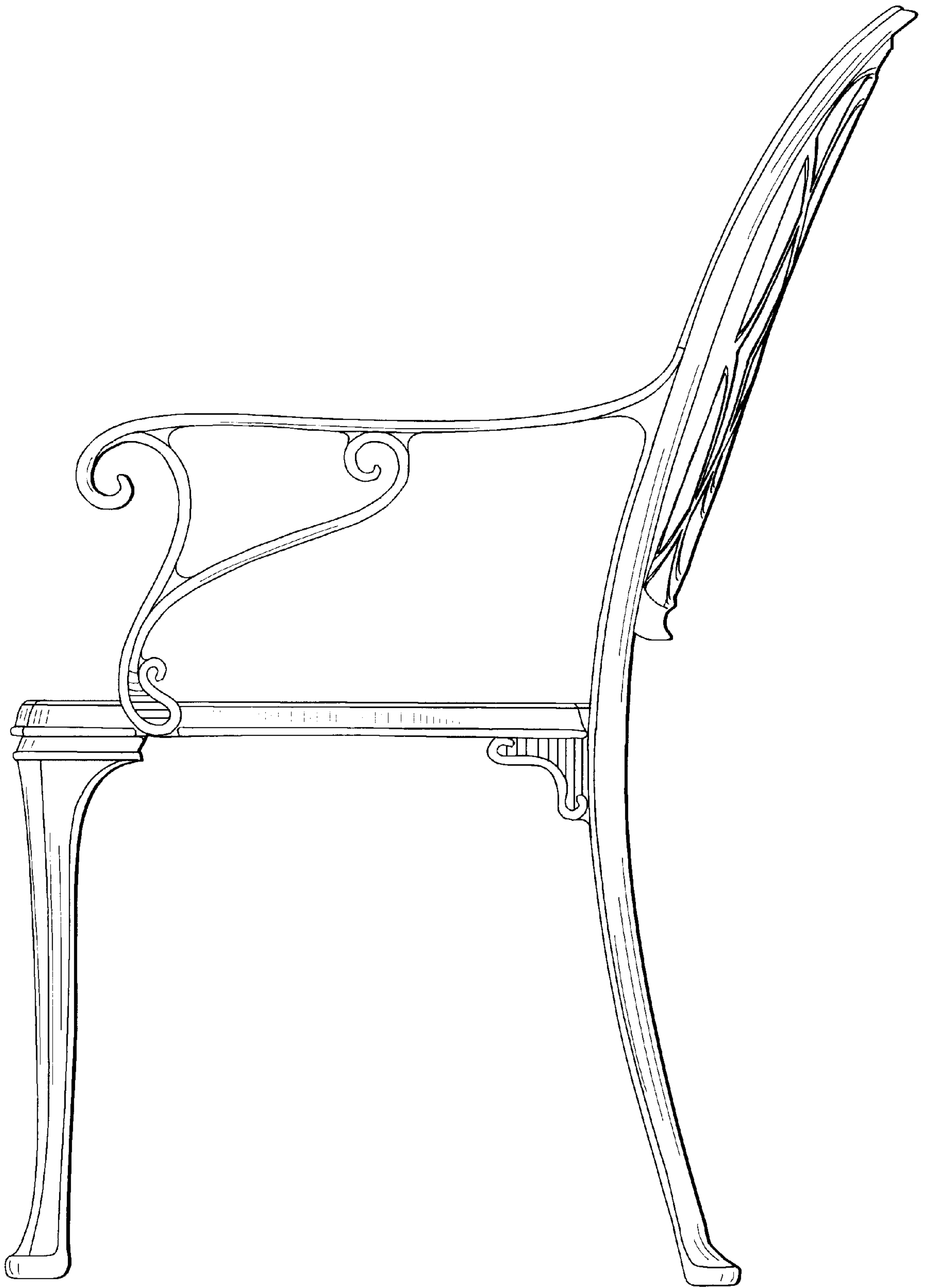
The portions of the chair which have not been shown or described form no part of the claimed design.

**1 Claim, 3 Drawing Sheets**






**FIG. 1**



**FIG. 2**





**FIG. 3**