



US00D417316S

United States Patent [19]

Kane et al.

[11] Patent Number: **Des. 417,316**

[45] Date of Patent: **** Nov. 30, 1999**

[54] **HANDLE FOR CALF-PULLING CHAIN**

[76] Inventors: **George K. Kane**, 4900 S. Pennbrook Ave., Sioux Falls, S. Dak. 57108; **G. Kevin Kane**, 2213 E. 52nd St., Sioux Falls, S. Dak. 57103

[**] Term: **14 Years**

[21] Appl. No.: **29/084,393**

[22] Filed: **Mar. 2, 1998**

[51] **LOC (6) Cl.** **30-09**

[52] **U.S. Cl.** **D30/151**

[58] **Field of Search** D30/151, 199; 119/717, 801, 802, 806, 795, 797; 294/19.1, 19.3, 15, 26, 104, 24, 1.5, 17; 24/599.7; D8/301, 303, 305

[56] **References Cited**

U.S. PATENT DOCUMENTS

D. 325,688 4/1992 Schreib 294/24 X

677,297	6/1901	Watson	119/801
1,480,173	1/1924	Mansfield	119/801
1,811,437	6/1931	Orr	119/801
5,630,381	5/1997	Kroyer	119/801

Primary Examiner—Louis S. Zarfes
Assistant Examiner—Catherine R. Oliver

[57] **CLAIM**

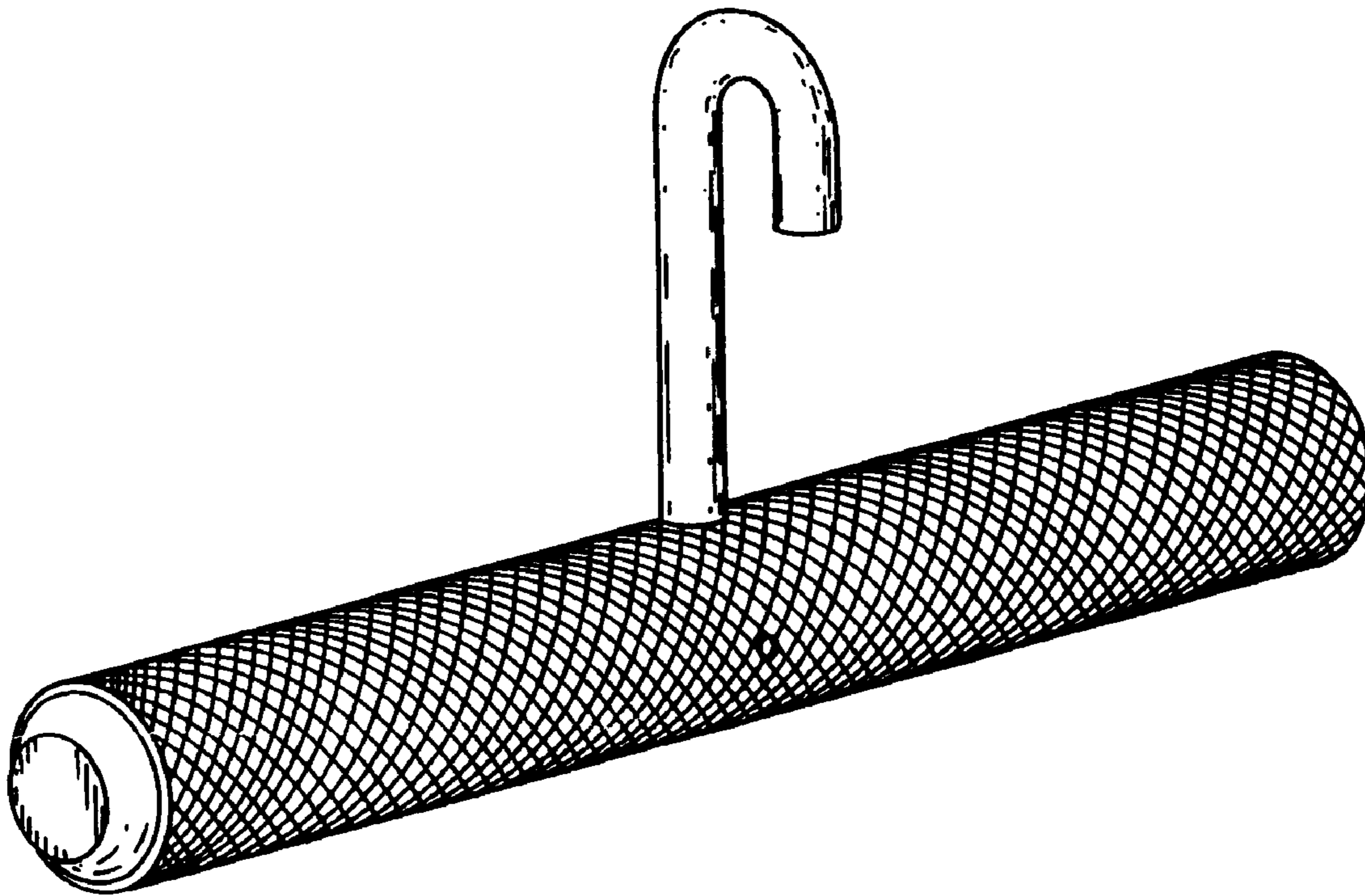
The ornamental design for the handle for calf-pulling chain, as shown and described.

DESCRIPTION

FIG. 1 is a perspective view from the upper front of the handle; and,
FIG. 2 is a perspective view from the lower rear of the handle.

Except for the hook itself, the handle is symmetrical about a vertical axis.

1 Claim, 1 Drawing Sheet



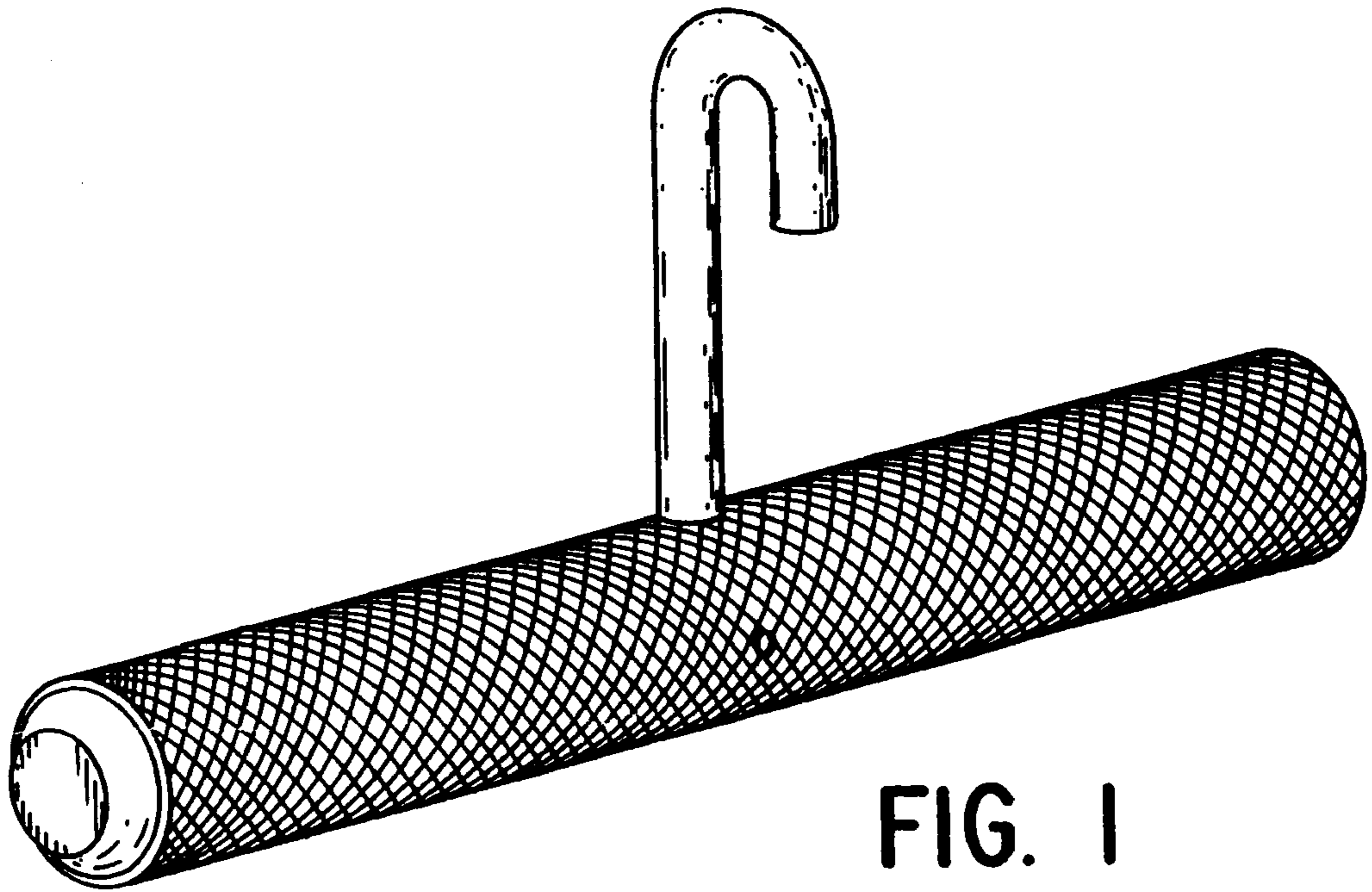


FIG. 1

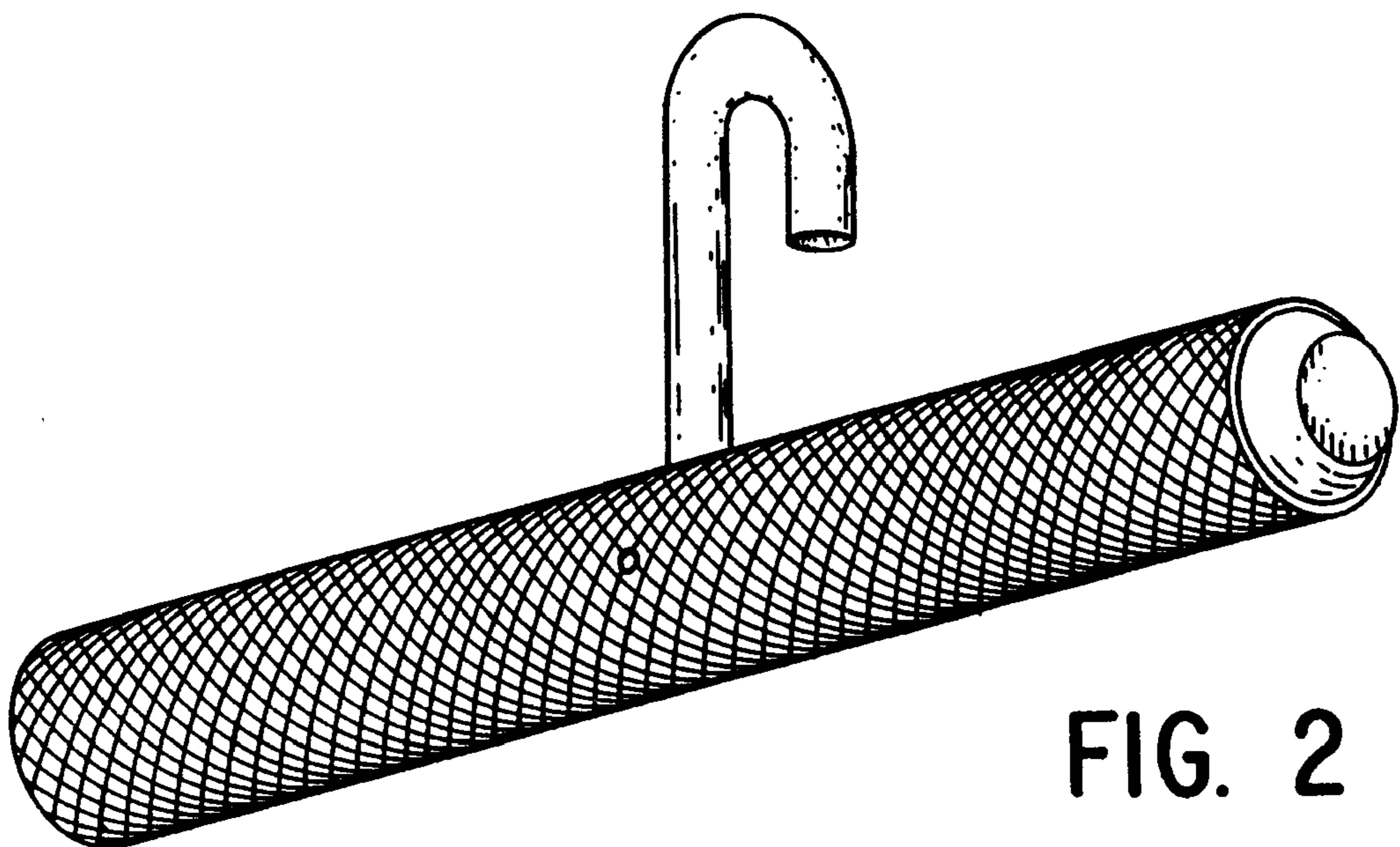


FIG. 2