



US00D417312S

United States Patent [19] Hoefs

[11] **Patent Number: Des. 417,312**

[45] **Date of Patent: ** Nov. 30, 1999**

[54] **BATTING GLOVE WITH ATTACHED
HOOKS AND LOOPS**

[76] Inventor: **Scott Hoefs**, 183 1/2 Sun Cir., Apt. 2,
Ellsworth, Wis. 54011

[**] Term: **14 Years**

[21] Appl. No.: **29/082,126**

[22] Filed: **Jan. 15, 1998**

[51] **LOC (6) Cl.** **29-02**

[52] **U.S. Cl.** **D29/117**

[58] **Field of Search** D29/113, 117,
D29/122, 123; D2/610, 615, 617, 619,
623; D28/63; 2/160, 161.4, 161.1, 161.2,
161.3, 161.5, 163, 161.6, 159, 910, 20,
16; 15/227

[56] **References Cited**

U.S. PATENT DOCUMENTS

D. 258,245	2/1981	DeLeo	D2/610
D. 320,871	10/1991	Bothof, III et al.	D29/113
D. 335,368	5/1993	Houston	D29/113
645,406	3/1900	Potter	15/227
1,915,617	6/1933	Potter	2/161.2
4,519,097	5/1985	Chappell, Jr. et al.	2/910
4,590,625	5/1986	Keim	2/161.3
5,214,799	6/1993	Fabry	2/20

5,423,090	6/1995	Gimbel	2/163
5,608,912	3/1997	Cumberland	2/161.1
5,768,711	6/1998	Wissink	2/161.1
5,790,980	8/1998	Yewer, Jr.	2/20

FOREIGN PATENT DOCUMENTS

9008483	8/1990	WIPO	2/16
---------	--------	------	-------	------

Primary Examiner—Louis S. Zarfes

Assistant Examiner—Robert A. Delehanty

[57] **CLAIM**

The ornamental design for a batting glove with attached hooks and loops, as shown.

DESCRIPTION

FIG. 1 is a top plan view of the batting glove with attached hooks and loops of the present invention;
 FIG. 2 is a bottom plan view of the batting glove with attached hooks and loops of FIG. 1;
 FIG. 3 is a left side plan view of the batting glove with attached hooks and loops of FIG. 1;
 FIG. 4 is a right side plan view of the batting glove with attached hooks and loops of FIG. 1;
 FIG. 5 is a front plan view of the batting glove with attached hooks and loops of FIG. 1; and,
 FIG. 6 is a back plan view of the batting glove with attached hooks and loops of FIG. 1.

1 Claim, 4 Drawing Sheets

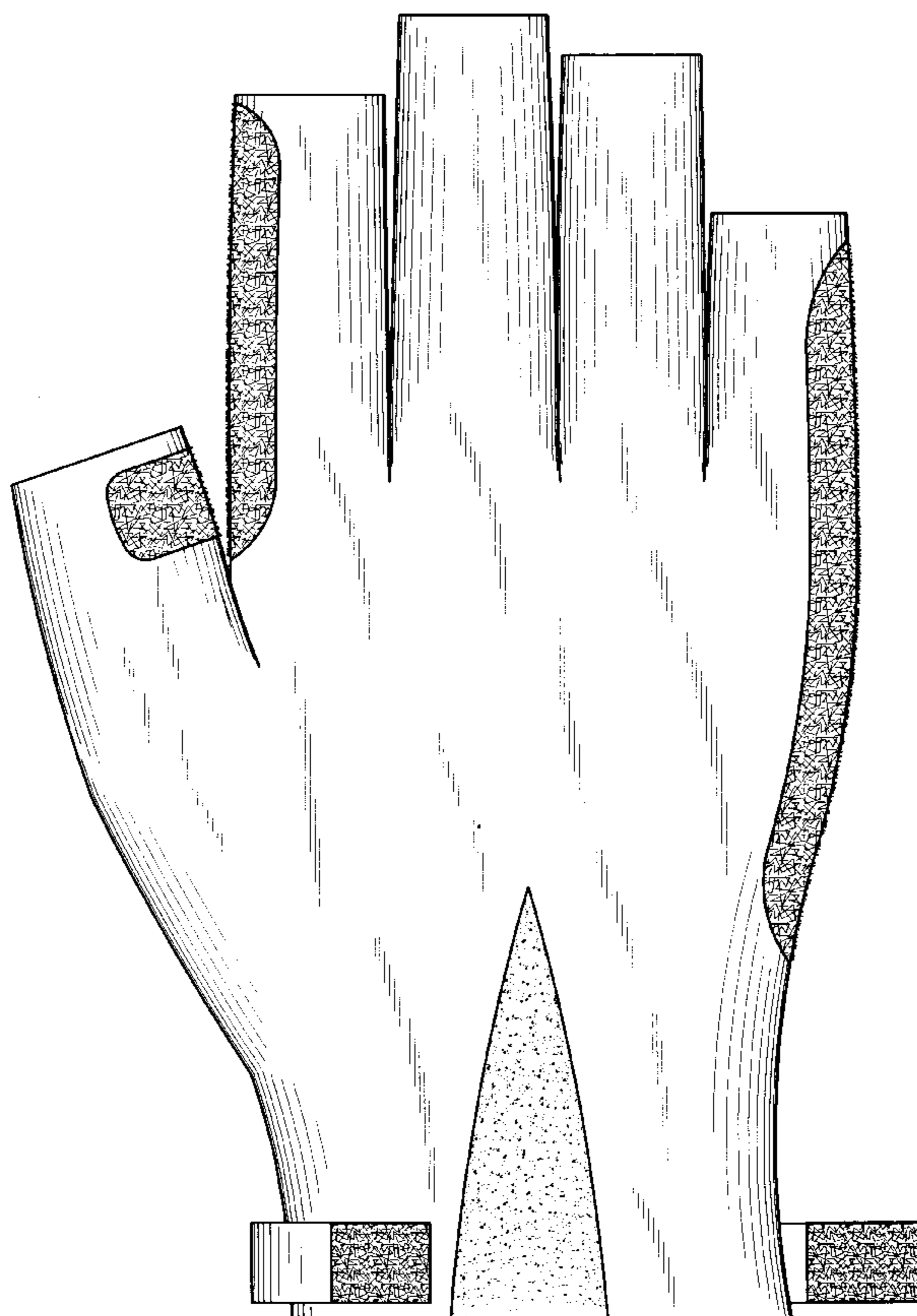


FIG. 1

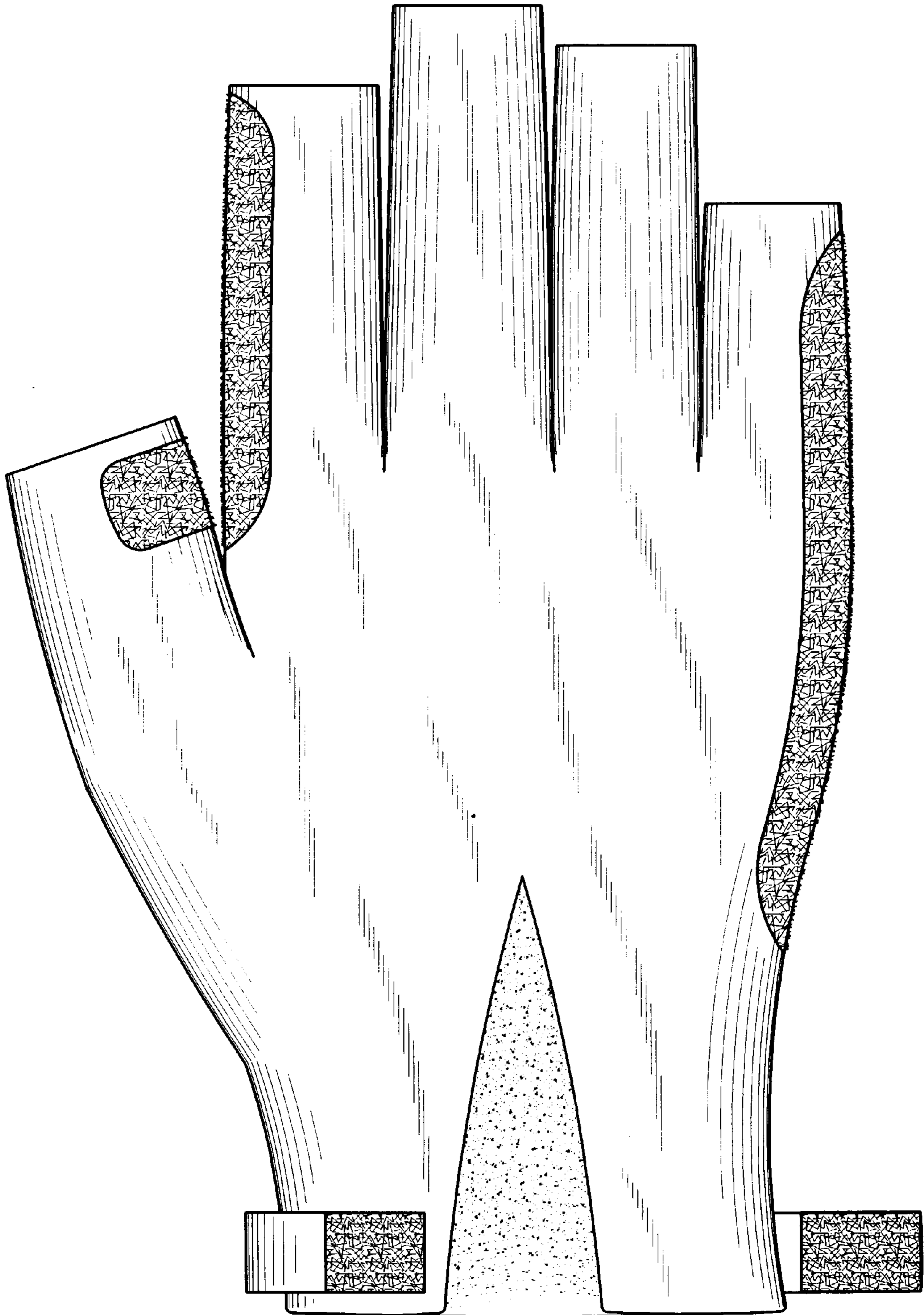


FIG. 2

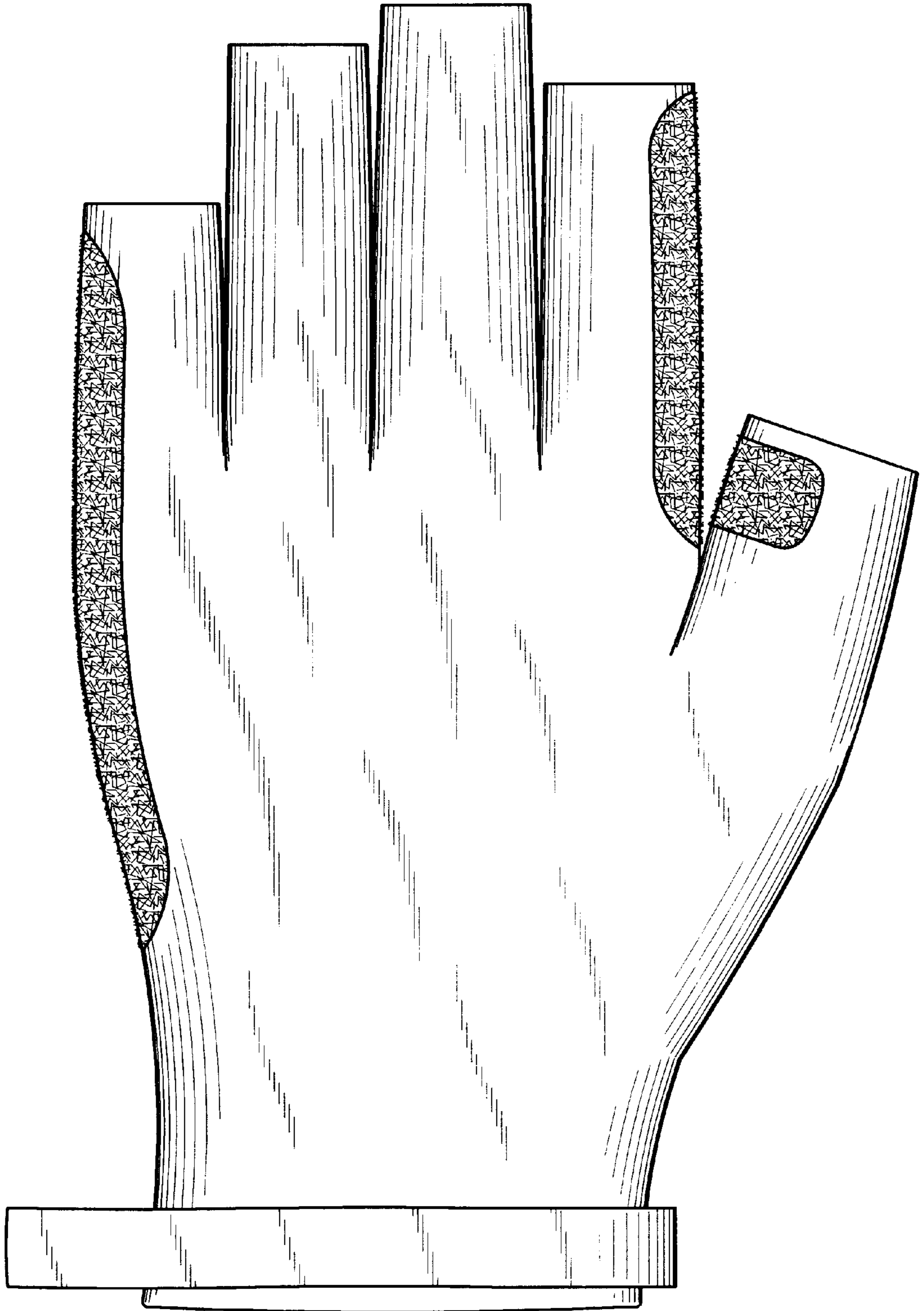


FIG. 3

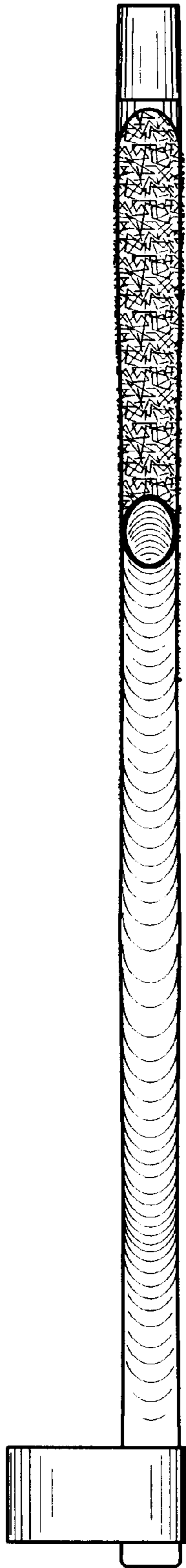


FIG. 4

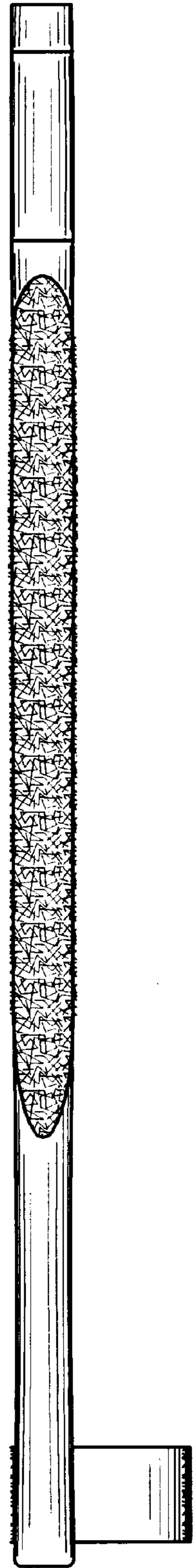


FIG. 5

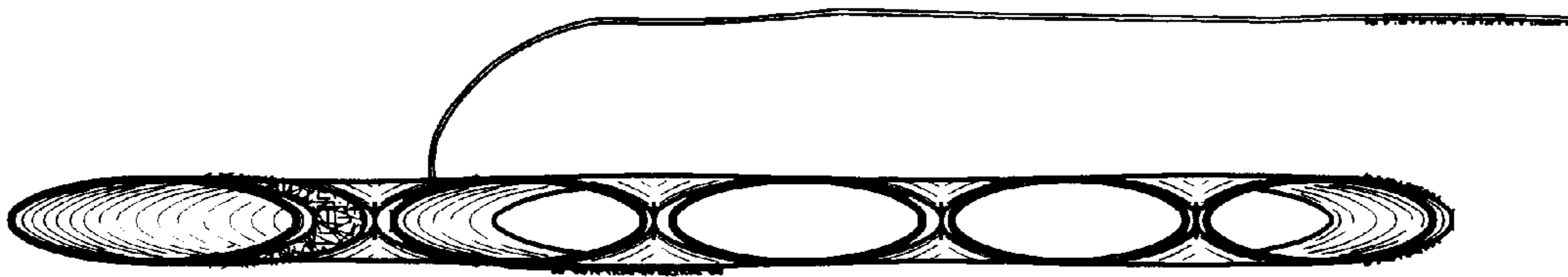


FIG. 6

