



US00D417311S

United States Patent [19] Hester

[11] **Patent Number: Des. 417,311**

[45] **Date of Patent: ** Nov. 30, 1999**

[54] **DENTAL FLOSS DISPENSER**

[76] Inventor: **Lisa Hester**, HQ 5th Signal CMD,
CMR 421, Box 214, APO AE
09056-5000

[**] Term: **14 Years**

[21] Appl. No.: **29/084,892**

[22] Filed: **Mar. 12, 1998**

[51] **LOC (6) Cl. 28-03**

[52] **U.S. Cl. D28/66**

[58] **Field of Search** D28/65-68, 78;
D9/420, 423, 424, 421; D18/16, 17; 132/321-329;
206/63.5, 409, 822; 225/42, 44, 46, 47,
49, 53, 77, 39, 33

[56] **References Cited**

U.S. PATENT DOCUMENTS

D. 176,090	11/1955	Zackheim	D28/66
D. 211,880	8/1968	Giuseppe	D28/66
D. 337,179	7/1993	Favre	D28/83
D. 366,537	1/1996	Johnsen et al.	D28/66
D. 371,222	6/1996	Spencer, Jr. et al.	D28/66
D. 387,495	12/1997	Hester	D28/67

4,108,390	8/1978	Hayes	225/52 X
4,934,523	6/1990	Strom	206/409 X
5,076,423	12/1991	Russack	206/63.5
5,617,952	4/1997	Kranendonk	206/63.3 X

Primary Examiner—Ted Shooman
Assistant Examiner—C Tuttle
Attorney, Agent, or Firm—Holland & Hart LLP

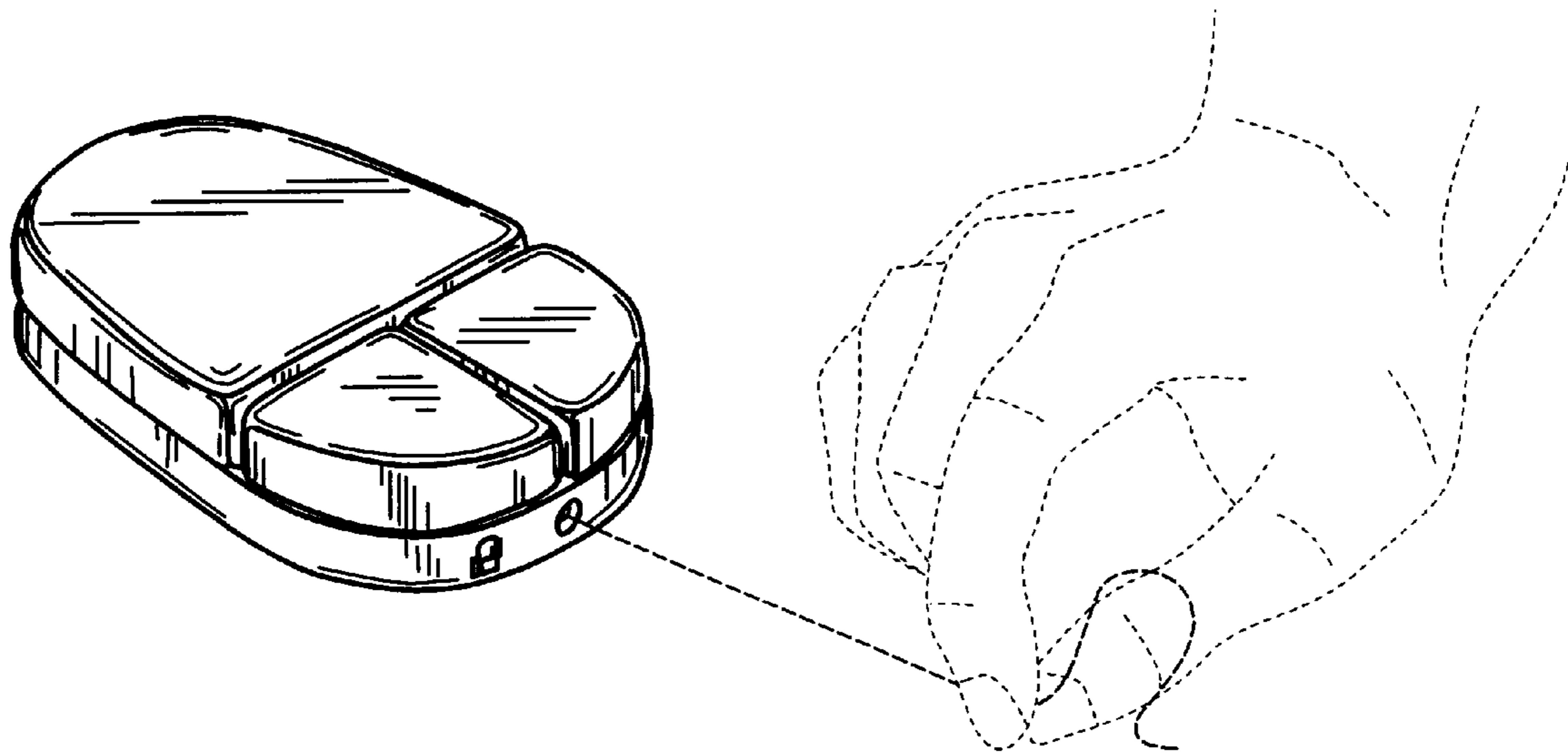
[57] **CLAIM**

The ornamental design for a dental floss dispenser, as shown and described.

DESCRIPTION

FIG. 1 is a front perspective view of a dental floss dispenser showing my new design in full lines with the broken lines showing the floss and human hand being for illustrative purposes only and forming no part of the claimed design; FIG. 2 is a right side elevational view thereof; FIG. 3 is a rear end view thereof; FIG. 4 is a top plan view thereof; FIG. 5 is a left side elevational view thereof; FIG. 6 is a bottom plan view thereof; and, FIG. 7 is a front end view thereof.

1 Claim, 1 Drawing Sheet



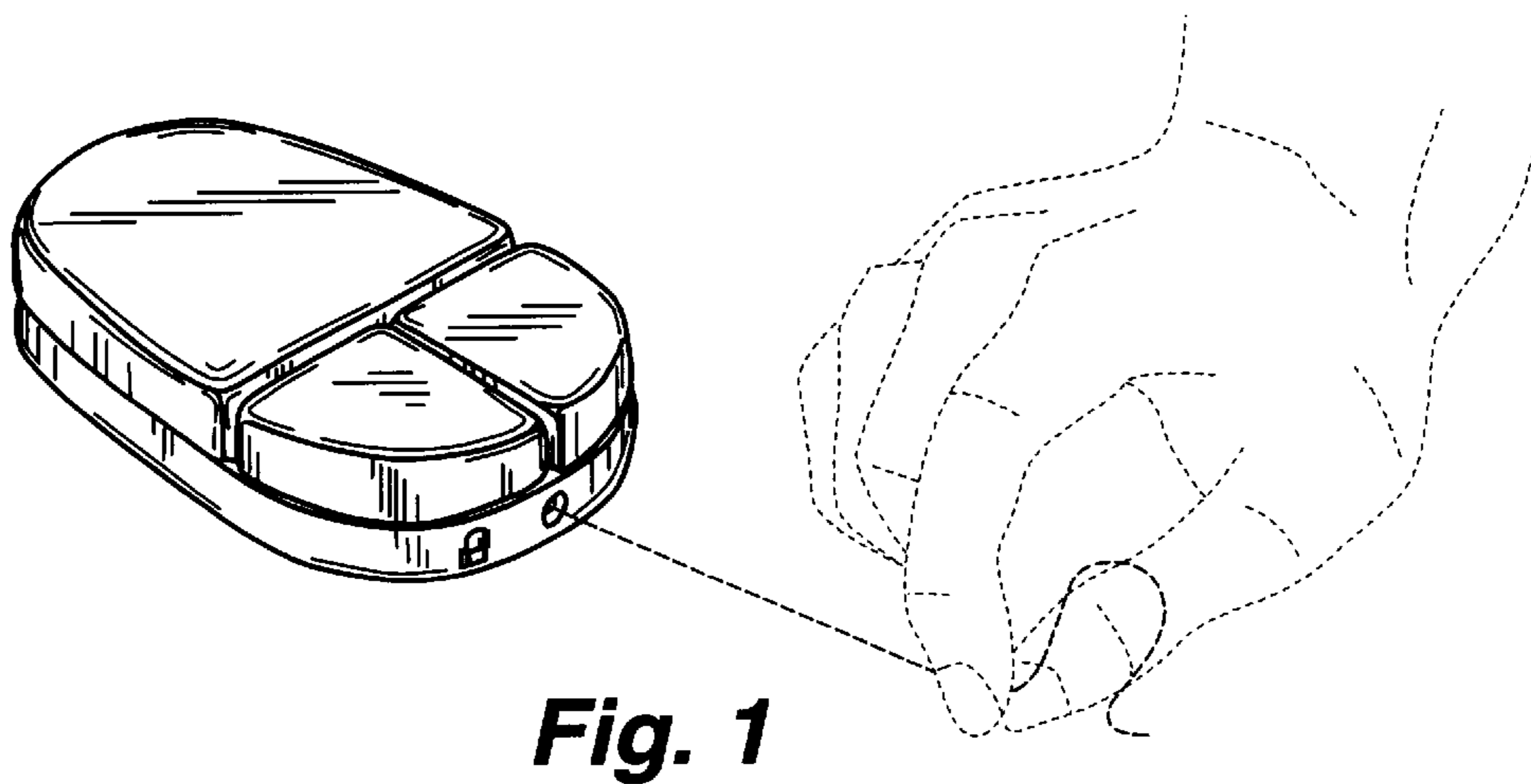


Fig. 1




Fig. 2

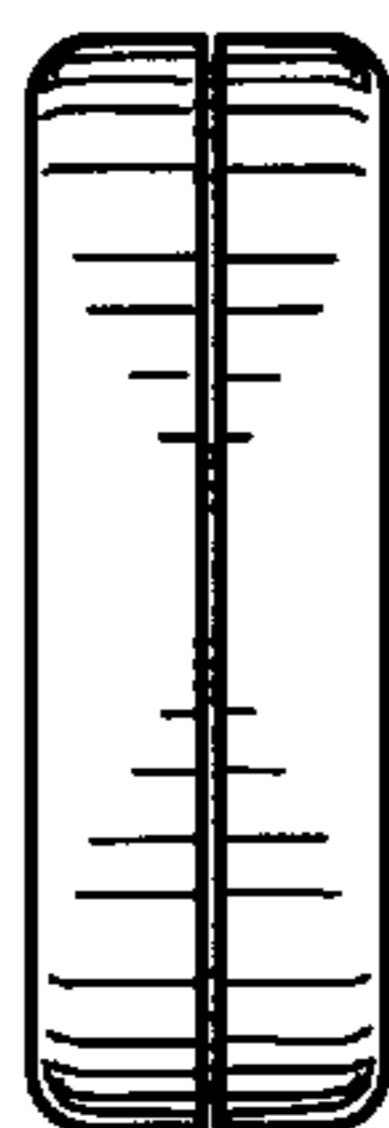


Fig. 3

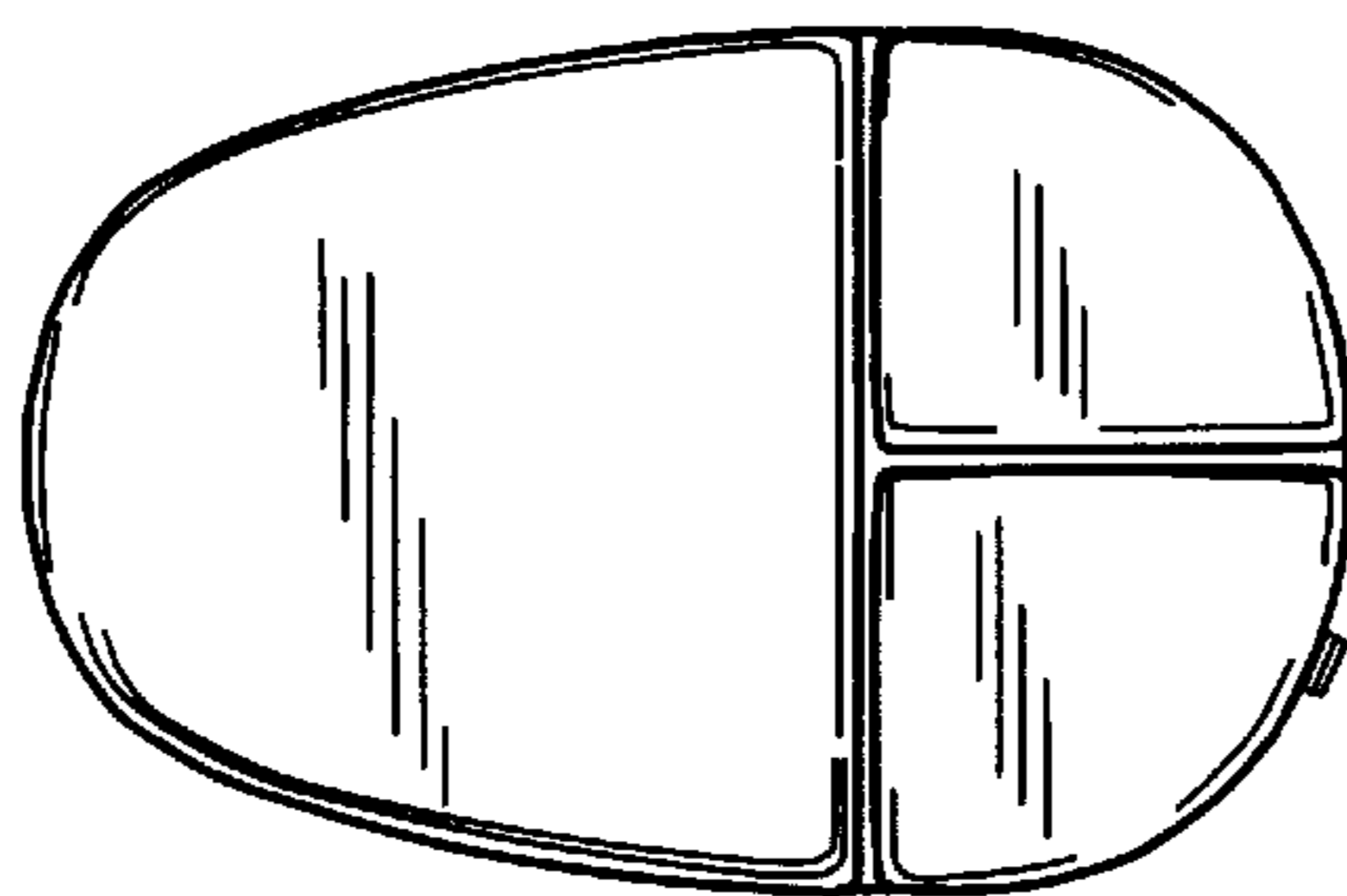


Fig. 4

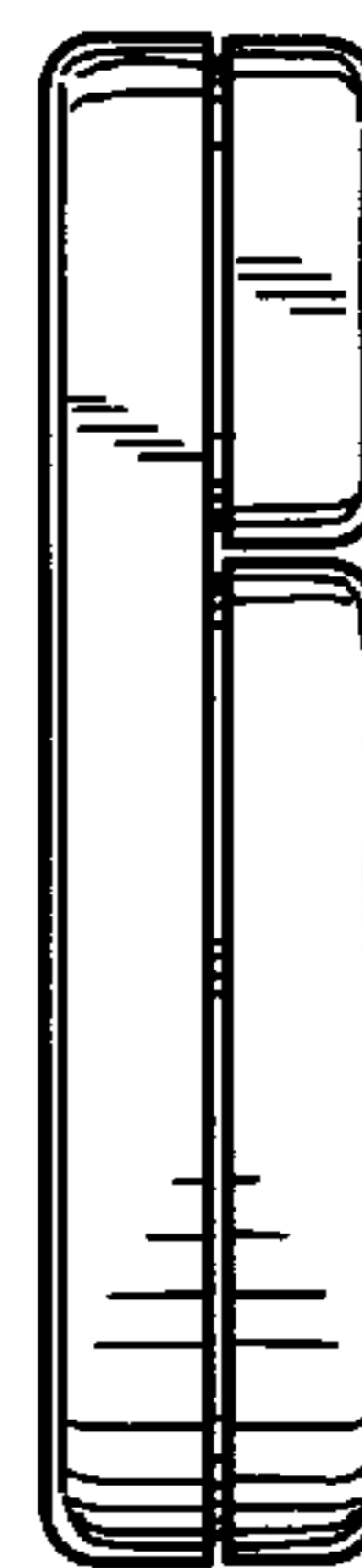


Fig. 5

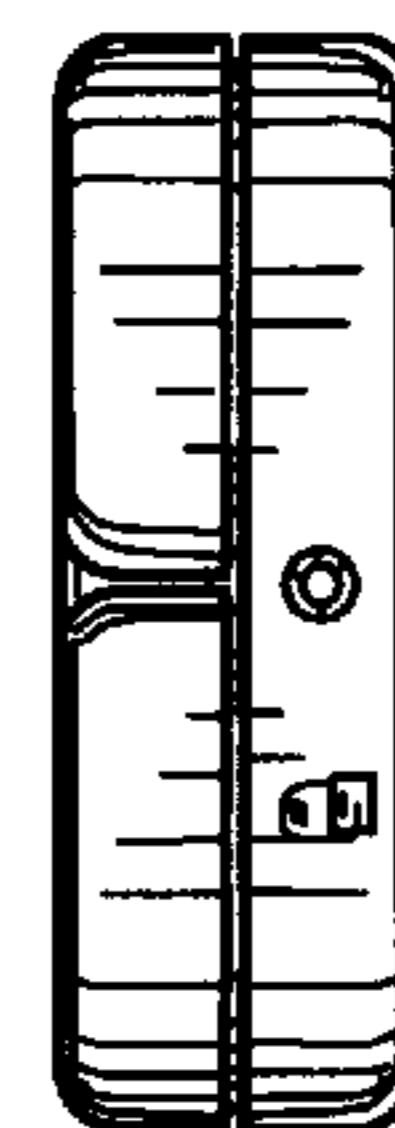


Fig. 7

Fig. 6

