



US00D417281S

United States Patent [19]
East

[11] **Patent Number: Des. 417,281**

[45] **Date of Patent: ** Nov. 30, 1999**

[54] **SCRATCHING DEVICE**

4,892,091 1/1990 Sullenger 601/137

[75] Inventor: **Brian L. East**, Spokane, Wash.

Primary Examiner—Raphael Barkai

Assistant Examiner—C. Tuttle

[73] Assignee: **Gene Laney**, Spokane, Wash.

Attorney, Agent, or Firm—Wells, St. John, Roberts, Gregory & Matkin, P.S.

[**] Term: **14 Years**

[57] **CLAIM**

[21] Appl. No.: **29/082,250**

The ornamental design for a scratching device, as shown and described.

[22] Filed: **Jan. 20, 1998**

DESCRIPTION

[51] **LOC (6) Cl.** **28-03**

[52] **U.S. Cl.** **D24/200**; D28/99

[58] **Field of Search** D28/7, 63, 91.2;
D24/133, 147, 200, 211, 214; 601/136-138;
D4/104, 136

FIG. 1 is a front elevation view of a scratching device showing my new design;

FIG. 2 is a side elevation view thereof, the opposite side being a mirror image;

FIG. 3 is a rear elevation view thereof;

FIG. 4 is an enlarged fragmentary view showing the bottom end of the front surface, the opposed, top end being a mirror image thereof;

FIG. 5 is an enlarged fragmentary view showing the upper end of FIG. 2;

FIG. 6 is an enlarged bottom end view thereof;

FIG. 7 is an enlarged top end view thereof; and,

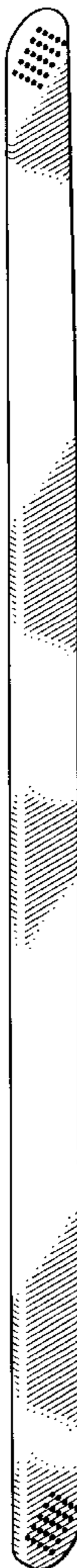
FIG. 8 is a perspective view thereof.

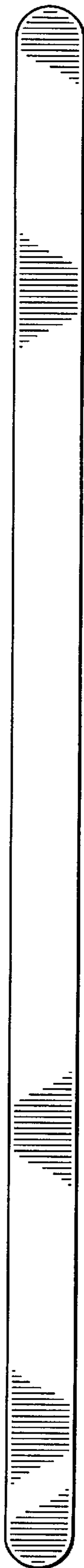
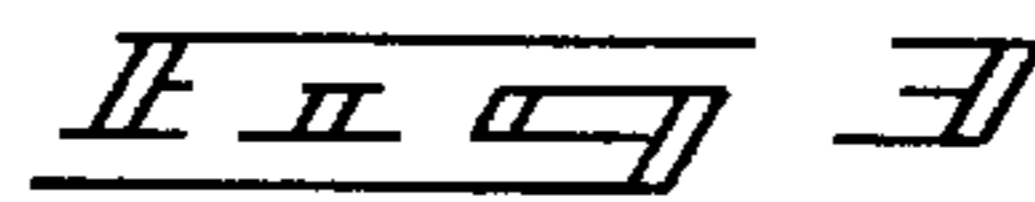
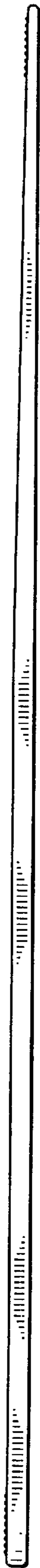

[56] **References Cited**

U.S. PATENT DOCUMENTS

D. 113,093	1/1939	Pearson	D28/63
D. 372,978	8/1996	Harvey	D24/147
894,161	7/1908	Miller	132/76.4
2,711,731	6/1955	Krohne	601/137
3,151,346	10/1964	Gray	15/187
3,527,208	9/1970	Hoegerman	601/136
4,667,659	5/1987	Hayday	601/137

1 Claim, 3 Drawing Sheets





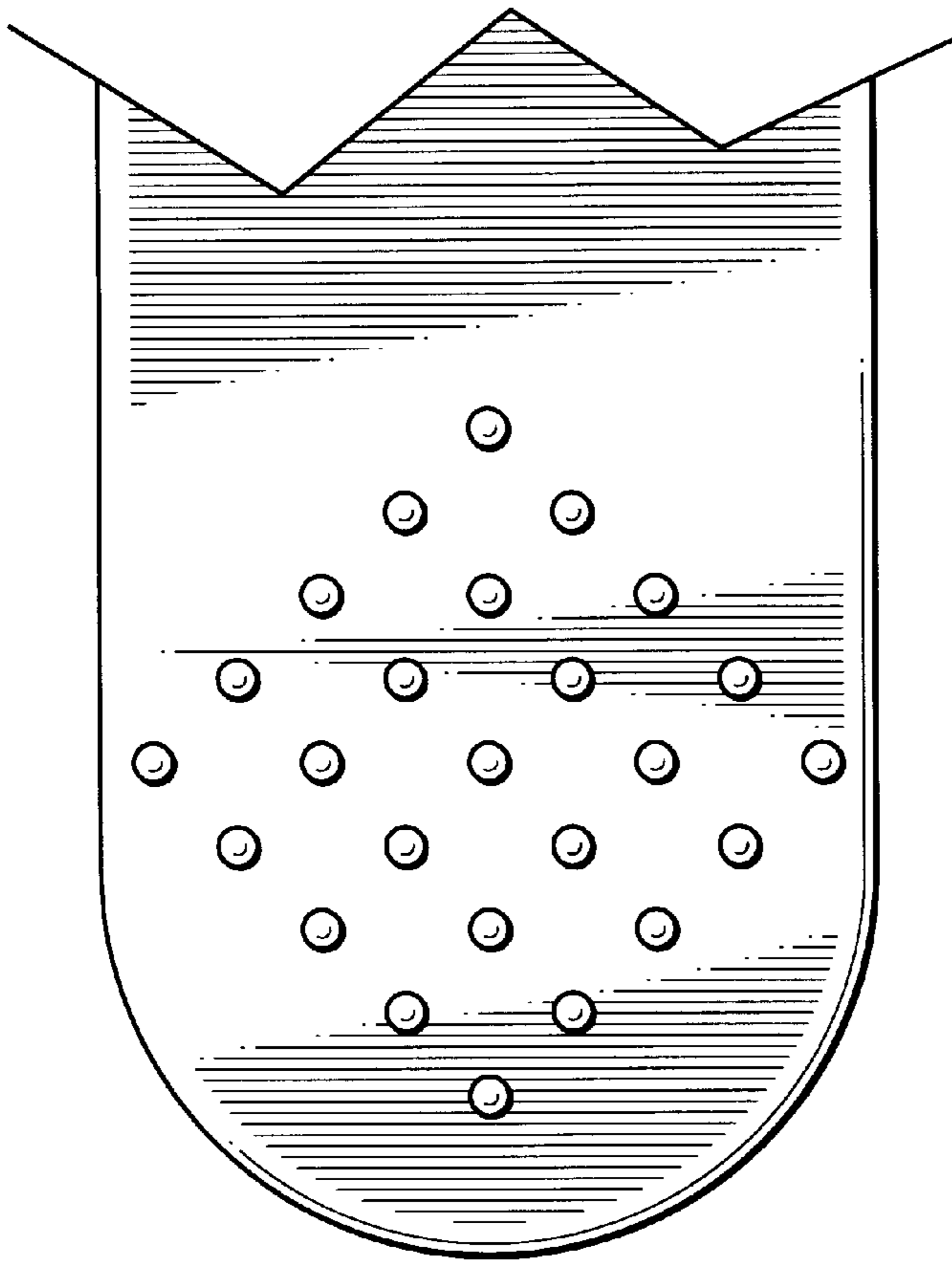


Fig. 4

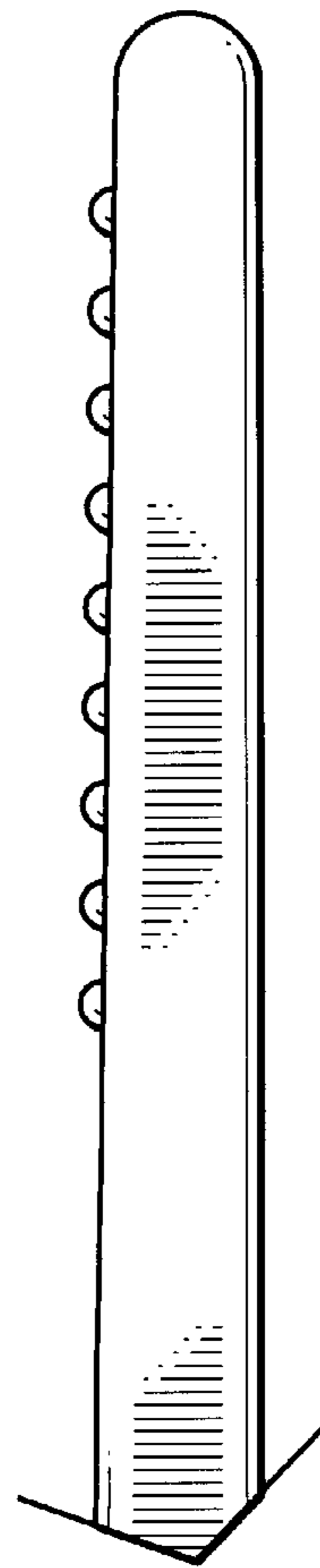


Fig. 5




Fig. 6

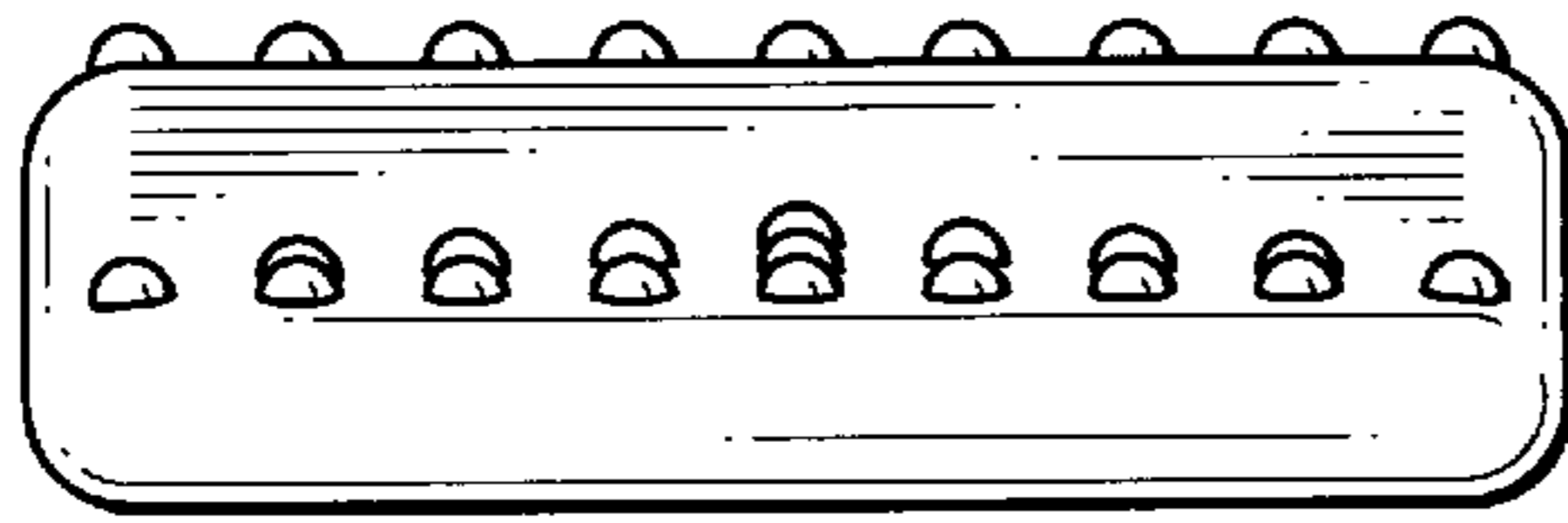


Fig. 1

Fig. 2

